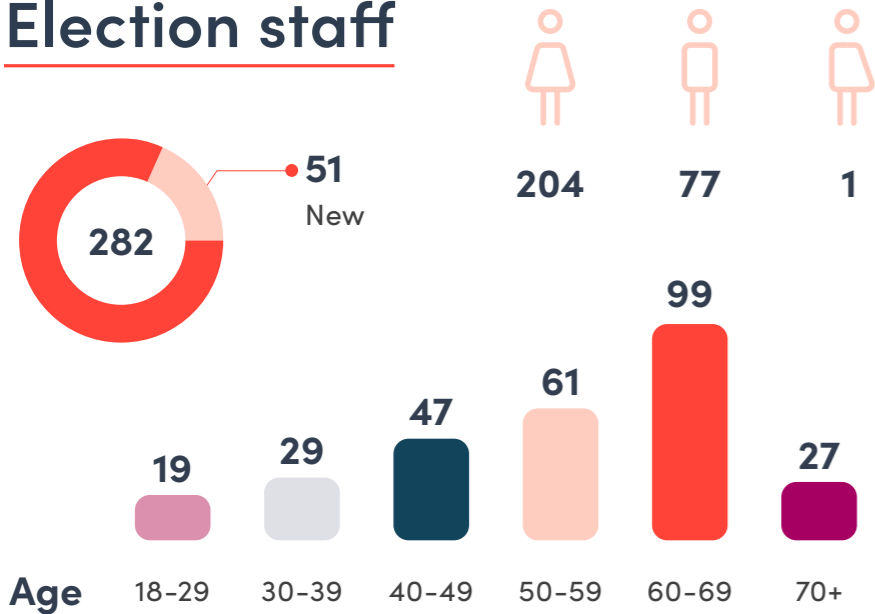


2020 Legislative Council Elections Snapshot

Huon and Rosevears

Election staff

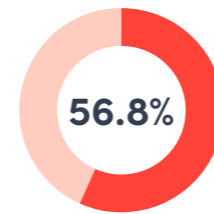


Roles

Staff may occupy multiple roles **335**

Returning Officers and Assistant Returning Officers	4	0	0	New to TEC 0 New to role 3
Polling Place Managers and Polling Place Liaison Officers	42	18	0	New to TEC 2 New to role 27
Issuing staff	134	34	1	New to TEC 63
Non-polling place staff	63	39	0	New to TEC 23

Early voting



Pre-poll voting	10.0%
Interstate pre-poll*	0%
Postal voting	46.9%
Mobile*	0%

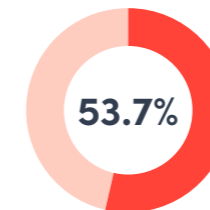
Postal returns

	Tasmania	Australia	World	Total
Issued (excludes GPVs)	21,318	256	11	21,585
Returned	20,498	181	0	20,679

Attendance voting

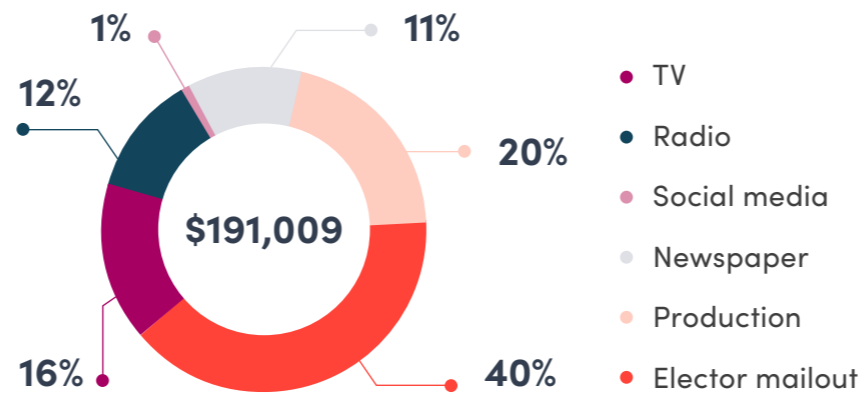
* Mobile and interstate pre-poll voting suspended due to COVID-19

	Mobile*	Pre-poll	Polling day
In division	0	4,545	19,935
Out of division	0	13	21



Election awareness

Elector cards presented when attendance voting **5,341**



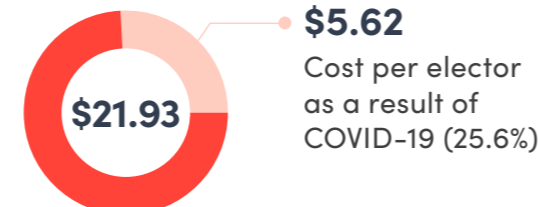
\$43,507 Included costs as a result of COVID-19 (22.8%)



Polling locations

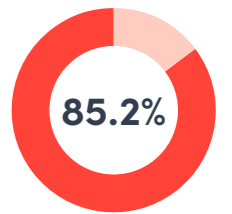


Cost per elector

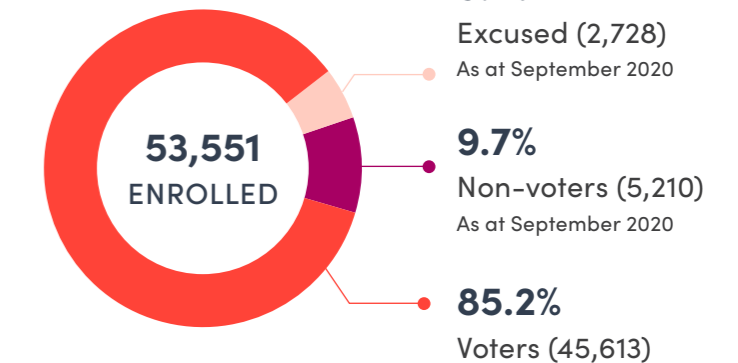


2020 LC	\$21.93
2019 Fed	\$22.68
2019 LC	\$13.70
2018 LC	\$11.64
2018 HA	\$7.97

Participation



Voters



Candidates

Candidates stood	5	7	0
Candidates elected	1	1	0

Ballot papers

