



Central Coast Council

2018 election report

Contents

- Local Government Elections in Tasmania
- Report on the 2018 Central Coast Council Elections
- List of Councillors following the 2018 elections
- Councillor results
- Mayor and Deputy Mayor results
- Recount results

Local Government Elections in Tasmania

The 2018 Central Coast Council election was conducted by the Tasmanian Electoral Commission in accordance with the *Local Government Act 1993*.

Candidate information booklets and complete election results for the state are published on the TEC website www.tec.tas.gov.au.

2018 Election timetable

Notice of election published	Saturday 8 September
Nominations opened	9am Monday 10 September
Electoral rolls closed	6pm Thursday 13 September
Nominations closed	12 noon Monday 24 September
Nominations announced	12 noon Tuesday 25 September
Ballot material received by electors	8–12 October
Polling period	8–30 October
Close of poll	10am Tuesday 30 October

Councillor casual vacancies

Councillor casual vacancies are filled by recount. Only unelected candidates from the relevant election may contest a recount. If there are no unelected candidates able to contest the recount, or the casual vacancy is also for the mayoral position, a by-election is held. A candidate elected at a recount or by-election serves until the next council election.

No casual vacancies are filled within 6 months of the next ordinary election, unless the vacancy results in the council unable to have a quorum.

Elector polls

A council may hold an elector poll on any issue it determines. A council may also be required to hold an elector poll following petitions from electors in accordance with Part 6 of the Act. A council is not bound by the result of an elector poll.

Electoral system

Elections for councillor positions are conducted using a system modelled on the Hare-Clark method of proportional representation used in Tasmanian House of Assembly elections.

Mayoral and deputy mayoral elections use a preferential system similar to that used for Tasmanian Legislative Council and federal House of Representatives elections.

Voting in Tasmanian local government elections is not compulsory.

Andrew Hawkey ELECTORAL COMMISSIONER July 2019

Report on the 2018 Central Coast Council Elections

Elections were held for the positions of Mayor, Deputy Mayor and 9 Councillors, all for 4 year terms.

17 094 Central Coast electors were enrolled for the 2018 elections, comprising 17 045 (99.71%) from the State House of Assembly roll and 49 (0.29%) from the General Manager's roll.

55.94% of Central Coast electors returned their ballot papers in comparison with 58.72% statewide.

Central Coast Councillors

Councillors are listed in order of their election.

Prior to the 2018 elections

Mayor

BONDE, Jan

Deputy Mayor

DOWNIE, Kath

9 Councillors

BONDE, Jan

DOWNIE, Kath

van ROOYEN, Tony

BLOOMFIELD, John

CARPENTER, Garry

TONGS, Rowen

HOWARD, Gerry

VINEY, Philip

DIPROSE, Amanda*

Following the 2018 elections

Mayor

BONDE, Jan

Deputy Mayor

CARPENTER, Garry

9 Councillors

BONDE, Jan

FULLER, Cheryl

CARPENTER, Garry

VAN ROOYEN, Tony

VINEY, Philip

DIPROSE, Amanda

OVERTON, Annette

BESWICK, John

HISCUTT, Casey

* elected by recount

Recounts between the 2014 and 2018 elections

A recount was conducted on 27 April 2017, to fill a vacancy for councillor on the Central Coast Council following the resignation of Shane Broad on 7 April 2017. Six unelected candidates from the 2014 Central Coast Council election contested the recount. An abstract of the count is at the back of this report.

The candidates

Central Coast Council

enrolment 17 094

Councillor	21 candidates (9 to be elected)
ANDREWS, Micheline	West Pine
BESWICK, John	West Ulverstone
BIRD, Yvonne	Penguin
BONDE, Jan	Ulverstone
BONDE, Lionel	Turners Beach
BROADFIELD, Peter	Ulverstone
CARPENTER, Garry	South Riana
DIPROSE, Amanda	Ulverstone
FULLER, Cheryl	West Ulverstone
HENSLEY, Craig	Heybridge
HISCUTT, Casey	Howth
JEFFREY, Darrell	Sulphur Creek
JORDAN, Lynette	Ulverstone
KURRLE, Dianne	Ulverstone
LEARY, Andrew	Turners Beach
MITCHELL-COLLINS, Luke	West Ulverstone
O'NEIL, Lyndon	Ulverstone
OVERTON, Annette	Ulverstone
SMITH, Michael	Ulverstone
VAN ROOYEN, Tony	Ulverstone
VINEY, Philip	Ulverstone

Mayor	2 candidates
BONDE, Jan	Ulverstone
VAN ROOYEN, Tony	Ulverstone

Deputy Mayor	5 candidates
BROADFIELD, Peter	Ulverstone
CARPENTER, Garry	South Riana
FULLER, Cheryl	West Ulverstone
JEFFREY, Darrell	Sulphur Creek
VINEY, Philip	Ulverstone

Central Coast Council - 2018 Councillor election

Polling closed at 10am 30 October 2018

Electors enrolled: 17 094

Declarations rejected: 165

Number to be elected: 9

Declarations returned: 9 563

Declarations admitted: 9 398

Returning Officer: Sherri Nolan

Response rate: 55.94%

Rejection rate: 1.73%

Count	ANDREWS, M	BESWICK, J	BIRD, Y	BONDE, J	BONDE, L	BROADFIELD, P	CARPENTER, G	DIPROSE, A	FULLER, C	HENSLEY, C	HISCUTT, C	JEFFREY, D	JORDAN, L	KURRLE, D
1	369.00	361.00	183.00	2828.00	153.00	237.00	570.00	394.00	551.00	129.00	343.00	158.00	272.00	220.00
2	51.02	93.88	17.68	- 1924.00	87.08	89.80	311.59	76.19	361.26	9.52	53.06	43.54	59.18	21.09
	420.02	454.88	200.68	904.00	240.08	326.80	881.59	470.19	912.26	138.52	396.06	201.54	331.18	241.09
3	0.60	0.49	0.40		0.31	0.37	1.19	0.62	- 8.26	0.09	0.34	0.23	0.40	0.24
	420.62	455.37	201.08	904.00	240.39	327.17	882.78	470.81	904.00	138.61	396.40	201.77	331.58	241.33
4 to 6	14.39	6.37	1.69		3.00	7.00	1.03	3.36		1.00	8.01	2.69	5.00	0.00
	435.01	461.74	202.77	904.00	243.39	334.17	883.81	474.17	904.00	139.61	404.41	204.46	336.58	241.33
7 to 9	4.36	6.37	3.68		6.36	7.68	15.40	13.75		6.00	4.00	1.68	9.01	4.69
	439.37	468.11	206.45	904.00	249.75	341.85	899.21	487.92	904.00	145.61	408.41	206.14	345.59	246.02
10	8.00	4.00	12.00		5.00	6.00	18.00	5.00		- 136.00	27.00	10.00	5.00	4.00
	447.37	472.11	218.45	904.00	254.75	347.85	917.21	492.92	904.00	9.61	435.41	216.14	350.59	250.02
11 to 12	0.72	0.00	0.00		0.00	0.68		1.36		- 9.61	1.37	0.00	1.37	0.00
	448.09	472.11	218.45	904.00	254.75	348.53	917.21	494.28	904.00	0.00	436.78	216.14	351.96	250.02
13	1.46	0.73	1.46		0.00	0.00	- 13.21	0.73			2.93	0.73	0.73	0.00
	449.55	472.84	219.91	904.00	254.75	348.53	904.00	495.01	904.00		439.71	216.87	352.69	250.02
14 to 17	16.17	14.76	9.00		12.72	15.49		19.44			41.41	- 216.87	17.75	14.05
	465.72	487.60	228.91	904.00	267.47	364.02	904.00	514.45	904.00		481.12	0.00	370.44	264.07
18 to 21	31.07	16.00	- 228.91		5.68	9.74		18.84			40.48		17.37	27.10
	496.79	503.60	0.00	904.00	273.15	373.76	904.00	533.29	904.00		521.60		387.81	291.17
22 to 24	11.09	26.49			- 273.15	28.30		19.80			28.55		16.47	15.12
	507.88	530.09		904.00	0.00	402.06	904.00	553.09	904.00		550.15		404.28	306.29
25	19.00	20.00				19.00		25.00			22.00		21.00	- 274.00
	526.88	550.09		904.00		421.06	904.00	578.09	904.00		572.15		425.28	32.29
26 to 27	0.06	1.36				0.00		2.82			1.39		8.16	- 32.29
	526.94	551.45		904.00		421.06	904.00	580.91	904.00		573.54		433.44	0.00
28	0.73	0.36				1.10		0.73			0.73		0.00	
	527.67	551.81		904.00		422.16	904.00	581.64	904.00		574.27		433.44	
29 to 32	34.64	59.02				- 422.16		44.59			38.96		35.94	
	562.31	610.83		904.00		0.00	904.00	626.23	904.00		613.23		469.38	
33 to 36	51.19	54.27						103.57			43.22		- 469.38	
	613.50	665.10		904.00			904.00	729.80	904.00		656.45		0.00	
37	70.00	79.00						60.00			42.00			
	683.50	744.10		904.00			904.00	789.80	904.00		698.45			
38 to 40	14.37	17.75						13.70			6.84			
	697.87	761.85		904.00			904.00	803.50	904.00		705.29			
41	7.57	9.16						2.78			1.99			
	705.44	771.01		904.00			904.00	806.28	904.00		707.28			
42	- 596.00	94.00						168.00			109.00			
	109.44	865.01		904.00			904.00	974.28	904.00		816.28			
43 to 47	- 109.44	37.37									38.06			
	0.00	902.38		904.00			904.00	974.28	904.00		854.34			
48		12.54						- 70.28			25.09			
		914.92		904.00			904.00	904.00	904.00		879.43			
49											18.84			
		914.92		904.00			904.00	904.00	904.00		898.27			
50		- 10.92									2.18			
		904.00		904.00			904.00	904.00	904.00		900.45			

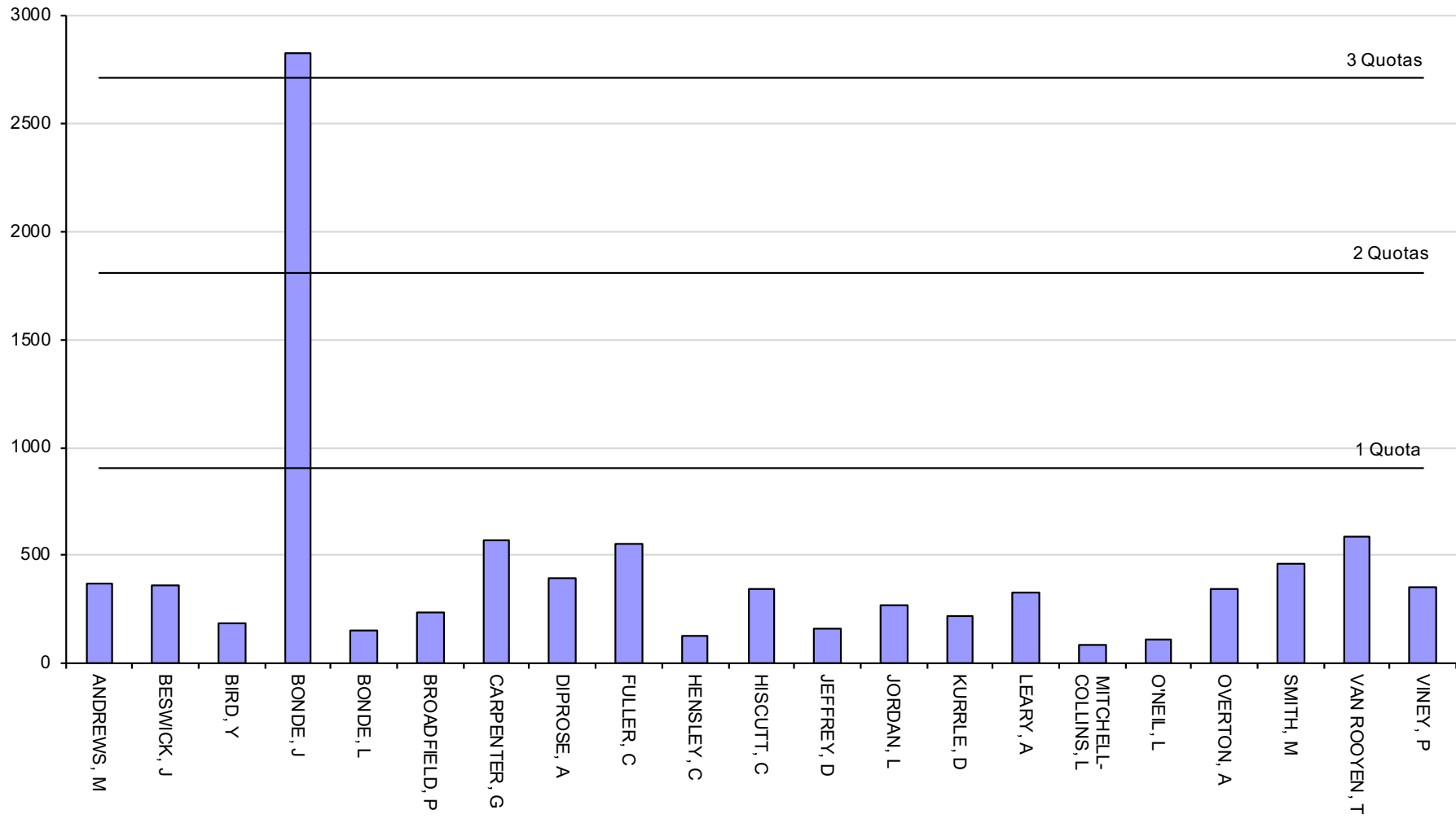
Ballot paper adjustment: 39
 Total ballot papers: 9 359

Formal Votes: 9 035
 Informal ballot papers: 324
 Informality rate: 3.46%

Quota = 904

LEARY, A	MITCHELL-COLLINS, L	O'NEIL, L	OVERTON, A	SMITH, M	VAN ROOYEN, T	VINEY, P	Votes Exhausted	Loss (Gain) by Fraction	Total Votes	Remarks
328.00	83.00	108.00	347.00	462.00	584.00	355.00		0.00	9035.00	BONDE, J elected 1
51.02	8.84	17.00	104.09	34.69	223.15	210.22		0.10		BONDE, J's surplus distributed
379.02	91.84	125.00	451.09	496.69	807.15	565.22		0.10	9035.00	FULLER, C elected 2
0.32	0.20	0.17	0.65	0.27	0.48	0.80		0.09		FULLER, C's surplus distributed
379.34	92.04	125.17	451.74	496.96	807.63	566.02		0.19	9035.00	
13.01	- 92.04	4.68	9.07	4.01	2.01	5.68		0.04		MITCHELL-COLLINS, L excluded
392.35	0.00	129.85	460.81	500.97	809.64	571.70		0.23	9035.00	
9.36		- 129.85	6.03	7.37	3.69	20.39		0.03		O'NEIL, L excluded
401.71		0.00	466.84	508.34	813.33	592.09		0.26	9035.00	
2.00			4.00	9.00	3.00	14.00		0.00		HENSLEY, C part excluded
403.71			470.84	517.34	816.33	606.09		0.26	9035.00	CARPENTER, G elected 3
0.69			1.36	0.68	0.68	0.68		0.02		HENSLEY, C excluded
404.40			472.20	518.02	817.01	606.77		0.28	9035.00	
0.00			0.00	2.20	1.46	0.73		0.05		CARPENTER, G's surplus distributed
404.40			472.20	520.22	818.47	607.50		0.33	9035.00	
8.08			7.73	8.04	12.04	20.15		0.04		JEFFREY, D excluded
412.48			479.93	528.26	830.51	627.65		0.37	9035.00	
18.37			12.10	4.69	13.37	14.07		0.03		BIRD, Y excluded
430.85			492.03	532.95	843.88	641.72		0.40	9035.00	
13.45			21.48	16.08	44.97	31.27		0.08		BONDE, L excluded
444.30			513.51	549.03	888.85	672.99		0.48	9035.00	
12.00			32.00	27.00	24.00	53.00		0.00		KURRLE, D part excluded
456.30			545.51	576.03	912.85	725.99		0.48	9035.00	VAN ROOYEN, T elected 4
2.08			3.47	4.08		8.85		0.02		KURRLE, D excluded
458.38			548.98	580.11	912.85	734.84		0.50	9035.00	
0.73			1.47	1.47	- 8.85	1.47		0.06		VAN ROOYEN, T's surplus distributed
459.11			550.45	581.58	904.00	736.31		0.56	9035.00	
42.23			44.88	51.19		70.62	0.01	0.08		BROADFIELD, P excluded
501.34			595.33	632.77	904.00	806.93	0.01	0.64	9035.00	
40.15			98.16	36.46		42.34	0.00	0.02		JORDAN, L excluded
541.49			693.49	669.23	904.00	849.27	0.01	0.66	9035.00	
- 459.00			72.00	43.00		91.00	2.00	0.00		LEARY, A part excluded
82.49			765.49	712.23	904.00	940.27	2.01	0.66	9035.00	VINEY, P elected 5
- 82.49			21.31	8.52			0.00	0.00		LEARY, A excluded
0.00			786.80	720.75	904.00	940.27	2.01	0.66	9035.00	
			7.17	5.97		- 36.27	1.59	0.04		VINEY, P's surplus distributed
			793.97	726.72	904.00	904.00	3.60	0.70	9035.00	
			157.00	65.00			3.00	0.00		ANDREWS, M part excluded
			950.97	791.72	904.00	904.00	6.60	0.70	9035.00	DIPROSE, A elected 6, OVERTON, A elected 7
				15.09			18.91	0.01		ANDREWS, M excluded
			950.97	806.81	904.00	904.00	25.51	0.71	9035.00	
				17.15			15.47	0.03		DIPROSE, A's surplus distributed
			950.97	823.96	904.00	904.00	40.98	0.74	9035.00	BESWICK, J elected 8
			- 46.97	17.35			10.77	0.01		OVERTON, A's surplus distributed
			904.00	841.31	904.00	904.00	51.75	0.75	9035.00	
				6.55			2.18	0.01		BESWICK, J's surplus distributed
			904.00	847.86	904.00	904.00	53.93	0.76	9035.00	HISCUTT, C elected 9

2018 Central Coast Councillor election - first preferences



Central Coast Council

Polling closed at 10am 30 October 2018

Returning Officer: Sherri Nolan

Mayor

Declarations admitted: 9 398

Ballot paper adjustment: 63

Total ballot papers: 9 335

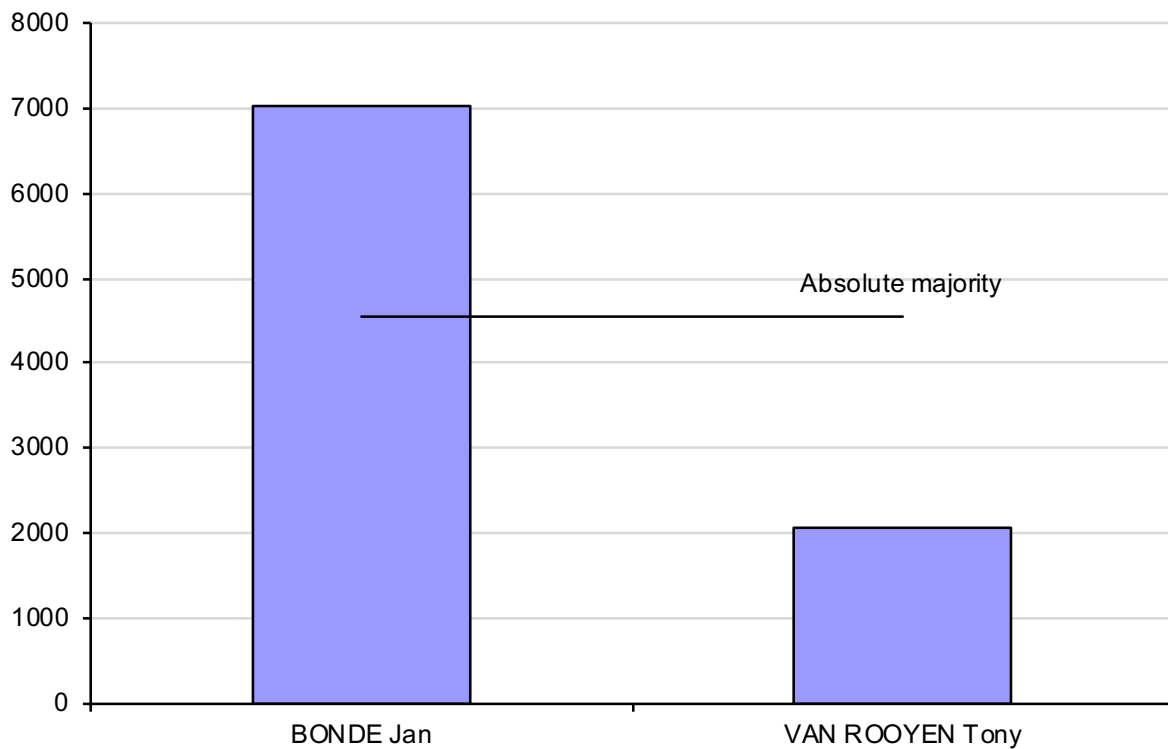
Formal Votes: 9 098

Informal ballot papers: 237

Informality rate: 2.54%

		BONDE Jan	VAN ROOYEN Tony	Total Votes	Absolute Majority	Remarks
Count 1	First preferences	7026	2072	9098	4550	BONDE elected

2018 Central Coast Mayor election - first preferences



Central Coast Council

Polling closed at 10am 30 October 2018

Returning Officer: Sherri Nolan

Deputy Mayor

Declarations admitted: 9 398

Ballot paper adjustment: 62

Total ballot papers: 9 336

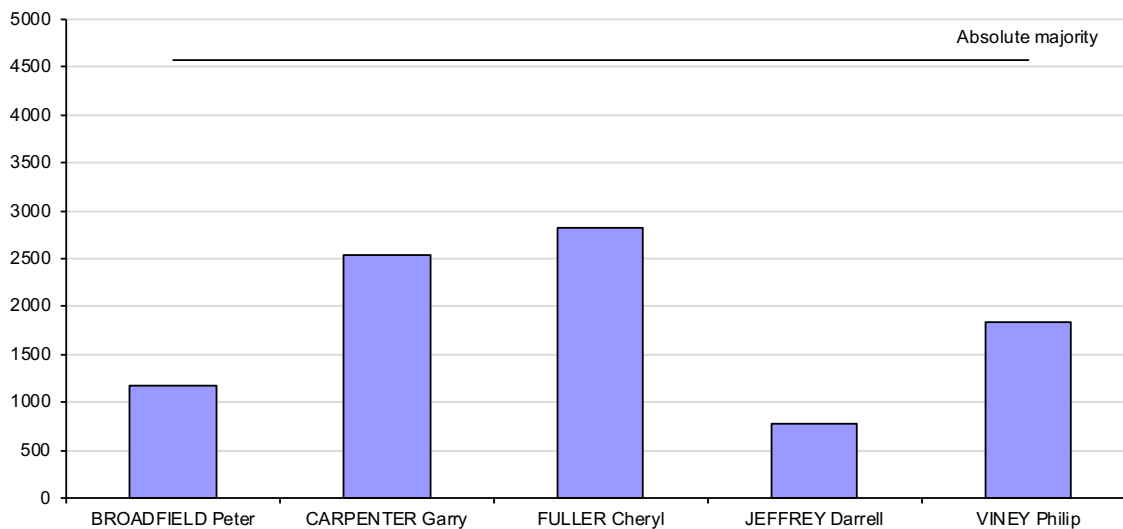
Formal Votes: 9 148

Informal ballot papers: 188

Informality rate: 2.01%

		BROADFIELD Peter	CARPENTER Garry	FULLER Cheryl	JEFFREY Darrell	VINEY Philip	Exhausted	Total Votes	Absolute Majority	Remarks
Count 1	Progress Total	1183	2546	2818	773	1828		9148	4575	First preferences
Count 2	Votes transferred	191	194	115	-773	170	103			JEFFREY excluded
	Progress Total	1374	2740	2933	0	1998	103	9148	4523	
Count 3	Votes transferred	-1374	434	392		401	147			BROADFIELD excluded
	Progress Total	0	3174	3325		2399	250	9148	4450	
Count 4	Votes transferred		1344	804		-2399	251			VINEY excluded
	Progress Total		4518	4129		0	501	9148	4324	CARPENTER elected

2018 Central Coast Deputy Mayor election - first preferences



Central Coast Council — Councillor Recount

Recount due to resignation of Shane Broad
27 April 2017

		Candidates						Exhausted	Lost by	Total	Absolute	Remarks
		BONDE Lionel	DIPROSE Amanda	HARDER Bob	JOHNSTON Garth	KEARNEY Ben	SMITH Michael	Votes	fraction	Votes	majority	
Counts 1 - 15	Total votes	129.06	278.25	53.18	61.61	253.99	88.88	0.00	0.03	865.00	432.51	Broad's votes distributed
Counts 16 - 22	Votes transferred	3.95	18.07	-53.18	10.17	12.17	8.78		0.04			Harder excluded
	Total votes	133.01	296.32	0.00	71.78	266.16	97.66	0.00	0.07	865.00	432.51	
Counts 23 - 32	Votes transferred	9.39	15.95		-71.78	28.68	17.34	0.39	0.03			Johnston excluded
	Total votes	142.40	312.27		0.00	294.84	115.00	0.39	0.10	865.00	432.31	
Counts 33 - 45	Votes transferred	14.95	50.64			43.59	-115.00	5.78	0.04			Smith excluded
	Total votes	157.35	362.91			338.43	0.00	6.17	0.14	865.00	429.42	
Counts 46 - 60	Votes transferred	-157.35	88.39			61.93		6.95	0.08			Bonde excluded
	Total votes	0.00	451.30			400.36		13.12	0.22	865.00	425.95	Diprose Elected