

Launceston City Council 2018 election report

Contents

- Local Government Elections in Tasmania
- Report on the 2018 Launceston City Council Elections
- List of Councillors (Aldermen) following the 2018 elections
- Councillor (Aldermen) results
- Mayor and Deputy Mayor results
- Recount results

Local Government Elections in Tasmania

The 2018 Launceston City Council election was conducted by the Tasmanian Electoral Commission in accordance with the *Local Government Act 1993*.

Candidate information booklets and complete election results for the state are published on the TEC website www.tec.tas.gov.au.

2018 Election timetable

Notice of election published	Saturday 8 September
Nominations opened	9am Monday 10 September
Electoral rolls closed	6pm Thursday 13 September
Nominations closed	12 noon Monday 24 September
Nominations announced	12 noon Tuesday 25 September
Ballot material received by electors	8–12 October
Polling period	8–30 October
Close of poll	10am Tuesday 30 October

Councillor casual vacancies

Councillor casual vacancies are filled by recount. Only unelected candidates from the relevant election may contest a recount. If there are no unelected candidates able to contest the recount, or the casual vacancy is also for the mayoral position, a by-election is held. A candidate elected at a recount or by-election serves until the next council election.

No casual vacancies are filled within 6 months of the next ordinary election, unless the vacancy results in the council unable to have a quorum.

Elector polls

A council may hold an elector poll on any issue it determines. A council may also be required to hold an elector poll following petitions from electors in accordance with Part 6 of the Act. A council is not bound by the result of an elector poll.

Electoral system

Elections for councillor positions are conducted using a system modelled on the Hare-Clark method of proportional representation used in Tasmanian House of Assembly elections.

Mayoral and deputy mayoral elections use a preferential system similar to that used for Tasmanian Legislative Council and federal House of Representatives elections.

Voting in Tasmanian local government elections is not compulsory.

Report on the 2018 Launceston City Council Elections

Elections were held for the positions of Mayor, Deputy Mayor and 12 Councillors (Aldermen), all for 4 year terms.

47 309 Launceston City electors were enrolled for the 2018 elections, comprising 47 135 (99.63%) from the State House of Assembly roll and 174 (0.37%) from the General Manager's roll.

53.47% of Launceston City electors returned their ballot papers in comparison with 58.72% statewide.

Launceston City Councillors (Aldermen)

Councillors are listed in order of their election.

Prior to the 2018 elections

Mayor

van ZETTEN, Albert

Deputy Mayor

SOWARD, Rob

12 Councillors (Aldermen)

van ZETTEN, Albert

McKENZIE, Hugh

GIBSON, Danny

FINLAY, Janie

SOWARD, Rob

SANDS, Ted

COX, Jim

ALEXANDER, Darren

WOOD, Simon

WILLIAMS, Emma

McKENDRICK, Robin

STOJANSEK, Karina*

Following the 2018 elections

Mayor

VAN ZETTEN, Albert

Deputy Mayor

GIBSON, Danny

12 Councillors (Aldermen)

VAN ZETTEN, Albert

FINLAY, Janie

GIBSON, Danny

DAWKINS, Andrea

DAKING, Nick

McKENZIE, Hugh

STOJANSEK, Karina

SOWARD, Rob

SPENCER, Paul

COX, Jim

HARRIS, Alan

WALKER, Tim

* elected by recount

Recounts between the 2014 and 2018 elections

A recount was conducted on 6 July 2015, to fill a vacancy for councillor (alderman) on the Launceston City Council following the resignation of Andrea Dawkins on 23 June 2015. Nine unelected candidates from the 2014 Launceston City Council election contested the recount. An abstract of the count is at the back of this report.

The candidates

Launceston City Council

enrolment 47 309

Councillor (Alderman)

32 candidates (12 to be elected)

BLAKE, Ann	Invermay
BOWEN, Mathew	Trevallyn
BRADY, Thane	Invermay
COOPER, Leon	St Leonards
COX, Jim	Prospect
DAKING, Nick	Newstead
DAWKINS, Andrea	Trevallyn
FINLAY, Janie	Launceston
FITCH, Basil	South Launceston
GIBSON, Danny	South Launceston
GROAT, Daniel	Kings Meadows
HARRIS, Alan	Norwood
LIMB, Ryan	Newstead
McKENDRICK, Robin	Norwood
McKENZIE, Hugh	Launceston
MADDEN, Gary	Waverley
POTTER, Bruce	Launceston
PREECE, Krista	Newstead
ROE, Brian	Newstead
SALT, Bob	South Launceston
SANDS, Ted	Kings Meadows
SHERRIN, Joshua	West Launceston
SOWARD, Rob	South Launceston
SPENCER, Paul	Prospect
SPRINGER, Damien	Newstead
STOJANSEK, Karina	Trevallyn
SWEENEY, Tegan	Invermay
TAPSELL, Mark	Prospect
VAN ZETTEN, Albert	Riverside
WALKER, Tim	South Launceston
WILLIAMS, Emma	Trevallyn
WOOD, Simon	Newstead

Mayor

8 candidates

FINLAY, Janie	Launceston
FITCH, Basil	South Launceston

The candidates

HARRIS, Alan	Norwood
SALT, Bob	South Launceston
SHERRIN, Joshua	West Launceston
SWEENEY, Tegan	Invermay
VAN ZETTEN, Albert	Riverside
WALKER, Tim	South Launceston

Deputy Mayor

8 candidates

COOPER, Leon	St Leonards
DAWKINS, Andrea	Trevallyn
GIBSON, Danny	South Launceston
McKENZIE, Hugh	Launceston
SOWARD, Rob	South Launceston
STOJANSEK, Karina	Trevallyn
WILLIAMS, Emma	Trevallyn
WOOD, Simon	Newstead

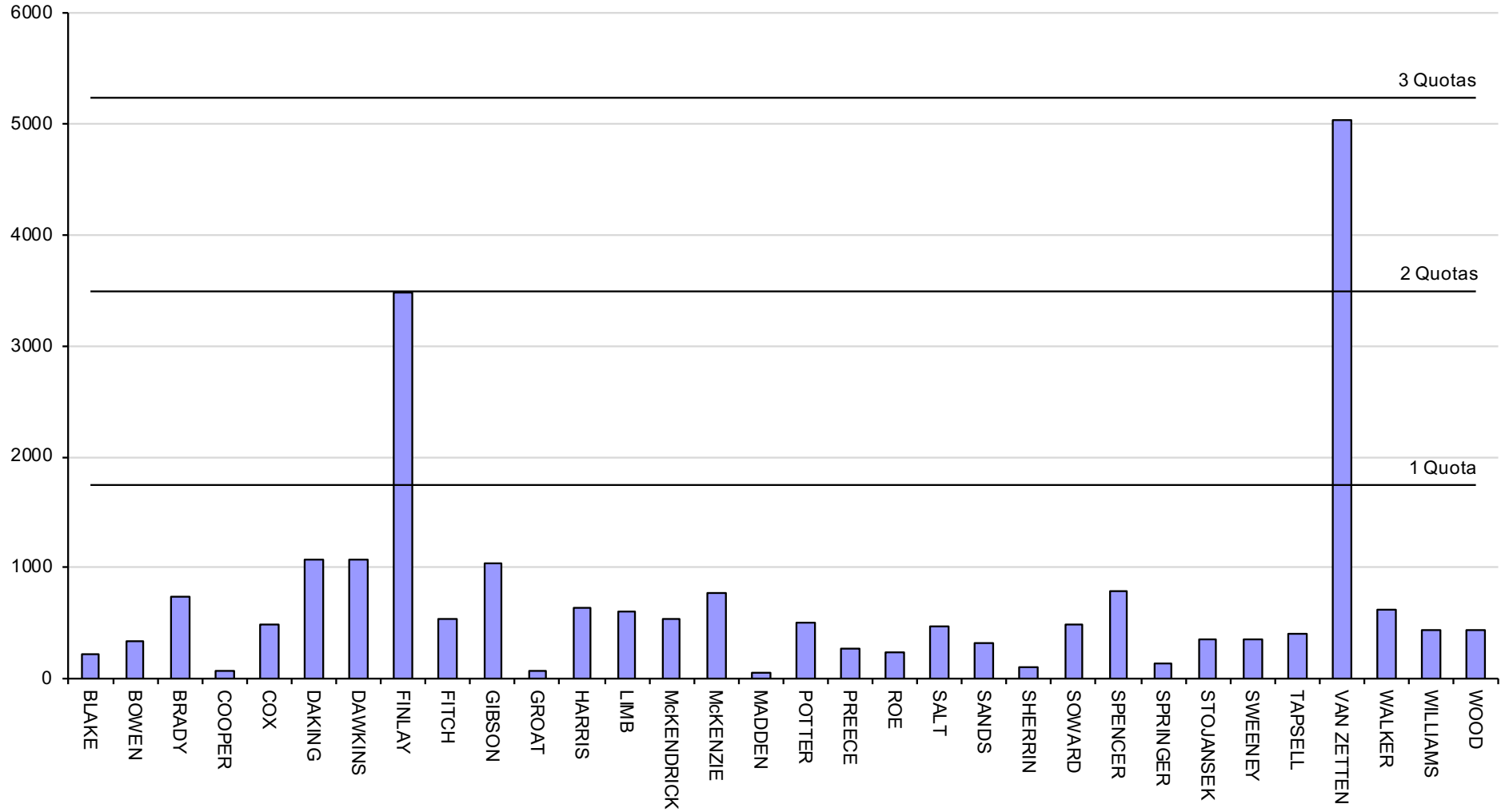
Ballot paper adjustment: 175
 Total ballot papers: 24 646

Formal Votes: 22 681
 Informal ballot papers: 1 965
 Informality rate: 7.97%

Quota = 1 745

SALT	SANDS	SHERRIN	SOWARD	SPENCER	SPRINGER	STOJANSEK	SWEENEY	TAPSELL	VAN ZETTEN	WALKER	WILLIAMS	WOOD	Votes Exhausted	Loss (Gain) by Fraction	Total Votes	Remarks
463.00	312.00	105.00	481.00	786.00	143.00	361.00	350.00	403.00	5034.00	622.00	429.00	440.00	0.00		22681.00	VAN ZETTEN elected 1, FINLAY elected 2
96.04	84.93	20.25	352.81	54.88	8.49	131.32	32.66	58.14	- 3289.00	65.33	67.94	216.26	0.15			VAN ZETTEN's surplus distributed
559.04	396.93	125.25	833.81	840.88	151.49	492.32	382.66	461.14	1745.00	687.33	496.94	656.26	0.15		22681.00	
34.47	27.97	13.98	91.92	23.97	8.49	134.38	58.94	21.98		32.47	89.42	60.94	0.15			FINLAY's surplus distributed
593.51	424.90	139.23	925.73	864.85	159.98	626.70	441.60	483.12	1745.00	719.80	586.36	717.20	0.30		22681.00	GIBSON elected 3
0.01	0.03	0.00	0.05	0.02	0.00	0.08	0.02	0.02		0.01	0.05	0.04	0.19			GIBSON's surplus distributed
593.52	424.93	139.23	925.78	864.87	159.98	626.78	441.62	483.14	1745.00	719.81	586.41	717.24	0.49		22681.00	
0.49	1.00	5.65	4.00	1.14	1.49	0.49	0.65	1.49		1.00	1.00	0.00	0.09			MADDEN excluded
594.01	425.93	144.88	929.78	866.01	161.47	627.27	442.27	484.63	1745.00	720.81	587.41	717.24	0.58		22681.00	
4.65	1.00	3.00	3.30	3.30	0.00	2.49	3.00	4.00		2.49	1.65	2.49	0.14			GROAT excluded
598.66	426.93	147.88	933.08	869.31	161.47	629.76	445.27	488.63	1745.00	723.30	589.06	719.73	0.72		22681.00	
2.96	1.65	3.00	2.14	0.00	1.00	5.64	5.29	2.00		1.65	10.45	3.79	0.16			COOPER excluded
601.62	428.58	150.88	935.22	869.31	162.47	635.40	450.56	490.63	1745.00	724.95	599.51	723.52	0.88		22681.00	
5.79	2.00	- 150.88	9.79	2.00	2.49	3.64	22.56	8.14		12.45	10.29	5.65	0.18			SHERRIN excluded
607.41	430.58	0.00	945.01	871.31	164.96	639.04	473.12	498.77	1745.00	737.40	609.80	729.17	1.06		22681.00	
4.49	4.00		12.45	4.00	- 164.96	7.49	7.00	9.14		3.65	6.14	7.00	0.13			SPRINGER excluded
611.90	434.58		957.46	875.31	0.00	646.53	480.12	507.91	1745.00	741.05	615.94	736.17	1.19		22681.00	
4.14	4.65		2.49	8.14		19.29	17.99	7.96		6.79	11.65	11.75	0.20			BLAKE excluded
616.04	439.23		959.95	883.45		665.82	498.11	515.87	1745.00	747.84	627.59	747.92	1.39		22681.00	
15.45	17.30		14.56	6.14		14.10	7.49	6.85		15.95	5.79	13.41	0.22			ROE excluded
631.49	456.53		974.51	889.59		679.92	505.60	522.52	1745.00	763.79	633.38	761.33	1.61		22681.00	
15.10	6.99		16.41	31.75		38.21	16.10	1.00		8.14	50.94	10.79	0.20			PREECE excluded
646.59	463.52		990.92	921.34		718.13	521.70	523.52	1745.00	771.93	684.32	772.12	1.81		22681.00	
26.25	- 463.52		58.51	18.61		13.41	10.49	24.37		15.79	12.96	23.41	0.19			SANDS excluded
672.84	0.00		1049.43	939.95		731.54	532.19	547.89	1745.00	787.72	697.28	795.53	2.00		22681.00	
10.64			19.60	12.26		17.10	15.14	15.10		15.26	6.30	20.75	0.14			BOWEN excluded
683.48			1069.03	952.21		748.64	547.33	562.99	1745.00	802.98	703.58	816.28	2.14		22681.00	
33.57			13.65	14.30		59.26	- 475.44	21.65		32.96	64.57	14.65	0.04			SWEENEY part excluded
717.05			1082.68	966.51		807.90	71.89	584.64	1745.00	835.94	768.15	830.93	2.18		22681.00	DAWKINS elected 4
2.99			1.49	2.99		20.48	- 71.89	0.99		4.99	16.98	2.49	0.08			SWEENEY excluded
720.04			1084.17	969.50		828.38	0.00	585.63	1745.00	840.93	785.13	833.42	2.26		22681.00	
0.40			0.00	0.40		0.81		0.00		0.00	0.00	0.81	0.01			DAWKINS' surplus distributed
720.44			1084.17	969.90		829.19		585.63	1745.00	840.93	785.13	834.23	2.27		22681.00	
52.25			29.53	52.87		37.91		- 585.63		14.00	24.41	35.25	0.10			TAPSELL excluded
772.69			1113.70	1022.77		867.10		0.00	1745.00	854.93	809.54	869.48	2.37		22681.00	
- 772.69			78.71	78.60		52.52				39.87	50.46	57.02	0.04			SALT excluded
0.00			1192.41	1101.37		919.62			1745.00	894.80	860.00	926.50	2.41		22681.00	
			64.09	90.45		37.75				66.63	39.91	38.71	0.03			FITCH excluded
			1256.50	1191.82		957.37			1745.00	961.43	899.91	965.21	2.44		22681.00	
			52.00	52.00		78.00				84.00	89.00	27.00	1.00	0.00		LIMB part excluded
			1308.50	1243.82		1035.37			1745.00	1045.43	988.91	992.21	1.00	2.44	22681.00	DAKING elected 5
			10.37	5.10		18.48				2.95	16.71	4.60	0.00	0.00		LIMB excluded
			1318.87	1248.92		1053.85			1745.00	1048.38	1005.62	996.81	1.00	2.44	22681.00	
			6.84	5.37		8.80				7.33	7.82	3.42	0.00	0.06		DAKING's surplus distributed
			1325.71	1254.29		1062.65			1745.00	1055.71	1013.44	1000.23	1.00	2.50	22681.00	
			109.58	57.10		70.25				65.94	66.06	- 919.14	0.65	0.01		WOOD part excluded
			1435.29	1311.39		1132.90			1745.00	1121.65	1079.50	81.09	1.65	2.51	22681.00	McKENZIE elected 6
			11.95	8.99		12.96				6.37	8.47	- 81.09	1.49	0.03		WOOD excluded
			1447.24	1320.38		1145.86			1745.00	1128.02	1087.97	0.00	3.14	2.54	22681.00	
			0.12	0.03		0.07				0.01	0.02		0.00	0.05		McKENZIE's surplus distributed
			1447.36	1320.41		1145.93			1745.00	1128.03	1087.99		3.14	2.59	22681.00	
			111.67	156.05		119.35				126.64	86.83		3.45	0.01		POTTER excluded
			1559.03	1476.46		1265.28			1745.00	1254.67	1174.82		6.59	2.60	22681.00	
			74.26	62.79		470.72				264.00	- 1174.82		8.64	(0.06)		WILLIAMS excluded
			1633.29	1539.25		1736.00			1745.00	1518.67	0.00		15.23	2.54	22681.00	
			166.00	179.00		152.00				120.00			17.00	0.00		BRADY part excluded
			1799.29	1718.25		1888.00			1745.00	1638.67			32.23	2.54	22681.00	STOJANSEK elected 7, SOWARD elected 8
				37.46						25.70			11.06	(0.16)		BRADY part excluded
			1799.29	1755.71		1888.00			1745.00	1664.37			43.29	2.38	22681.00	SPENCER elected 9, COX elected 10
			1799.29	1755.71		1888.00			1745.00	1666.34			1.49	0.00		BRADY excluded
						- 143.00				45.15			33.86	0.02		STOJANSEK's surplus distributed
			1799.29	1755.71		1745.00			1745.00	1711.49			78.64	2.40	22681.00	
			- 54.29							12.10			9.81	0.01		SOWARD's surplus distributed
			1745.00	1755.71		1745.00			1745.00	1723.59			88.45	2.41	22681.00	
				- 10.71						3.12			2.67	0.02		SPENCER's surplus distributed
			1745.00	1745.00		1745.00			1745.00	1728.71			91.12	2.43	22681.00	
										2.08			0.89	0.02		COX's surplus distributed
			1745.00	1745.00		1745.00			1745.00	1728.79			92.01	2.45	22681.00	HARRIS elected 11, WALKER elected 12

2018 Launceston City Councillor election - first preferences



Launceston City Council

Polling closed at 10am 30 October 2018
 Returning Officer: Meegan Spurr

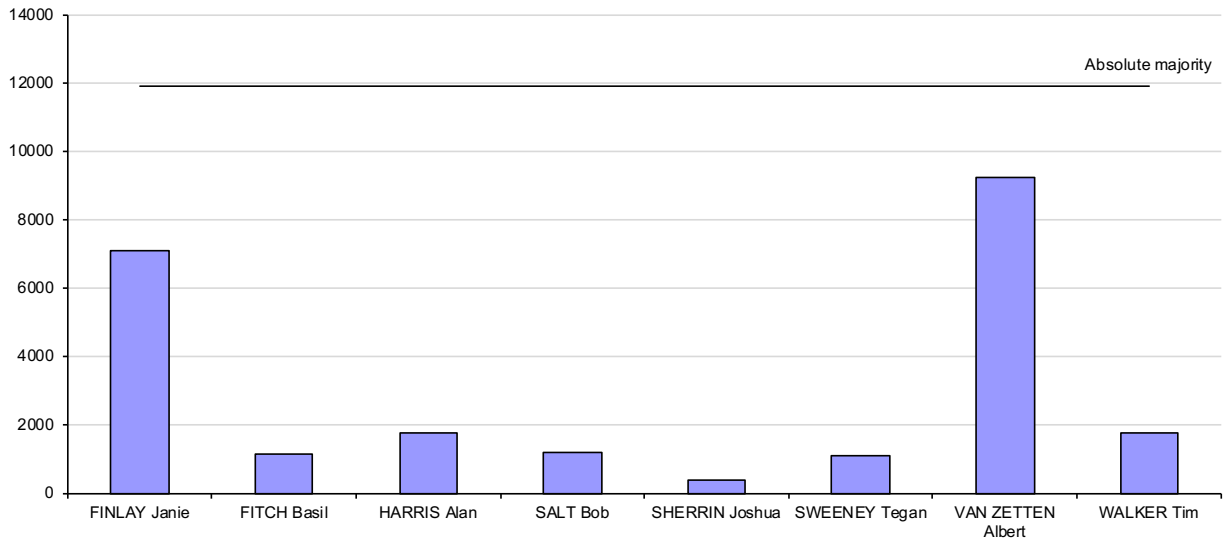
Mayor

Declarations admitted: 24 821
 Ballot paper adjustment: 180
 Total ballot papers: 24 641

Formal Votes: 23 846
 Informal ballot papers: 795
 Informality rate: 3.23%

	FINLAY Janie	FITCH Basil	HARRIS Alan	SALT Bob	SHERRIN Joshua	SWEENEY Tegan	VAN ZETTEN Albert	WALKER Tim	Exhausted	Total Votes	Absolute Majority	Remarks
Count 1	Progress Total	7102	1147	1794	1227	404	1117	9275	1780	23846	11924	First preferences
Count 2	Votes transferred	44	18	40	45	-404	116	28	61	52		SHERRIN excluded
	Progress Total	7146	1165	1834	1272	0	1233	9303	1841	23846	11898	
Count 3	Votes transferred	195	-1165	195	203		140	115	123	194		FITCH excluded
	Progress Total	7341	0	2029	1475		1373	9418	1964	23846	11801	
Count 4	Votes transferred	423		163	175		-1373	139	265	208		SWEENEY excluded
	Progress Total	7764		2192	1650		0	9557	2229	23846	11697	
Count 5	Votes transferred	365		393	-1650			287	307	298		SALT excluded
	Progress Total	8129		2585	0			9844	2536	752	23846	11548
Count 6	Votes transferred	844		905				410	-2536	377		WALKER excluded
	Progress Total	8973		3490				10254	0	1129	23846	11359
Count 7	Votes transferred	1709		-3490				1234		547		HARRIS excluded
	Progress Total	10682		0				11488	1676	23846	11086	VAN ZETTEN elected

2018 Launceston City Mayor election - first preferences



Launceston City Council

Polling closed at 10am 30 October 2018

Returning Officer: Meegan Spurr

Deputy Mayor

Declarations admitted: 24 821

Ballot paper adjustment: 181

Total ballot papers: 24 640

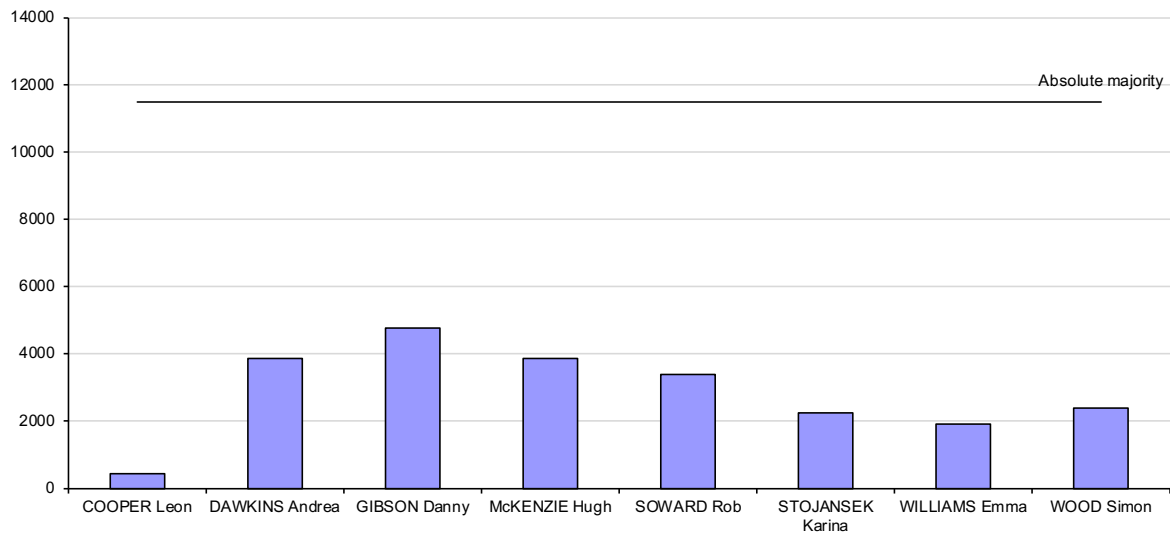
Formal Votes: 23 003

Informal ballot papers: 1 637

Informality rate: 6.64%

		COOPER Leon	DAWKINS Andrea	GIBSON Danny	McKENZIE Hugh	SOWARD Rob	STOJANSEK Karina	WILLIAMS Emma	WOOD Simon	Exhausted	Total Votes	Absolute Majority	Remarks
Count 1	Progress Total	459	3885	4782	3880	3417	2241	1920	2419		23003	11502	First preferences
Count 2	Votes transferred	-459	68	52	39	53	45	64	56	82			COOPER excluded
	Progress Total	0	3953	4834	3919	3470	2286	1984	2475	82	23003	11461	
Count 3	Votes transferred		559	203	116	99	513	-1984	186	308			WILLIAMS excluded
	Progress Total		4512	5037	4035	3569	2799	0	2661	390	23003	11307	
Count 4	Votes transferred		302	483	598	411	324		-2661	543			WOOD excluded
	Progress Total		4814	5520	4633	3980	3123		0	933	23003	11036	
Count 5	Votes transferred		1093	588	533	423	-3123			486			STOJANSEK excluded
	Progress Total		5907	6108	5166	4403	0			1419	23003	10793	
Count 6	Votes transferred		964	1261	1286	-4403				892			SOWARD excluded
	Progress Total		6871	7369	6452	0				2311	23003	10347	
Count 7	Votes transferred		1597	3525	-6452					1330			McKENZIE excluded
	Progress Total		8468	10894	0					3641	23003	9682	GIBSON elected

2018 Launceston City Deputy Mayor election - first preferences



Launceston City Council Councillor Recount

Recount due to resignation of Andrea Dawkins

6 July 2015

		AUSTIN Mandie	BARRETT Kyle	BRADY Thane	ELLIOTT Peter	HARRIS Alan	JONES Nick	PECK Tony	PREECE Krista	STOJANSEK Karina	Exhausted	Lost by fraction	Total Votes	Absolute majority	Remarks
Counts 1-10	Total	252.08	190.25	143.50	138.42	109.43	177.67	51.36	248.24	406.04	0.00	0.01	1 717.00	858.51	Distribution of DAWKINS
Count 11-16	Votes transferred	7.68	6.56	7.17	2.89	4.25	5.08	- 51.36	4.31	11.34	2.00	0.08			PECK excluded
	Progress total	259.76	196.81	150.67	141.31	113.68	182.75	0.00	252.55	417.38	2.00	0.09	1 717.00	857.51	
Count 17-26	Votes transferred	16.96	7.04	15.89	13.31	- 113.68	30.39		15.33	12.59	2.01	0.16			HARRIS excluded
	Progress total	276.72	203.85	166.56	154.62	0.00	213.14		267.88	429.97	4.01	0.25	1 717.00	856.50	
Count 27-36	Votes transferred	17.43	30.97	12.36	- 154.62		49.99		25.30	14.14	4.28	0.15			ELLIOTT excluded
	Progress total	294.15	234.82	178.92	0.00		263.13		293.18	444.11	8.29	0.40	1 717.00	854.36	
Count 37-46	Votes transferred	24.00	38.30	- 178.92			28.32		41.33	41.23	5.68	0.06			BRADY excluded
	Progress total	318.15	273.12	0.00			291.45		334.51	485.34	13.97	0.46	1 717.00	851.52	
Count 47-56	Votes transferred	82.07	- 273.12				63.79		68.98	44.71	13.54	0.03			BARRETT excluded
	Progress total	400.22	0.00				355.24		403.49	530.05	27.51	0.49	1 717.00	844.75	
Count 57-66	Votes transferred	85.36					- 355.24		124.58	104.10	41.23	- 0.03			JONES excluded
	Progress total	485.58					0.00		528.07	634.15	68.74	0.46	1 717.00	824.14	
Count 67-76	Votes transferred	- 485.58							265.85	171.68	48.16	- 0.11			AUSTIN excluded
	Progress total	0.00							793.92	805.83	116.90	0.35	1 717.00	800.06	STOJANSEK elected