



# Meander Valley Council

## 2018 election report

### Contents

- Local Government Elections in Tasmania
- Report on the 2018 Meander Valley Council Elections
- List of Councillors following the 2018 elections
- Councillor results
- Mayor and Deputy Mayor results
- Recount results



## Local Government Elections in Tasmania

The 2018 Meander Valley Council election was conducted by the Tasmanian Electoral Commission in accordance with the *Local Government Act 1993*.

Candidate information booklets and complete election results for the state are published on the TEC website [www.tec.tas.gov.au](http://www.tec.tas.gov.au).

### 2018 Election timetable

|                                      |                              |
|--------------------------------------|------------------------------|
| Notice of election published         | Saturday 8 September         |
| Nominations opened                   | 9am Monday 10 September      |
| Electoral rolls closed               | 6pm Thursday 13 September    |
| Nominations closed                   | 12 noon Monday 24 September  |
| Nominations announced                | 12 noon Tuesday 25 September |
| Ballot material received by electors | 8–12 October                 |
| Polling period                       | 8–30 October                 |
| Close of poll                        | 10am Tuesday 30 October      |

### Councillor casual vacancies

Councillor casual vacancies are filled by recount. Only unelected candidates from the relevant election may contest a recount. If there are no unelected candidates able to contest the recount, or the casual vacancy is also for the mayoral position, a by-election is held. A candidate elected at a recount or by-election serves until the next council election.

No casual vacancies are filled within 6 months of the next ordinary election, unless the vacancy results in the council unable to have a quorum.

### Elector polls

A council may hold an elector poll on any issue it determines. A council may also be required to hold an elector poll following petitions from electors in accordance with Part 6 of the Act. A council is not bound by the result of an elector poll.

### Electoral system

Elections for councillor positions are conducted using a system modelled on the Hare-Clark method of proportional representation used in Tasmanian House of Assembly elections.

Mayoral and deputy mayoral elections use a preferential system similar to that used for Tasmanian Legislative Council and federal House of Representatives elections.

Voting in Tasmanian local government elections is not compulsory.

Andrew Hawkey ELECTORAL COMMISSIONER July 2019

## Report on the 2018 Meander Valley Council Elections

Elections were held for the positions of Mayor, Deputy Mayor and 9 Councillors, all for 4 year terms.

14 939 Meander Valley electors were enrolled for the 2018 elections, comprising 14 866 (99.51%) from the State House of Assembly roll and 73 (0.49%) from the General Manager's roll.

55.81% of Meander Valley electors returned their ballot papers in comparison with 58.72% statewide.

### Meander Valley Councillors

Councillors are listed in order of their election.

#### Prior to the 2018 elections

##### **Mayor**

PERKINS, Craig

##### **Deputy Mayor**

KELLY, Michael

##### **9 Councillors**

PERKINS, Craig

KELLY, Michael

WHITE, Deborah

CONNOR, Andrew

MACKENZIE, Ian (Macca)

SYNFIELD, Rodney

RICHARDSON, Bob

KING, Tanya

TEMPLE, John\*

#### Following the 2018 elections

##### **Mayor**

JOHNSTON, Wayne

##### **Deputy Mayor**

KELLY, Michael

##### **9 Councillors**

JOHNSTON, Wayne

BOWER, Susie

KELLY, Michael

CAMERON, Stephanie

SHERRIFF, Andrew

KING, Tanya

CONNOR, Andrew

NOTT, Frank

TEMPLE, John

\* elected by recount

### Recounts between the 2014 and 2018 elections

A recount was conducted on 26 April 2016, to fill a vacancy for councillor on the Meander Valley Council following the resignation of Rodney Youd on 14 April 2016. Three unelected candidates from the 2014 Meander Valley Council election contested the recount. An abstract of the count is at the back of this report.

## The candidates

### Meander Valley Council

enrolment 14 939

| <b>Councillor</b>  | 13 candidates (9 to be elected) |                    |
|--------------------|---------------------------------|--------------------|
| BOWER, Susie       |                                 | Westbury           |
| CAMERON, Stephanie |                                 | Deloraine          |
| CONNOR, Andrew     |                                 | Blackstone Heights |
| CRONSHAW, Chris    |                                 | Quamby Brook       |
| FRYDRYCH, Michal   |                                 | Mole Creek         |
| JOHNSTON, Wayne    |                                 | Meander            |
| KELLY, Michael     |                                 | Deloraine          |
| KING, Tanya        |                                 | Westbury           |
| NOTT, Frank        |                                 | Prospect Vale      |
| SHERRIFF, Andrew   |                                 | Deloraine          |
| SYNFIELD, Rodney   |                                 | Western Creek      |
| TEMPLE, John       |                                 | Westbury           |
| WHITE, Deborah     |                                 | Exton              |

| <b>Mayor</b>     | 5 candidates |                    |
|------------------|--------------|--------------------|
| BOWER, Susie     |              | Westbury           |
| CONNOR, Andrew   |              | Blackstone Heights |
| JOHNSTON, Wayne  |              | Meander            |
| SYNFIELD, Rodney |              | Western Creek      |
| TEMPLE, John     |              | Westbury           |

| <b>Deputy Mayor</b> | 3 candidates |            |
|---------------------|--------------|------------|
| FRYDRYCH, Michal    |              | Mole Creek |
| KELLY, Michael      |              | Deloraine  |
| KING, Tanya         |              | Westbury   |

# Meander Valley Council - 2018 Councillor election

Polling closed at 10am 30 October 2018

Electors enrolled: 14 939

Declarations rejected: 117

Number to be elected: 9

Declarations returned: 8 338

Declarations admitted: 8 221

Returning Officer: Meegan Spurr

Response rate: 55.81%

Rejection rate: 1.40%

| Count    | BOWER    | CAMERON | CONNOR | CRONSHAW | FRYDRYCH | JOHNSTON  | KELLY    | KING    | NOTT   | SHERIFF |
|----------|----------|---------|--------|----------|----------|-----------|----------|---------|--------|---------|
| 1        | 973.00   | 763.00  | 537.00 | 106.00   | 152.00   | 1836.00   | 630.00   | 505.00  | 588.00 | 655.00  |
| 2        |          | 92.11   | 54.58  | 9.66     | 35.82    | - 1044.00 | 427.60   | 108.03  | 56.86  | 145.56  |
| 3        | 973.00   | 855.11  | 591.58 | 115.66   | 187.82   | 792.00    | 1057.60  | 613.03  | 644.86 | 800.56  |
|          | - 181.00 |         | 25.67  | 11.90    | 14.69    |           |          | 56.17   | 11.16  |         |
| 4        | 792.00   | 855.11  | 617.25 | 127.56   | 202.51   | 792.00    | 1057.60  | 669.20  | 656.02 | 800.56  |
|          |          |         | 42.02  | 8.47     | 22.60    |           | - 265.60 | 63.57   | 47.68  |         |
| 5        | 792.00   | 855.11  | 659.27 | 136.03   | 225.11   | 792.00    | 792.00   | 732.77  | 703.70 | 800.56  |
|          |          | - 63.11 | 5.06   | 3.11     | 2.72     |           |          | 21.03   | 8.96   |         |
| 6        | 792.00   | 792.00  | 664.33 | 139.14   | 227.83   | 792.00    | 792.00   | 753.80  | 712.66 | 800.56  |
|          |          |         | 1.10   | 0.33     | 0.76     |           |          | 2.27    | 1.20   | - 8.56  |
| 7 to 12  | 792.00   | 792.00  | 665.43 | 139.47   | 228.59   | 792.00    | 792.00   | 756.07  | 713.86 | 792.00  |
|          |          |         | 28.14  | - 139.47 | 8.77     |           |          | 24.96   | 20.48  |         |
| 13       | 792.00   | 792.00  | 693.57 | 0.00     | 237.36   | 792.00    | 792.00   | 781.03  | 734.34 | 792.00  |
|          |          |         | 29.00  |          | - 158.00 |           |          | 35.00   | 13.00  |         |
| 14 to 18 | 792.00   | 792.00  | 722.57 |          | 79.36    | 792.00    | 792.00   | 816.03  | 747.34 | 792.00  |
|          |          |         | 18.86  |          | - 79.36  |           |          |         | 14.97  |         |
| 19       | 792.00   | 792.00  | 741.43 |          | 0.00     | 792.00    | 792.00   | 816.03  | 762.31 | 792.00  |
|          |          |         | 3.43   |          |          |           |          | - 24.03 | 2.74   |         |
| 20       | 792.00   | 792.00  | 744.86 |          |          | 792.00    | 792.00   | 792.00  | 765.05 | 792.00  |
|          |          |         | 88.00  |          |          |           |          |         | 40.00  |         |
| 21 to 24 | 792.00   | 792.00  | 832.86 |          |          | 792.00    | 792.00   | 792.00  | 805.05 | 792.00  |
|          | 792.00   | 792.00  | 832.86 |          |          | 792.00    | 792.00   | 792.00  | 805.05 | 792.00  |

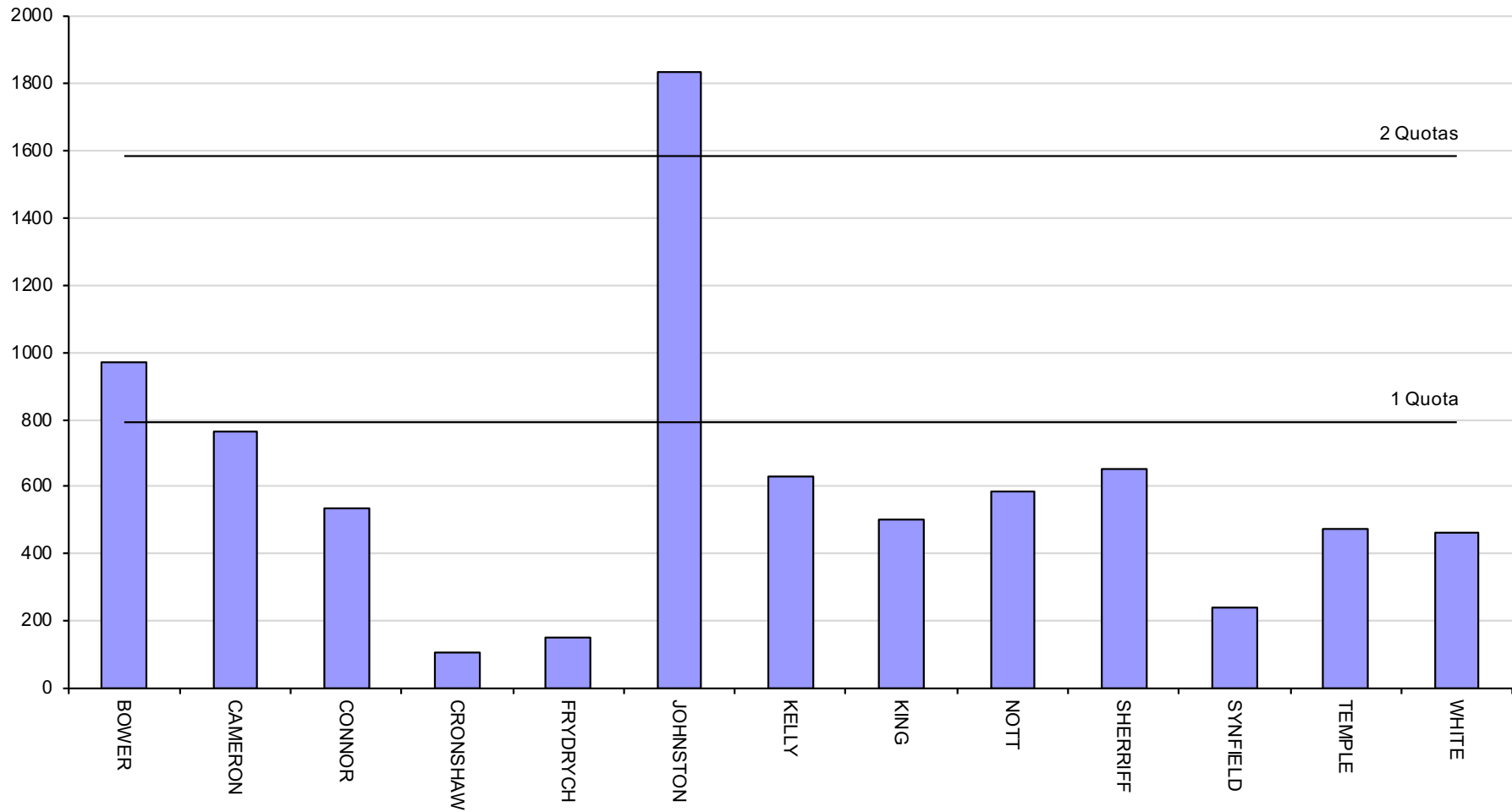
Ballot paper adjustment: 42  
 Total ballot papers: 8 179

Formal Votes: 7 919  
 Informal ballot papers: 260  
 Informality rate: 3.18%

Quota = 792

| SYNFIELD | TEMPLE | WHITE  | Votes Exhausted | Loss (Gain) by Fraction | Total Votes | Remarks                                                       |
|----------|--------|--------|-----------------|-------------------------|-------------|---------------------------------------------------------------|
| 238.00   | 473.00 | 463.00 |                 | 0.00                    | 7919.00     | <b>JOHNSTON elected 1, BOWER elected 2</b>                    |
| 50.03    | 39.80  | 23.88  |                 | 0.07                    |             | JOHNSTON's surplus distributed                                |
| 288.03   | 512.80 | 486.88 |                 | 0.07                    | 7919.00     | <b>KELLY elected 3, CAMERON elected 4, SHERRIFF elected 5</b> |
| 13.02    | 16.74  | 31.62  |                 | 0.03                    |             | BOWER's surplus distributed                                   |
| 301.05   | 529.54 | 518.50 |                 | 0.10                    | 7919.00     |                                                               |
| 36.73    | 20.83  | 23.66  |                 | 0.04                    |             | KELLY's surplus distributed                                   |
| 337.78   | 550.37 | 542.16 |                 | 0.14                    | 7919.00     |                                                               |
| 7.40     | 6.62   | 8.18   |                 | 0.03                    |             | CAMERON's surplus distributed                                 |
| 345.18   | 556.99 | 550.34 |                 | 0.17                    | 7919.00     |                                                               |
| 1.00     | 1.06   | 0.80   |                 | 0.04                    |             | SHERRIFF's surplus distributed                                |
| 346.18   | 558.05 | 551.14 |                 | 0.21                    | 7919.00     |                                                               |
| 13.56    | 18.04  | 25.36  |                 | 0.16                    |             | CRONSHAW excluded                                             |
| 359.74   | 576.09 | 576.50 |                 | 0.37                    | 7919.00     |                                                               |
| 35.00    | 32.00  | 14.00  |                 | 0.00                    |             | FRYDRYCH part excluded                                        |
| 394.74   | 608.09 | 590.50 |                 | 0.37                    | 7919.00     | <b>KING elected 6</b>                                         |
| 22.77    | 17.26  | 5.46   |                 | 0.04                    |             | FRYDRYCH excluded                                             |
| 417.51   | 625.35 | 595.96 |                 | 0.41                    | 7919.00     |                                                               |
| 7.55     | 2.74   | 7.55   |                 | 0.02                    |             | KING's surplus distributed                                    |
| 425.06   | 628.09 | 603.51 |                 | 0.43                    | 7919.00     |                                                               |
| - 283.00 | 108.00 | 47.00  |                 | 0.00                    |             | SYNFIELD part excluded                                        |
| 142.06   | 736.09 | 650.51 |                 | 0.43                    | 7919.00     | <b>CONNOR elected 7, NOTT elected 8</b>                       |
| - 123.91 | 71.34  | 46.83  | 5.72            | 0.02                    |             | SYNFIELD part excluded                                        |
| 18.15    | 807.43 | 697.34 | 5.72            | 0.45                    | 7919.00     | <b>TEMPLE elected 9</b>                                       |

### 2018 Meander Valley Councillor election - first preferences





## Meander Valley Council

Polling closed at 10am 30 October 2018

Returning Officer: Meegan Spurr

### Mayor

Declarations admitted: 8 221

Ballot paper adjustment: 31

Total ballot papers: 8 190

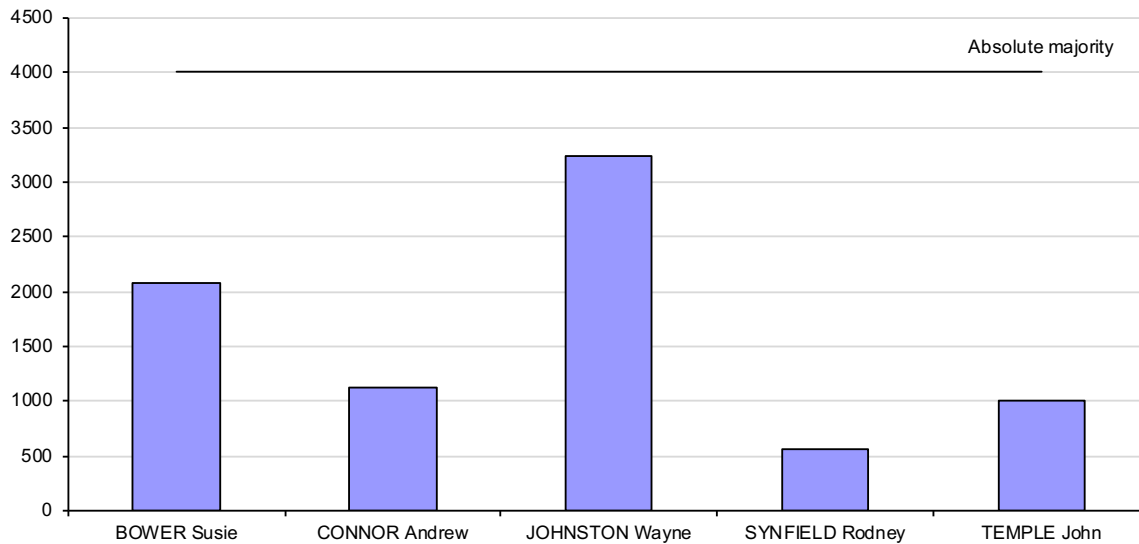
Formal Votes: 8 019

Informal ballot papers: 171

Informality rate: 2.09%

|         |                   | <b>BOWER Susie</b> | <b>CONNOR Andrew</b> | <b>JOHNSTON Wayne</b> | <b>SYNFIELD Rodney</b> | <b>TEMPLE John</b> | Exhausted | Total Votes | Absolute Majority | Remarks                 |
|---------|-------------------|--------------------|----------------------|-----------------------|------------------------|--------------------|-----------|-------------|-------------------|-------------------------|
| Count 1 | Progress Total    | 2075               | 1127                 | 3240                  | 567                    | 1010               |           | 8019        | 4010              | First preferences       |
| Count 2 | Votes transferred | 121                | 118                  | 167                   | -567                   | 119                | 42        |             |                   | SYNFIELD excluded       |
|         | Progress Total    | 2196               | 1245                 | 3407                  | 0                      | 1129               | 42        | 8019        | 3989              |                         |
| Count 3 | Votes transferred | 395                | 288                  | 323                   |                        | -1129              | 123       |             |                   | TEMPLE excluded         |
|         | Progress Total    | 2591               | 1533                 | 3730                  |                        | 0                  | 165       | 8019        | 3928              |                         |
| Count 4 | Votes transferred | 725                | -1533                | 645                   |                        |                    | 163       |             |                   | CONNOR excluded         |
|         | Progress Total    | 3316               | 0                    | 4375                  |                        |                    | 328       | 8019        | 3846              | <b>JOHNSTON elected</b> |

### 2018 Meander Valley Mayor election - first preferences



# Meander Valley Council

Polling closed at 10am 30 October 2018

Returning Officer: Meegan Spurr

## Deputy Mayor

Declarations admitted: 8 221

Formal Votes: 7 927

Ballot paper adjustment: 31

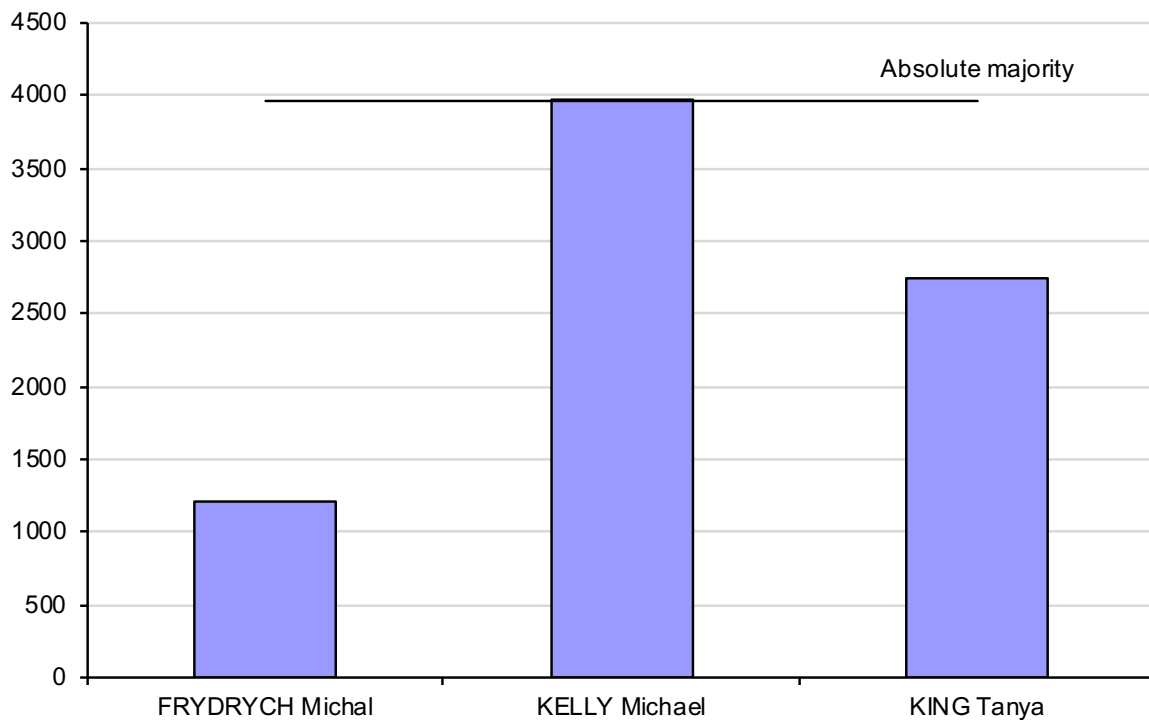
Informal ballot papers: 263

Total ballot papers: 8 190

Informality rate: 3.21%

|         |                   | FRYDRYCH Michal | KELLY Michael | KING Tanya | Total Votes | Absolute Majority | Remarks              |
|---------|-------------------|-----------------|---------------|------------|-------------|-------------------|----------------------|
| Count 1 | First preferences | 1208            | 3970          | 2749       | 7927        | 3964              | <b>KELLY elected</b> |

2018 Meander Valley Deputy Mayor election - first preferences



# Meander Valley Council Councillor Recount

Recount due to resignation of Rodney Youd

26 April 2016

|             |                   | McDERMOTT<br>Tenielle | TEMPLE<br>John | VALLANCE<br>Dawn | Exhausted<br>Votes | Lost by<br>fraction | Total<br>Votes | Absolute<br>majority | Remarks               |
|-------------|-------------------|-----------------------|----------------|------------------|--------------------|---------------------|----------------|----------------------|-----------------------|
| Counts 1-6  | Total             | 222.40                | 292.21         | 217.75           | 5.58               | 0.06                | <b>738.00</b>  | 366.22               | Distribution of Youd  |
| Counts 7-11 | Votes transferred | 114.45                | 97.69          | - 217.75         | 5.58               | 0.03                |                |                      | Vallance excluded     |
|             | Progress total    | 336.85                | <b>389.90</b>  | 0.00             | 11.16              | 0.09                | <b>738.00</b>  | 363.43               | <b>Temple Elected</b> |