



West Coast Council

2018 election report

Contents

- Local Government Elections in Tasmania
- Report on the 2018 West Coast Council Elections
- List of Councillors following the 2018 elections
- Councillor results
- Mayor and Deputy Mayor results
- Recount results

Local Government Elections in Tasmania

The 2018 West Coast Council election was conducted by the Tasmanian Electoral Commission in accordance with the *Local Government Act 1993*.

Candidate information booklets and complete election results for the state are published on the TEC website www.tec.tas.gov.au.

2018 Election timetable

Notice of election published	Saturday 8 September
Nominations opened	9am Monday 10 September
Electoral rolls closed	6pm Thursday 13 September
Nominations closed	12 noon Monday 24 September
Nominations announced	12 noon Tuesday 25 September
Ballot material received by electors	8–12 October
Polling period	8–30 October
Close of poll	10am Tuesday 30 October

Councillor casual vacancies

Councillor casual vacancies are filled by recount. Only unelected candidates from the relevant election may contest a recount. If there are no unelected candidates able to contest the recount, or the casual vacancy is also for the mayoral position, a by-election is held. A candidate elected at a recount or by-election serves until the next council election.

No casual vacancies are filled within 6 months of the next ordinary election, unless the vacancy results in the council unable to have a quorum.

Elector polls

A council may hold an elector poll on any issue it determines. A council may also be required to hold an elector poll following petitions from electors in accordance with Part 6 of the Act. A council is not bound by the result of an elector poll.

Electoral system

Elections for councillor positions are conducted using a system modelled on the Hare-Clark method of proportional representation used in Tasmanian House of Assembly elections.

Mayoral and deputy mayoral elections use a preferential system similar to that used for Tasmanian Legislative Council and federal House of Representatives elections.

Voting in Tasmanian local government elections is not compulsory.

Andrew Hawkey ELECTORAL COMMISSIONER July 2019

Report on the 2018 West Coast Council Elections

Elections were held for the positions of Mayor, Deputy Mayor and 9 Councillors, all for 4 year terms.

3 006 West Coast electors were enrolled for the 2018 elections, comprising 2 985 (99.30%) from the State House of Assembly roll and 21 (0.70%) from the General Manager's roll.

64.74% of West Coast electors returned their ballot papers in comparison with 58.72% statewide.

West Coast Councillors

Councillors are listed in order of their election.

Prior to the 2018 elections

Mayor

VICKERS, Phil

Deputy Mayor

PITT, Shane

9 Councillors

VICKERS, Phil

NEWMAN, Lindsay

GERRITY, Robyn

PITT, Shane

STYLES, Leigh

SHEA, Terry

O'GRADY, Lyn

STRINGER, Scott

RYAN-SYKES, Matthew*

Following the 2018 elections

Mayor

VICKERS, Phil

Deputy Mayor

PITT, Shane

9 Councillors

VICKERS, Phil

NEWMAN, Lindsay William

PITT, Shane

STYLES, Leigh

SHEA, Terrance

STRINGER, Scott

HALL, Ian

GERRITY, Robyn

GRAHAM, Kerry

* elected by recount

Recounts between the 2014 and 2018 elections

A recount was conducted on 6 March 2018, to fill a vacancy for councillor on the West Coast Council following the death of Al Medwin on 13 February 2018. Three unelected candidates from the 2014 West Coast Council election contested the recount. An abstract of the count is at the back of this report.

A recount was conducted on 27 March 2018, to fill a vacancy for councillor on the West Coast Council following the death of Doug Murchie on 6 March 2018. Two unelected candidates from the 2014 West Coast Council election contested the recount. An abstract of the count is at the back of this report.

The candidates

West Coast Council

enrolment 3 006

Councillor	10 candidates (9 to be elected)	
GERRITY, Robyn		Strahan
GRAHAM, Kerry		Strahan
HALL, Ian		Park Grove
NEWMAN, Lindsay William		Granville Harbour
PITT, Shane		Queenstown
RYAN-SYKES, Matthew		Rosebery
SHEA, Terrance		Queenstown
STRINGER, Scott		Queenstown
STYLES, Leigh		Strahan
VICKERS, Phil		Zeehan

Mayor	3 candidates	
HALL, Ian		Park Grove
NEWMAN, Lindsay William		Granville Harbour
VICKERS, Phil		Zeehan

Deputy Mayor	3 candidates	
GRAHAM, Kerry		Strahan
PITT, Shane		Queenstown
STRINGER, Scott		Queenstown

West Coast Council - 2018 Councillor election

Polling closed at 10am 30 October 2018

Electors enrolled: 3 006

Declarations rejected: 36

Number to be elected: 9

Declarations returned: 1 946

Declarations admitted: 1 910

Returning Officer: Graeme Ingram

Response rate: 64.74%

Rejection rate: 1.85%

Count	GERRITY	GRAHAM	HALL	NEWMAN	PITT	RYAN-SYKES	SHEA	STRINGER	STYLES	VICKERS
1	98.00	58.00	105.00	338.00	212.00	89.00	115.00	141.00	188.00	500.00
2	55.44	28.98	48.51			24.57	93.24	64.26		- 315.00
	153.44	86.98	153.51	338.00	212.00	113.57	208.24	205.26	188.00	185.00
3	44.81	38.02	49.34	- 153.00		20.82				
	198.25	125.00	202.85	185.00	212.00	134.39	208.24	205.26	188.00	185.00
4		16.81			- 27.00	10.18				
	198.25	141.81	202.85	185.00	185.00	144.57	208.24	205.26	188.00	185.00
5		1.89				1.10			- 3.00	
	198.25	143.70	202.85	185.00	185.00	145.67	208.24	205.26	185.00	185.00
6		17.27				5.96	- 23.24			
	198.25	160.97	202.85	185.00	185.00	151.63	185.00	205.26	185.00	185.00
7		13.30				6.95		- 20.26		
	198.25	174.27	202.85	185.00	185.00	158.58	185.00	185.00	185.00	185.00
8		11.62	- 17.85			6.22				
	198.25	185.89	185.00	185.00	185.00	164.80	185.00	185.00	185.00	185.00

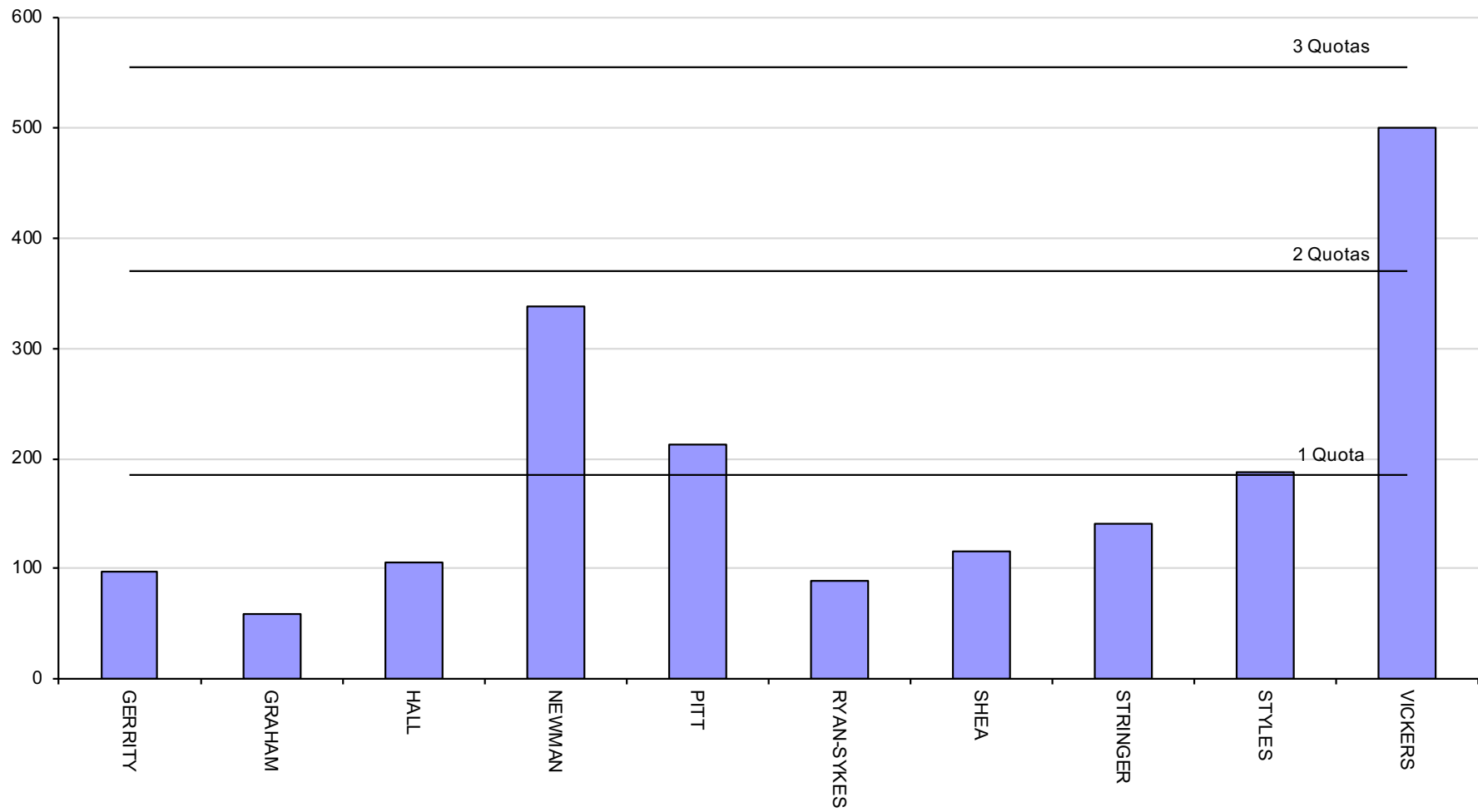
Ballot paper adjustment: 9
 Total ballot papers: 1 901

Formal Votes: 1 844
 Informal ballot papers: 57
 Informality rate: 3.00%

Quota = 185

Votes Exhausted	Loss (Gain) by Fraction	Total Votes	Remarks
	0.00	1844.00	VICKERS elected 1, NEWMAN elected 2, PITT elected 3, STYLES elected 4
	0.00		VICKERS' surplus distributed
	0.00	1844.00	SHEA elected 5, STRINGER elected 6
	0.01		NEWMAN's surplus distributed
	0.01	1844.00	HALL elected 7, GERRITY elected 8
	0.01		PITT's surplus distributed
	0.02	1844.00	
	0.01		STYLES' surplus distributed
	0.03	1844.00	
	0.01		SHEA's surplus distributed
	0.04	1844.00	
	0.01		STRINGER's surplus distributed
	0.05	1844.00	
0.00	0.01		HALL's surplus distributed
0.00	0.06	1844.00	GRAHAM elected 9

2018 West Coast Councillor election - first preferences



West Coast Council

Polling closed at 10am 30 October 2018

Returning Officer: Graeme Ingram

Mayor

Declarations admitted: 1 910

Ballot paper adjustment: 8

Total ballot papers: 1 902

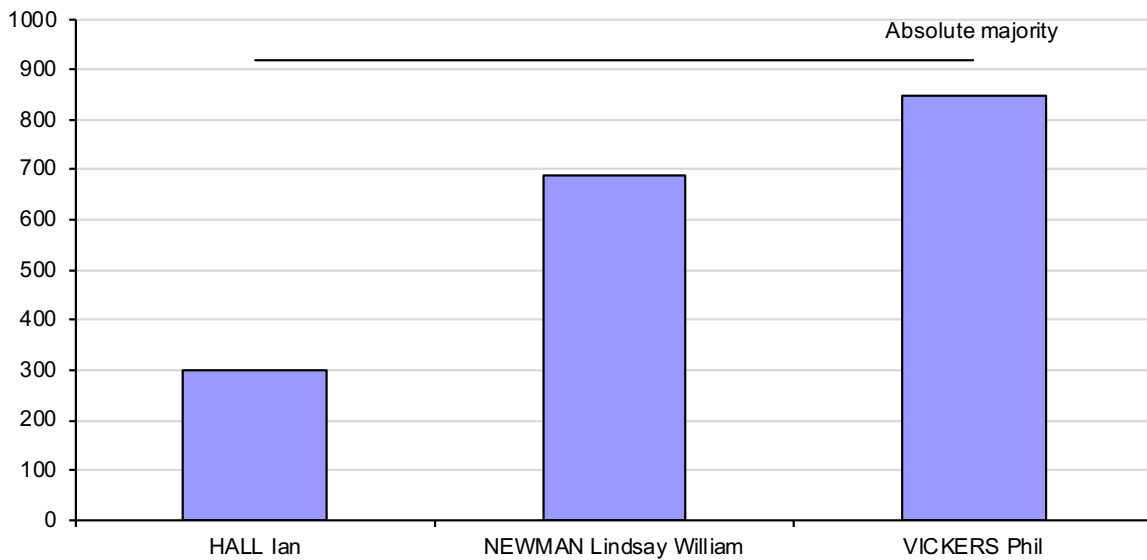
Formal Votes: 1 837

Informal ballot papers: 65

Informality rate: 3.42%

		HALL Ian	NEWMAN Lindsay William	VICKERS Phil	Exhausted	Total Votes	Absolute Majority	Remarks
Count 1	Progress Total	300	691	846	0	1837	919	First preferences
Count 2	Votes transferred	-300	197	81	22			HALL excluded
	Progress Total	0	888	927	22	1837	908	VICKERS elected

2018 West Coast Mayor election - first preferences



West Coast Council

Polling closed at 10am 30 October 2018

Returning Officer: Graeme Ingram

Deputy Mayor

Declarations admitted: 1 910

Ballot paper adjustment: 10

Total ballot papers: 1 900

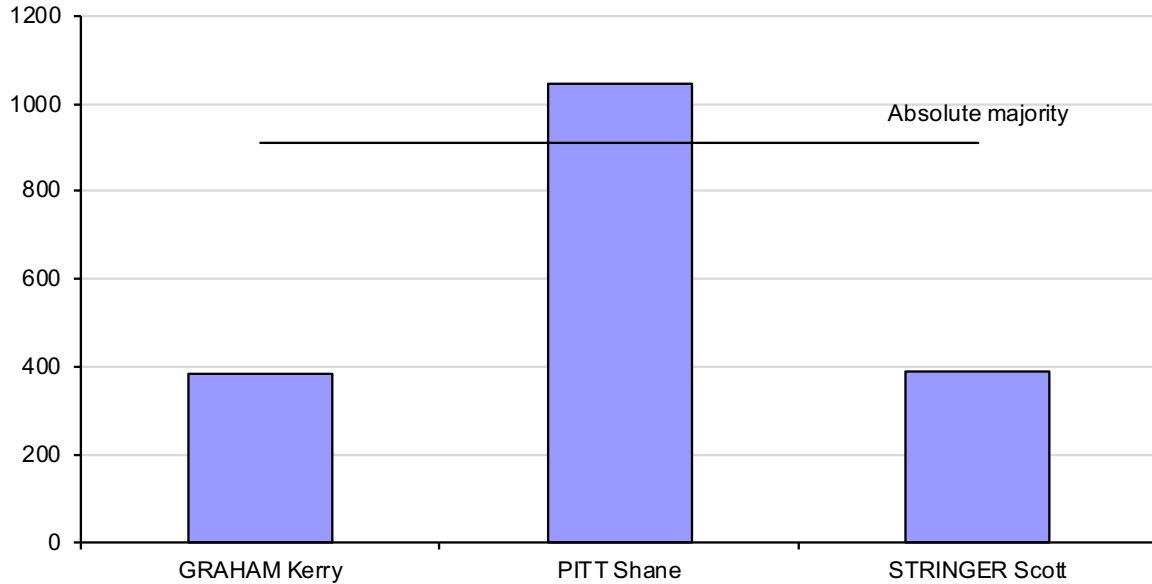
Formal Votes: 1 820

Informal ballot papers: 80

Informality rate: 4.21%

		GRAHAM Kerry	PITT Shane	STRINGER Scott	Exhausted	Total Votes	Absolute Majority	Remarks
Count 1	First preferences	383	1047	390	0	1820	911	PITT elected

2018 West Coast Deputy Mayor election - first preferences



West Coast Council councillor recount

Following the passing of the Councillor Al Medwin on 13 February 2018

6 March 2018

		Candidates			Exhausted Votes	Lost by fraction	Total Votes	Absolute majority	Remarks
		Barbara GRUNER	Doug MURCHIE	Matthew RYAN-SYKES					
Counts 1 - 8	Total votes	49.11	94.43	53.84	0.60	0.02	198.00	98.71	Medwin's votes distributed
Counts 9 - 16	Votes transferred	-49.11	26.85	22.25	0.00	0.01			Gruner Excluded
	Total votes		121.28	76.09	0.60	0.03	198.00	98.71	Murchie Elected

West Coast Council councillor recount

Following the passing of Doug Murchie on 6 March 2018

27 March 2018

		Candidates				Total	Absolute	Remarks
		Barbara GRUNER	Matthew RYAN-SYKES	Exhausted Votes	Lost by fraction	Votes	majority	
Counts 1 - 8	Total votes	92.63	94.19	11.17	0.01	198.00	93.42	RYAN-SYKES Elected