

Circular Head Council

2000 election report

Table of contents

- Local Government Elections in Tasmania
- Report on the 2000 Circular Head Council Election
- List of Councillors following the 2000 elections
- Councillor results
- Mayor & Deputy Mayor results

Local Government Elections in Tasmania

Every second (even) year elections are held in all 29 councils for the positions of mayor and deputy mayor and half the councillor positions. Where required, by-elections are held concurrently for vacancies that have occurred since the last elections.

The Tasmanian Electoral Office (TEO) supervises the conduct of elections in accordance with the *Local Government Act 1993*. Elections by postal ballot have been held in 1994, 1996, 1999 (deferred from 1998) and 2000, with the next elections due in October 2002.

Following recent changes to the Act, mayors and deputy mayors were elected directly by the electors in each municipal area for the first time in 2000.

Candidate information booklets and complete election results for the state are available from the TEO and are posted on the TEO website www.electoral.tas.gov.au.

2000 Election timetable

Notice of election published	Saturday 16 September
Electoral rolls closed	6 pm Thursday 21 September
Nomination period	25 September— 12 noon on 4 October
Nominations closed	12 noon Wednesday 4 October
Nominations announced & draw for ballot paper positions	12 noon Thursday 5 October
Ballot material delivered to electors	17–20 October
Polling period	17–31 October
Close of poll	10 am Tuesday 31 October

Casual vacancies

Casual vacancies are filled by recount where possible, unless the vacancy occurs within 6 months of a forthcoming election. Only unelected candidates from the relevant election may contest a recount. A candidate elected at a recount serves until the next council election. If a recount is not possible, a by-election is held—with the candidate elected to serve for the remainder of the term of office of the original councillor.

Elector polls

A council may hold an elector poll on any issue it determines. It may also be required to hold an elector poll following petitions from electors in accordance with Part 6 of the Act. A council is not bound by the result of an elector poll.

Electoral system

Voting in Tasmanian local government elections is not compulsory.

Elections for councillor positions are conducted using a system modelled on the Hare-Clark method of proportional representation used in Tasmanian House of Assembly elections.

Mayoral and deputy mayoral elections use a preferential system similar to that used for Tasmanian Legislative Council and Federal House of Representatives elections.

Report on the 2000 Circular Head Council Election

Elections were held for the positions of Mayor and Deputy Mayor for 2 year terms, and 4 Councillors for 4 year terms.

5482 Circular Head electors were enrolled for the 2000 elections, comprising 5394 (98.39%) from the State House of Assembly roll and 88 (1.60%) from the General Manager's roll.

67.95% of Circular Head electors returned their ballot papers in comparison with 57.78% statewide.

Candidates at the 2000 elections

Mayor		Councillors	
CHARLES, Bernard	Mawbanna	★ BUCKBY, Michael*	West Montagu
★ HINE, Ross*	Marrawah	★ CHARLES, Bernard John*	Mawbanna
		HANSON, Ruth	Smithton
		★ QUILLIAM, Daryl H*	Smithton
		WALTERS, Sharalyn	Smithton
		★ WELLS, Graham	S tanley
Deputy Mayor			
OLDAKER, John	Togari		
★ QUILLIAM, Daryl H	Smithton		
SMITH, James	Stanley		
WELDON, Michael*	Nabageena		

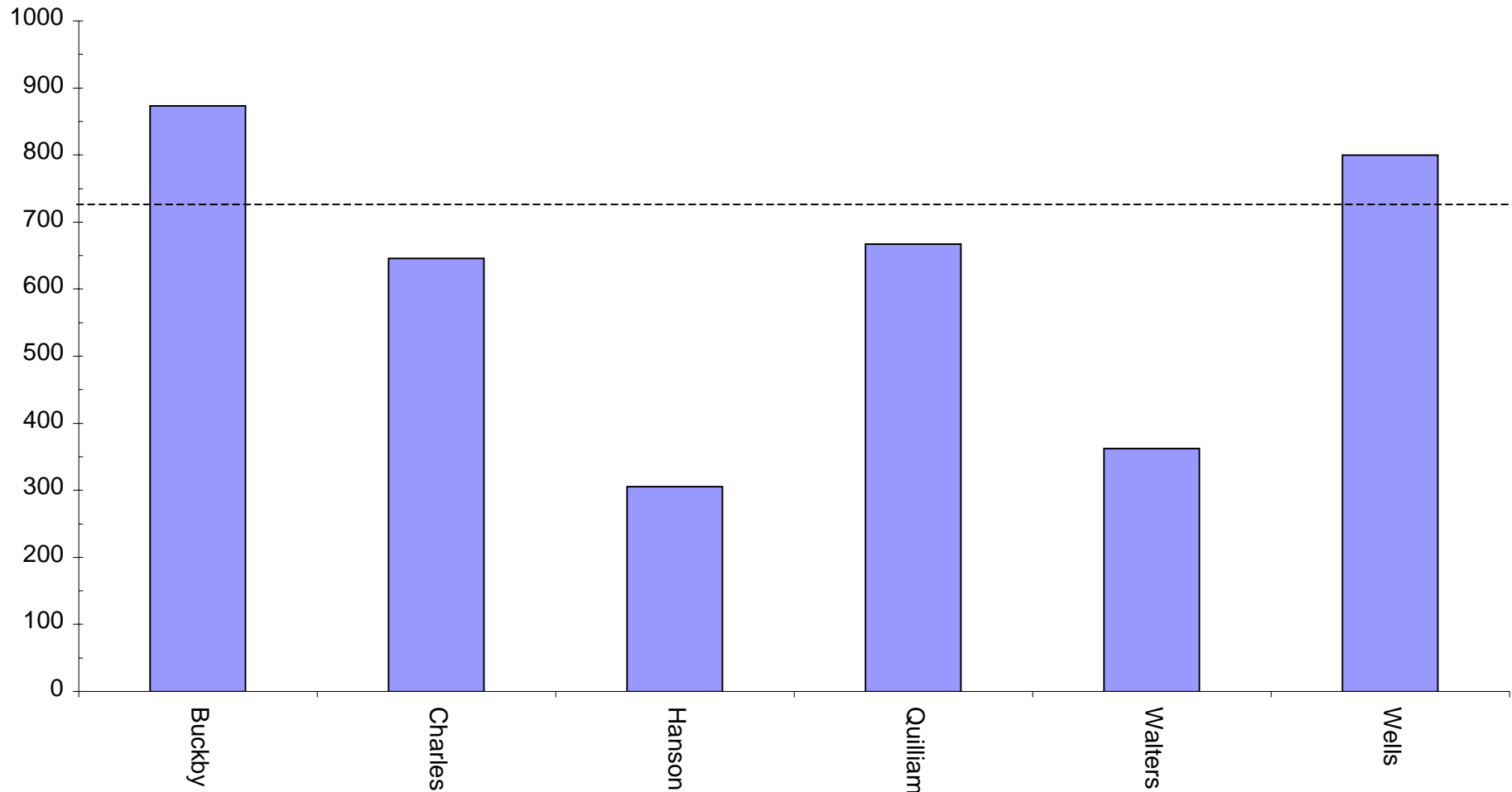
★ denotes elected candidate

* denotes seeking re-election

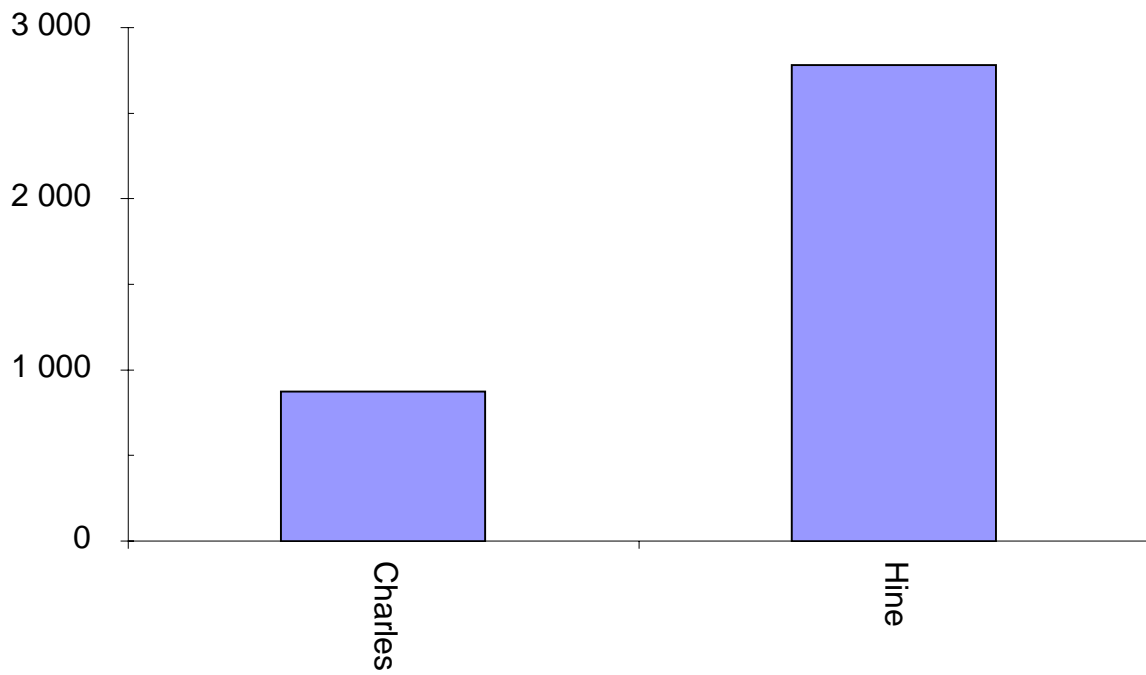
Circular Head Councillors following the 2000 elections

Mayor	9 Councillors	
<i>term ends 2002</i>	<i>term ends 2004</i>	<i>term ends 2002</i>
HINE Ross	BUCKBY Michael	HINE Ross
Deputy Mayor	WELLS Graham	SCHOENMAKER Wendy Marilyn
<i>term ends 2002</i>	QUILLIAM Daryl	OLDAKER John
QUILLIAM Daryl	CHARLES Bernard John	SMITH James
		WELDON Michael

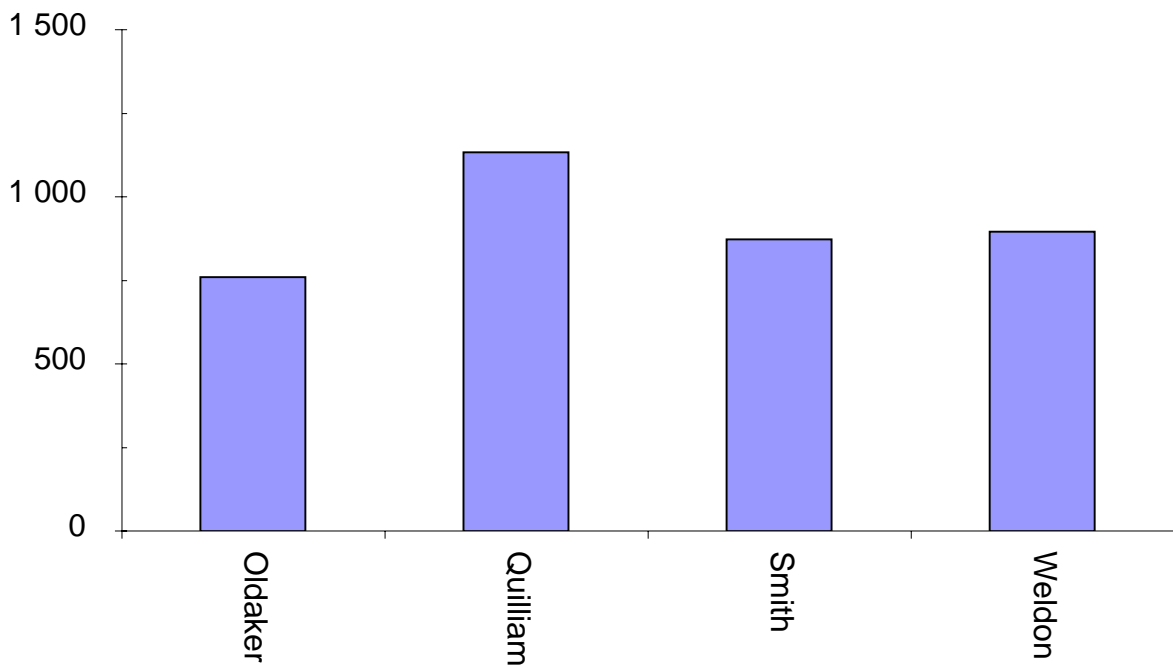
Circular Head Council - 2000 Councillor first preferences



Circular Head Council - 2000 Mayor first preferences



Circular Head Council - 2000 Deputy Mayor first preferences



Circular Head Council

Polling closed at 10 am Tuesday 31 October 2000

Returning Officer : Mr Julian Type

Electors enrolled : 5 482

Declarations returned : 3 725

Response 67.95%

Mayor

Ballot paper adjustment : 2

Total ballot papers : 3 682

Formal votes : 3 652

Informal ballot papers : 30

Informality Rate : 0.81%

		CANDIDATES		Total Votes	Remarks
		Charles	Hine		
Count 1	Total	873	2 779	3 652	Hine Elected

Deputy Mayor

Ballot paper adjustment : 2

Total ballot papers : 3 682

Formal votes : 3 657

Informal ballot papers : 25

Informality Rate : 0.67%

		CANDIDATES				Exhausted Votes	Total Votes	Remarks
		Oldaker	Quilliam	Smith	Weldon			
Count 1	Total	758	1 133	872	894	0	3 657	
Count 2	Votes transferred	- 758	309	246	107	96		Oldaker excluded
	Progress totals	0	1 442	1 118	1 001	96	3 657	
Count 3	Votes transferred		488	431	-1 001	82		Weldon excluded
	Progress totals		1 930	1 549	0	178	3 657	Quilliam Elected