



Clarence City Council 2000 election report

Table of contents

- Local Government Elections in Tasmania
- Report on the 2000 Clarence City Council Election
- List of Councillors (Aldermen) following the 2000 elections
- Councillor results
- Mayor & Deputy Mayor results

Local Government Elections in Tasmania

Every second (even) year elections are held in all 29 councils for the positions of mayor and deputy mayor and half the councillor positions. Where required, by-elections are held concurrently for vacancies that have occurred since the last elections.

The Tasmanian Electoral Office (TEO) supervises the conduct of elections in accordance with the *Local Government Act 1993*. Elections by postal ballot have been held in 1994, 1996, 1999 (deferred from 1998) and 2000, with the next elections due in October 2002.

Following recent changes to the Act, mayors and deputy mayors were elected directly by the electors in each municipal area for the first time in 2000.

Candidate information booklets and complete election results for the state are available from the TEO and are posted on the TEO website www.electoral.tas.gov.au.

2000 Election timetable

Notice of election published	Saturday 16 September
Electoral rolls closed	6 pm Thursday 21 September
Nomination period	25 September— 12 noon on 4 October
Nominations closed	12 noon Wednesday 4 October
Nominations announced & draw for ballot paper positions	12 noon Thursday 5 October
Ballot material delivered to electors	17–20 October
Polling period	17–31 October
Close of poll	10 am Tuesday 31 October

Casual vacancies

Casual vacancies are filled by recount where possible, unless the vacancy occurs within 6 months of a forthcoming election. Only unelected candidates from the relevant election may contest a recount. A candidate elected at a recount serves until the next council election. If a recount is not possible, a by-election is held—with the candidate elected to serve for the remainder of the term of office of the original councillor.

Elector polls

A council may hold an elector poll on any issue it determines. It may also be required to hold an elector poll following petitions from electors in accordance with Part 6 of the Act. A council is not bound by the result of an elector poll.

Electoral system

Voting in Tasmanian local government elections is not compulsory.

Elections for councillor positions are conducted using a system modelled on the Hare-Clark method of proportional representation used in Tasmanian House of Assembly elections.

Mayoral and deputy mayoral elections use a preferential system similar to that used for Tasmanian Legislative Council and Federal House of Representatives elections.

Report on the 2000 Clarence City Council Election

Elections were held for the positions of Mayor and Deputy Mayor for 2 year terms, and 6 Councillors (Aldermen) for 4 year terms.

35196 Clarence City electors were enrolled for the 2000 elections, comprising 34757 (98.75%) from the State House of Assembly roll and 439 (1.25%) from the General Manager's roll.

53.88% of Clarence City electors returned their ballot papers in comparison with 57.78% statewide.

Candidates at the 2000 elections

Mayor		Councillors (Aldermen)	
★ EDWARDS, Cathy*	Cambridge	★ BLOMELEY, Brendan	Geilston Bay
JAMES, Richard Henry	Lindisfarne	★ CAMPBELL, Jock*	Sandford
		★ CHIPMAN, Doug	Bellerive
		EDDINGTON, David W*	Richmond
		★ EVANS, Beverley*	Lenah Valley
		EVANS, Rodney	Richmond
		JACKSON, David	Bellerive
		Le SAGE, Lance	Bellerive
		★ McMANUS, Martin*	Lindisfarne
		PEART, Kim	Bellerive
		★ RYAN, Bill*	Cambridge
		SUMMERS, Greg	Seven Mile Beach

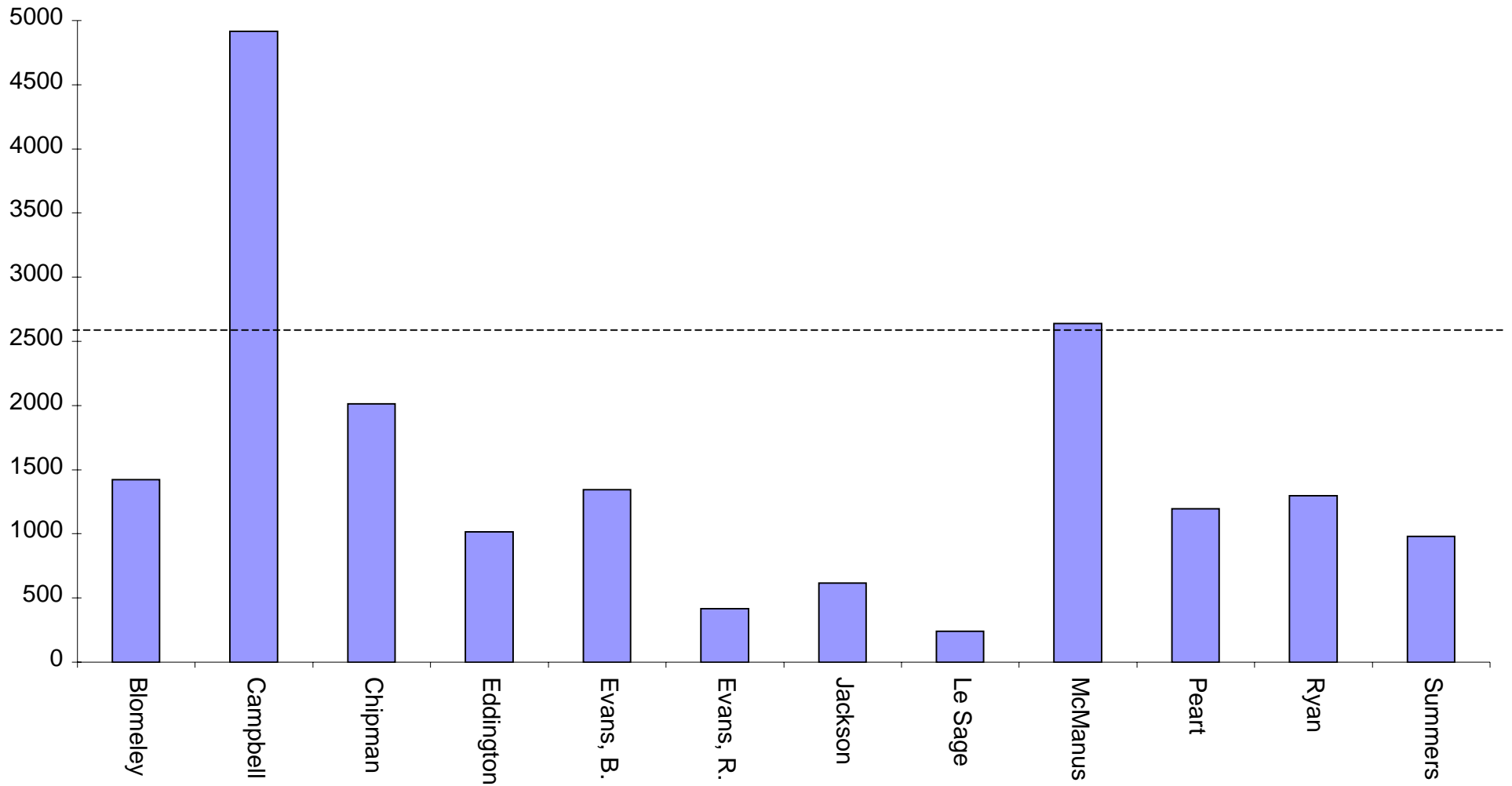
Deputy Mayor	
★ CAMPBELL, Jock*	Sandford
DOUST, Doug	Cambridge
WILSON, Deidre	Richmond

★ denotes elected candidate
* denotes seeking re-election

Clarence City Councillors following the 2000 elections

Mayor	Councillors (Aldermen)	
<i>term ends 2002</i>	<i>term ends 2004</i>	<i>term ends 2002</i>
EDWARDS Cathy	CAMPBELL Jock	EDWARDS Cathy
	McMANUS Martin	JAMES Richard
Deputy Mayor	CHIPMAN Doug	DOUST Doug
<i>term ends 2002</i>	RYAN Bill	PEERS John Phillip
CAMPBELL Jock	EVANS Beverley	TRAYNOR David
	BLOMELEY Brendan	WILSON Deidre Maree

Clarence City Council - 2000 Councillor (Aldermen) first preferences



Councillor (Aldermen) distribution of preferences

Clarence City Council

Polling closed at 10 am Tuesday 31 October 2000

Number to be elected : 6

Returning Officer : Mr Maree Ward

Electors enrolled : 35 196

Declarations rejected : 388

Ballot paper adjustment : 11

Declarations returned : 18 962

Declarations admitted : 18 574

Total ballot papers : 18 563

Formal votes : 18 069

Response 53.87%

Rejection rate : 2.04%

Informal ballot papers : 494

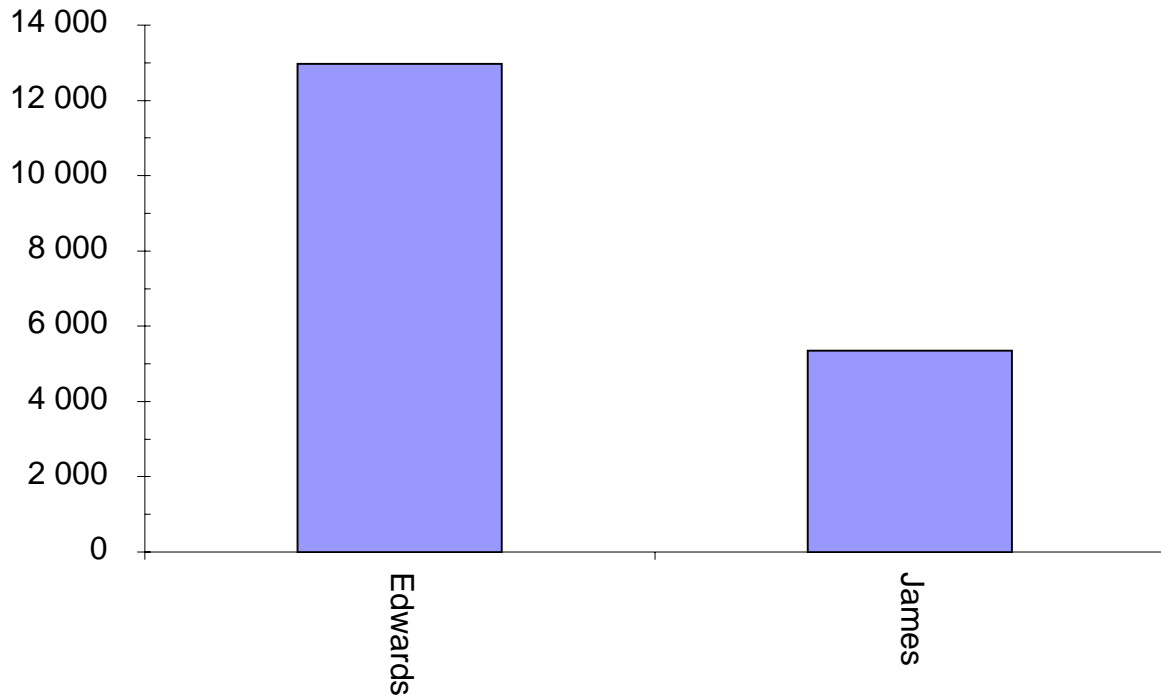
Informality rate : 2.66%

CANDIDATES

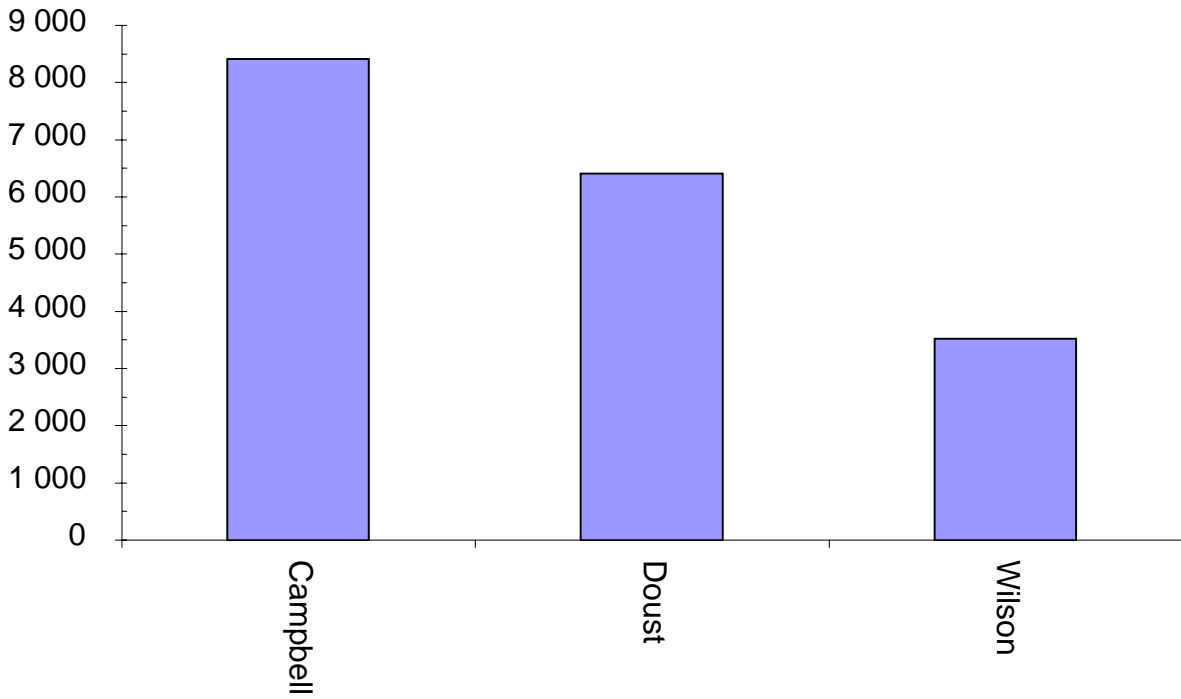
Quota = 2 582

	Blomeley	Campbell	Chipman	Eddington	Evans, B.	Evans, R.	Jackson	Le Sage	McManus	Peart	Ryan	Summers	Exhausted	Loss (Gain) by Fraction	Total Votes	Remarks
Count 1	1 422.00	4 912.00	2 010.00	1 013.00	1 340.00	416.00	613.00	237.00	2 638.00	1 195.00	1 295.00	978.00			18 069.00	CAMPBELL, J. elected 1,
Count 2	182.14	-2 330.00	406.04	407.93	364.77	54.07	133.76	35.57		120.48	548.82	76.37		0.05		McMANUS, M. elected 2
Progress totals	1 604.14	2 582.00	2 416.04	1 420.93	1 704.77	470.07	746.76	272.57	2 638.00	1 315.48	1 843.82	1 054.37		0.05	18 069.00	CAMPBELL, J.'s surplus distributed
Votes transferred	6.04		9.76	6.60	7.93	1.48	3.56	1.12	-56.00	4.81	11.71	2.92		0.07		McMANUS, M.'s surplus distributed
Progress totals	1 610.18	2 582.00	2 425.80	1 427.53	1 712.70	471.55	750.32	273.69	2 582.00	1 320.29	1 855.53	1 057.29		0.12	18 069.00	Le SAGE excluded
Votes transferred	24.87		41.53	42.28	26.91	26.43	13.01	-273.69		31.90	31.38	35.30		0.08		
Progress totals	1 635.05	2 582.00	2 467.33	1 469.81	1 739.61	497.98	763.33	0.00	2 582.00	1 352.19	1 886.91	1 092.59		0.20	18 069.00	EVANS, R. excluded
Votes transferred	30.31		44.60	46.30	62.27	-497.98	34.80		2 582.00	99.40	43.37	136.87		0.06		
Progress totals	1 665.36	2 582.00	2 511.93	1 516.11	1 801.88	0.00	798.13		2 582.00	1 451.59	1 930.28	1 229.46		0.26	18 069.00	JACKSON part excluded
Votes transferred	94.00		118.00	139.00	90.00		-652.00		2 582.00	54.00	118.00	39.00		0.00		CHIPMAN elected 3
Progress totals	1 759.36	2 582.00	2 629.93	1 655.11	1 891.88		146.13		2 582.00	1 505.59	2 048.28	1 268.46		0.26	18 069.00	JACKSON fully excluded
Votes transferred	15.08			33.98	25.08		-146.13		2 582.00	13.55	41.00	16.96		0.01		
Progress totals	1 774.44	2 582.00	2 629.93	1 689.09	1 916.96		0.00		2 582.00	1 519.14	2 089.28	1 285.42		0.47	18 069.00	CHIPMAN's surplus distributed
Votes transferred	8.52		-47.93	10.15	8.12				2 582.00	5.28	8.52	7.31		0.00		
Progress totals	1 782.96	2 582.00	2 582.00	1 699.24	1 925.08				2 582.00	1 524.42	2 097.80	1 292.73		0.47	18 069.00	SUMMERS excluded
Votes transferred	182.87			144.97	286.89				2 582.00	528.03	142.07	-1 292.73		7.87	18 069.00	EDDINGTON part excluded
Progress totals	1 965.83	2 582.00	2 582.00	1 844.21	2 211.97				2 582.00	2 052.45	2 239.87	0.00		8.34	18 069.00	RYAN elected 4
Votes transferred	250.00			-1 353.00	365.00				2 582.00	197.00	521.00			20.00		EDDINGTON part excluded
Progress totals	2 215.83	2 582.00	2 582.00	491.21	2 576.97				2 582.00	2 249.45	2 760.87			28.34	18 069.00	EDDINGTON part excluded
Votes transferred	109.10			-472.42	270.37				2 582.00	72.10				20.87	18 069.00	EVANS, B. elected 5
Progress totals	2 324.93	2 582.00	2 582.00	18.79	2 847.34				2 582.00	2 321.55	2 760.87			49.21	18 069.00	EDDINGTON fully excluded
Votes transferred	9.82			-18.79					2 582.00	6.77				2.20	18 069.00	RYAN's surplus distributed
Progress totals	2 334.75	2 582.00	2 582.00	0.00	2 847.34				2 582.00	2 328.32	2 760.87			51.41	18 069.00	EVANS, B.'s surplus distributed
Votes transferred	87.88								2 582.00	61.79	-178.87			29.18	18 069.00	
Progress totals	2 422.63	2 582.00	2 582.00		2 847.34				2 582.00	2 390.11	2 582.00			80.59	18 069.00	
Votes transferred	138.72				-265.34				2 582.00	73.55				53.06	18 069.00	
Progress totals	2 561.35	2 582.00	2 582.00		2 582.00				2 582.00	2 463.66	2 582.00			133.65	18 069.00	BLOMELEY elected 6

Clarence City Council – 2000 Mayor first preferences



Clarence City Council – 2000 Deputy Mayor first preferences



Clarence City Council

Polling closed at 10 am Tuesday 31 October 2000

Returning Officer : Ms Maree Ward

Electors enrolled : 35 196

Declarations returned : 18 962

Response 53.87%

Mayor

Ballot paper adjustment : 12

Total ballot papers : 18 562

Formal votes : 18 294

Informal ballot papers : 268

Informality Rate : 1.44%

		CANDIDATES				
		Edwards	James	Exhausted Votes	Total Votes	Remarks
Count 1	Total	12 958	5 336		18 294	Edwards Elected

Deputy Mayor

Ballot paper adjustment : 10

Total ballot papers : 18 564

Formal votes : 18 318

Informal ballot papers : 246

Informality Rate : 1.32%

		CANDIDATES					
		Campbell	Doust	Wilson	Exhausted Votes	Total Votes	Remarks
Count 1	Total	8 408	6 398	3 512		18 318	
Count 2	Votes transferred	1 545	1 650	-3 512	317		Wilson excluded
	Progress totals	9 953	8 048	0	317	18 318	Campbell Elected