



Glenorchy City Council

2000 election report

Table of contents

- Local Government Elections in Tasmania
- Report on the 2000 Glenorchy City Council Election
- List of Councillors (Aldermen) following the 2000 elections
- Councillor results
- Mayor & Deputy Mayor results
- Recount results

Local Government Elections in Tasmania

Every second (even) year elections are held in all 29 councils for the positions of mayor and deputy mayor and half the councillor positions. Where required, by-elections are held concurrently for vacancies that have occurred since the last elections.

The Tasmanian Electoral Office (TEO) supervises the conduct of elections in accordance with the *Local Government Act 1993*. Elections by postal ballot have been held in 1994, 1996, 1999 (deferred from 1998) and 2000, with the next elections due in October 2002.

Following recent changes to the Act, mayors and deputy mayors were elected directly by the electors in each municipal area for the first time in 2000.

Candidate information booklets and complete election results for the state are available from the TEO and are posted on the TEO website www.electoral.tas.gov.au.

2000 Election timetable

Notice of election published	Saturday 16 September
Electoral rolls closed	6 pm Thursday 21 September
Nomination period	25 September— 12 noon on 4 October
Nominations closed	12 noon Wednesday 4 October
Nominations announced & draw for ballot paper positions	12 noon Thursday 5 October
Ballot material delivered to electors	17–20 October
Polling period	17–31 October
Close of poll	10 am Tuesday 31 October

Casual vacancies

Casual vacancies are filled by recount where possible, unless the vacancy occurs within 6 months of a forthcoming election. Only unelected candidates from the relevant election may contest a recount. A candidate elected at a recount serves until the next council election. If a recount is not possible, a by-election is held—with the candidate elected to serve for the remainder of the term of office of the original councillor.

Elector polls

A council may hold an elector poll on any issue it determines. It may also be required to hold an elector poll following petitions from electors in accordance with Part 6 of the Act. A council is not bound by the result of an elector poll.

Electoral system

Voting in Tasmanian local government elections is not compulsory.

Elections for councillor positions are conducted using a system modelled on the Hare-Clark method of proportional representation used in Tasmanian House of Assembly elections.

Mayoral and deputy mayoral elections use a preferential system similar to that used for Tasmanian Legislative Council and Federal House of Representatives elections.

Report on the 2000 Glenorchy City Council Election

Elections were held for the positions of Mayor and Deputy Mayor for 2 year terms and 6 Councillors (Aldermen) for 4 year terms.

31390 Glenorchy City electors were enrolled for the 2000 elections, comprising 30828 (98.21%) from the State House of Assembly roll and 562 (1.79%) from the General Manager's roll.

53.61% of Glenorchy City electors returned their ballot papers in comparison with 57.78% statewide.

Recount

One recount was held between the 1999 and 2000 elections. Councillor Paul Forwood resigned from the Glenorchy City Council on 31 August 1999. Three unelected candidates from the 1996 Glenorchy City election consented to contest the recount. The recount took place at noon Tuesday 14 September 1999. Full details are provided on the back page.

Candidates at the 2000 elections

Mayor		Councillors (Aldermen)	
★ MARTIN, Terry*	Berriedale	BUDD, John	Glenorchy
RIDLER, Peter	Moonah	BUZELIN, Jack	Glenorchy
		FRITH, Geoff	Glenorchy
		★ GUY, Mary*	Glenorchy
		JONES, Nigel*	Chigwell
		★ MAGINNIS, Jacquie	Glenorchy
		★ MANSON, Jim*	Berriedale
		★ MAV, Steve	West Moonah
		★ RIDLER, Peter*	Moonah
		★ SLADE, Stuart*	Berriedale

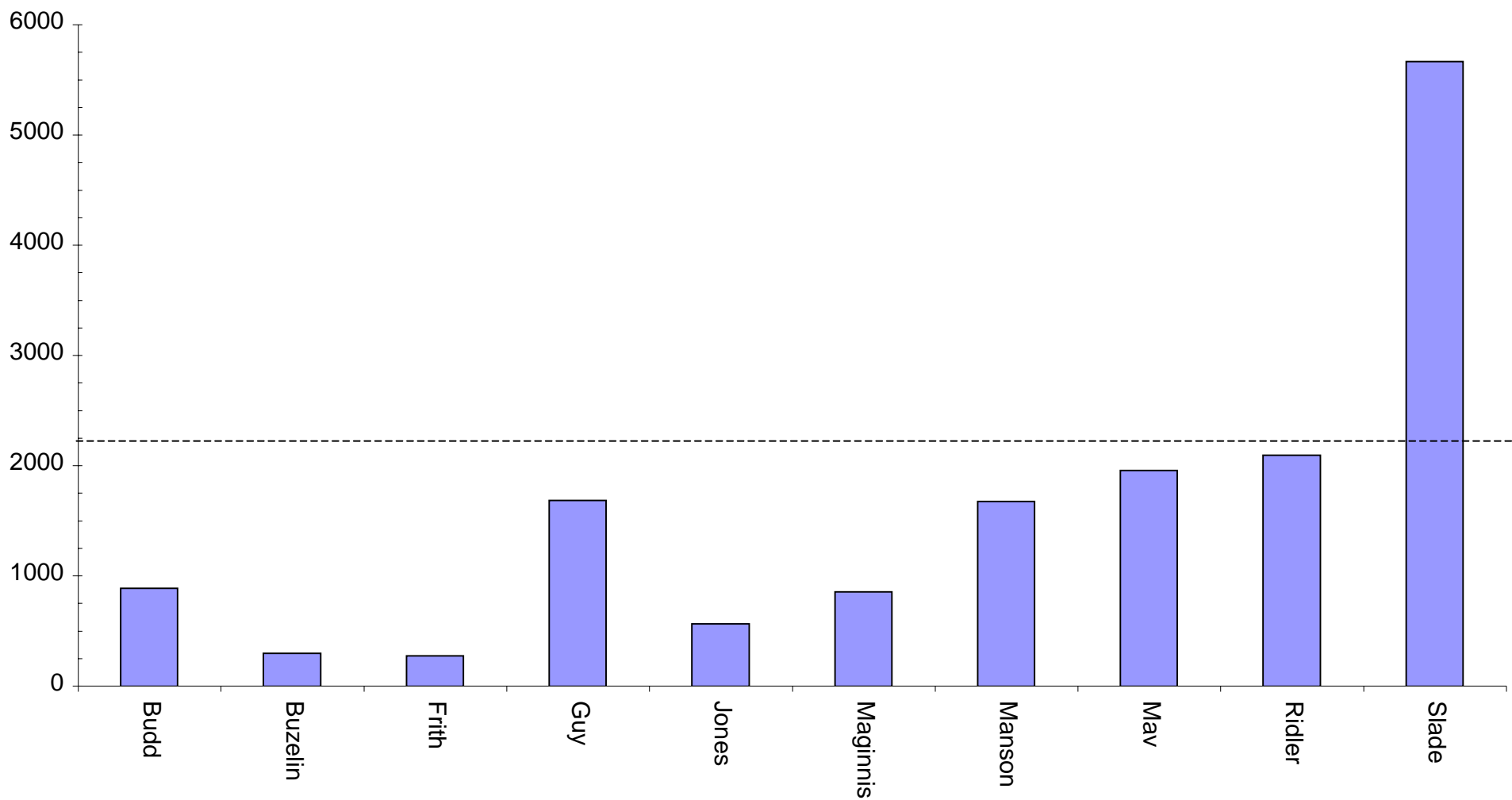
★ denotes elected candidate

* denotes seeking re-election

Glenorchy City Councillors following the 2000 elections

Mayor	12 Councillors (Aldermen)	
<i>term ends 2002</i>	<i>term ends 2004</i>	<i>term ends 2002</i>
MARTIN Terry	SLADE Stuart	MARTIN Terry
	RIDLER Peter William	MILBURN Leigh
Deputy Mayor	MANSON Jim	LUCAS Christine
<i>term ends 2002</i>	MAV Steve	TAYLOR Adriana
SLADE Stuart	GUY Mary	PEARCE David
	MAGINNIS Jacquie	BRADLEY Leona

Glenorchy City Council - 2000 Councillor (Aldermen) first preferences



Councillor (Aldermen) distribution of preferences

Glenorchy City

Polling closed at 10 am Tuesday 31 October 2000

Number to be elected : 6

Returning Officer : Mr Peter Weldon

Electors enrolled : 31 390

Declarations returned : 16 830

Response 53.61%

Declarations rejected : 431

Declarations admitted : 16 399

Rejection rate : 2.56%

Ballot paper adjustment : 14

Total ballot papers : 16 385

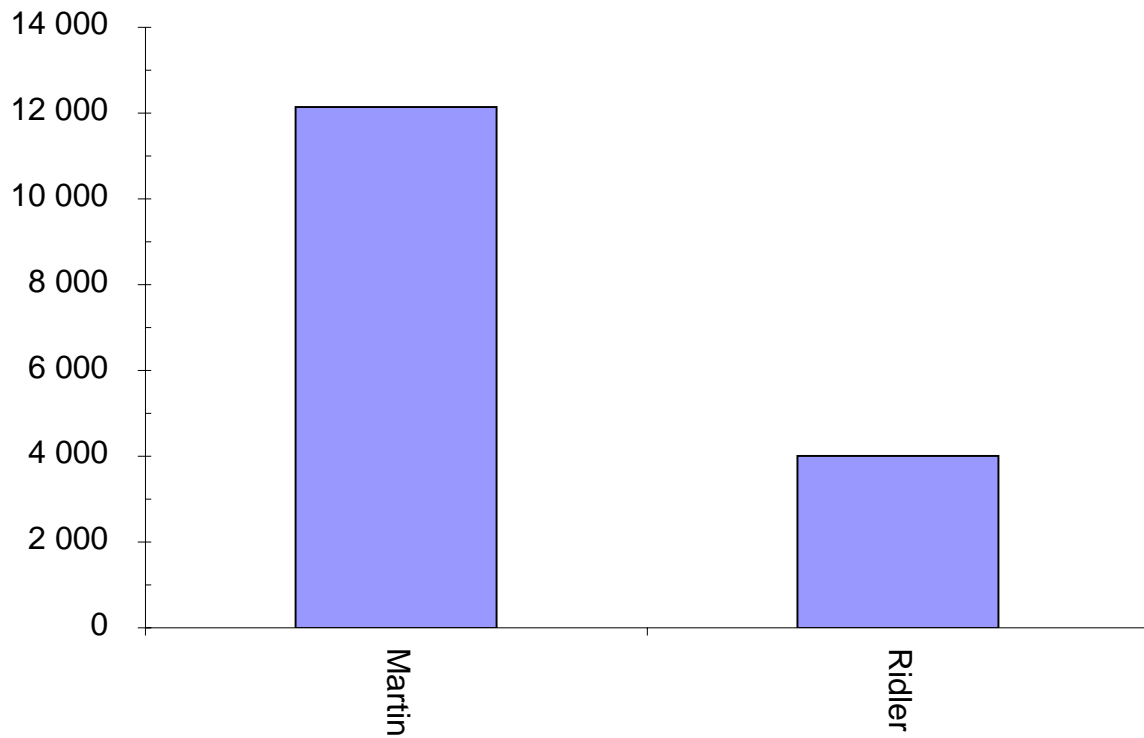
Formal votes : 15 935

Informal ballot papers : 450

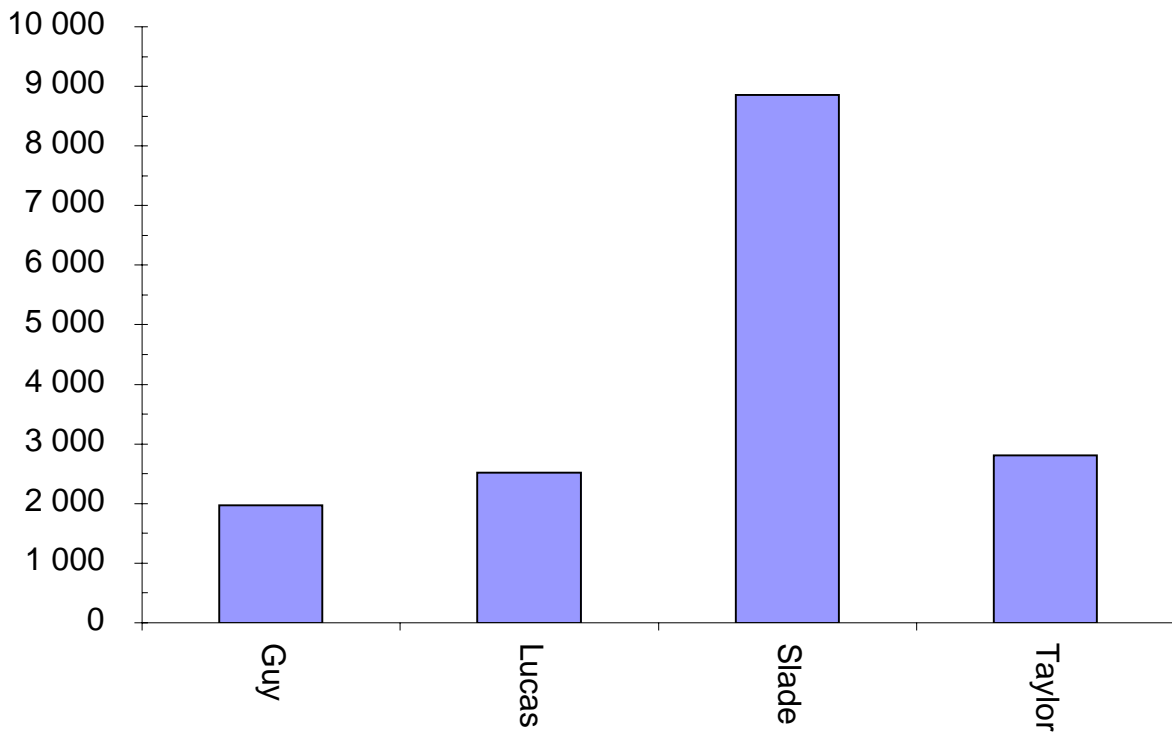
Informality rate : 2.74%

		CANDIDATES										Quota = 2277			
		Budd	Buzelin	Frith	Guy	Jones	Maginnis	Manson	Mav	Ridler	Slade	Exhausted	Loss (Gain) by Fraction	Total Votes	Remarks
Count 1	Total	887.00	293.00	273.00	1 681.00	563.00	853.00	1 675.00	1 954.00	2 094.00	5 662.00			15 935.00	Slade elected 1
Count 2	Votes transferred	176.96	60.98	80.11	625.34	217.01	165.00	801.71	467.51	790.35	-3 385.00		0.03		Slade's surplus distributed
	Progress totals	1 063.96	353.98	353.11	2 306.34	780.01	1 018.00	2 476.71	2 421.51	2 884.35	2 277.00		0.03	15 935.00	Ridler elected 2, Manson elected 3, Mav elected 4, Guy elected 5
Count 3	Votes transferred	142.87	60.18	85.91		189.27	129.09			- 607.35			0.03		Ridler's surplus distributed
	Progress totals	1 206.83	414.16	439.02	2 306.34	969.28	1 147.09	2 476.71	2 421.51	2 277.00	2 277.00		0.06	15 935.00	
Count 4	Votes transferred	44.97	14.89	33.50		69.10	37.23	- 199.71					0.02		Manson's surplus distributed
	Progress totals	1 251.80	429.05	472.52	2 306.34	1 038.38	1 184.32	2 277.00	2 421.51	2 277.00	2 277.00		0.08	15 935.00	
Count 5	Votes transferred	38.99	11.64	18.66		40.47	34.74		- 144.51				0.01		Mav's surplus distributed
	Progress totals	1 290.79	440.69	491.18	2 306.34	1 078.85	1 219.06	2 277.00	2 277.00	2 277.00	2 277.00		0.09	15 935.00	
Count 6	Votes transferred	6.14	2.63	4.45	- 29.34	8.86	7.23						0.03		Guy's surplus distributed
	Progress totals	1 296.93	443.32	495.63	2 277.00	1 087.71	1 226.29	2 277.00	2 277.00	2 277.00	2 277.00		0.12	15 935.00	
Counts 7 to 12	Votes transferred	89.21	- 443.32	78.61		151.50	119.43					4.44	0.13		Buzelin excluded
	Progress totals	1 386.14	0.00	574.24	2 277.00	1 239.21	1 345.72	2 277.00	2 277.00	2 277.00	2 277.00	4.44	0.25	15 935.00	
Counts 13 to 18	Votes transferred	212.46		- 574.24		195.27	162.06					4.41	0.04		Frith excluded
	Progress totals	1 598.60		0.00	2 277.00	1 434.48	1 507.78	2 277.00	2 277.00	2 277.00	2 277.00	8.85	0.29	15 935.00	
Counts 19 to 23	Votes transferred	581.54				-1 423.22	781.26					60.40	0.02		Jones part excluded
	Progress totals	2 180.14			2 277.00	11.26	2 289.04	2 277.00	2 277.00	2 277.00	2 277.00	69.25	0.31	15 935.00	Maginnis elected 6

Glenorchy City Council - 2000 Mayor first preferences



Glenorchy City Council - 2000 Deputy Mayor first preferences



Glenorchy Council

Polling closed at 10 am Tuesday 31 October 2000

Returning Officer : Mr Peter Weldon

Electors enrolled : 31 390

Declarations returned : 16 830

Response 53.61%

Mayor

Ballot paper adjustment : 12

Total ballot papers : 16 387

Formal votes : 16 120

Informal ballot papers : 267

Informality Rate : 1.62%

		CANDIDATES		Total Votes	Remarks
		Martin	Ridler		
Count 1	Total	12 127	3 993	16 120	Martin Elected

Deputy Mayor

Ballot paper adjustment : 14

Total ballot papers : 16 385

Formal votes : 16 125

Informal ballot papers : 260

Informality Rate : 1.58%

		CANDIDATES				Total Votes	Remarks
		Guy	Lucas	Slade	Taylor		
Count 1	Total	1 962	2 511	8 848	2 804	16 125	Slade Elected

Glenorchy City Council

Recount due to the resignation of Alderman **Paul Ford**

Recount conducted at noon Tuesday 14 September 1999

Distribution of preferences (multiplied by 100)

		CANDIDATES			Exhausted	Lost by	Total	Absolute	Remarks
		JONES	McLEOD	ANDRIKONIS	Votes	fraction	Votes	majority	
		Nigel	Elizabeth	Tony					
Count 1	Ford Distribution	85 403	61 990	48 865	3 103	2	199 363	98 130	
Count 2	Votes transferred	21 816	22 969	-48 865	4 079	1			Andrikonis Excluded
	Progressive total	107 219	84 959	0	7 182	3	199 363	96 090	Jones Elected