



Huon Valley Council

2000 election report

Table of contents

- Local Government Elections in Tasmania
- Report on the 2000 Huon Valley Council Election
- List of Councillors following the 2000 elections
- Councillor results
- Mayor & Deputy Mayor results

Local Government Elections in Tasmania

Every second (even) year elections are held in all 29 councils for the positions of mayor and deputy mayor and half the councillor positions. Where required, by-elections are held concurrently for vacancies that have occurred since the last elections.

The Tasmanian Electoral Office (TEO) supervises the conduct of elections in accordance with the *Local Government Act 1993*. Elections by postal ballot have been held in 1994, 1996, 1999 (deferred from 1998) and 2000, with the next elections due in October 2002.

Following recent changes to the Act, mayors and deputy mayors were elected directly by the electors in each municipal area for the first time in 2000.

Candidate information booklets and complete election results for the state are available from the TEO and are posted on the TEO website www.electoral.tas.gov.au.

2000 Election timetable

Notice of election published	Saturday 16 September
Electoral rolls closed	6 pm Thursday 21 September
Nomination period	25 September— 12 noon on 4 October
Nominations closed	12 noon Wednesday 4 October
Nominations announced & draw for ballot paper positions	12 noon Thursday 5 October
Ballot material delivered to electors	17–20 October
Polling period	17–31 October
Close of poll	10 am Tuesday 31 October

Casual vacancies

Casual vacancies are filled by recount where possible, unless the vacancy occurs within 6 months of a forthcoming election. Only unelected candidates from the relevant election may contest a recount. A candidate elected at a recount serves until the next council election. If a recount is not possible, a by-election is held—with the candidate elected to serve for the remainder of the term of office of the original councillor.

Electoral polls

A council may hold an electoral poll on any issue it determines. It may also be required to hold an electoral poll following petitions from electors in accordance with Part 6 of the Act. A council is not bound by the result of an electoral poll.

Electoral system

Voting in Tasmanian local government elections is not compulsory.

Elections for councillor positions are conducted using a system modelled on the Hare-Clark method of proportional representation used in Tasmanian House of Assembly elections.

Mayoral and deputy mayoral elections use a preferential system similar to that used for Tasmanian Legislative Council and Federal House of Representatives elections.

Report on the 2000 Huon Valley Council Election

Elections were held for the positions of Mayor and Deputy Mayor for 2 year terms and 5 Councillors for 4 year terms.

9574 Huon Valley electors were enrolled for the 2000 elections, comprising 8911 (93.07%) from the State House of Assembly roll and 663 (6.92%) from the General Manager's roll.

67.19% of Huon Valley electors returned their ballot papers in comparison with 57.78% statewide.

Candidates at the 2000 elections

Mayor		Councillors	
HARVEY-LATHAM, Rod	Huonville	BURGESS, Karen	Raminea
★ NORRIS, Greg*	Police Point	BURLING, Adam	Lucaston
		★ COAD, Peter	Cygnet
		CREMASCO, Neil	Judbury
		DANCE, John Arthur*	Cygnet
		★ DILLON, Laurie*	Geeveston
		★ McKIBBEN, Scott	Geeveston
		★ NORRIS, Greg*	Police Point
		★ O'DOHERTY, Mary	Lymington
		SANDERS, Margaret	Crabtree
		STORAN, Laurie	Cygnet
		TURNER, James G	Garden Island Creek
		VELNAAAR, Gerard	Glaziers Bay
		WALKER, John	Franklin
		WATSON, Rick	Glen Huon
		WOLF, Paul	Verona Sands

Deputy Mayor

★ ARMSTRONG, Robert* Cygnet
 THOMAS, Paul Cygnet

★ denotes elected candidate
 * denotes seeking re-election

Huon Valley Councillors following the 2000 elections

Mayor

term ends 2002

NORRIS Greg

Deputy Mayor

term ends 2002

ARMSTRONG Robert

9 Councillors

term ends 2004

NORRIS Greg

McKIBBEN Scott

O'DOHERTY Mary

DILLON Laurie

COAD Peter

term ends 2002

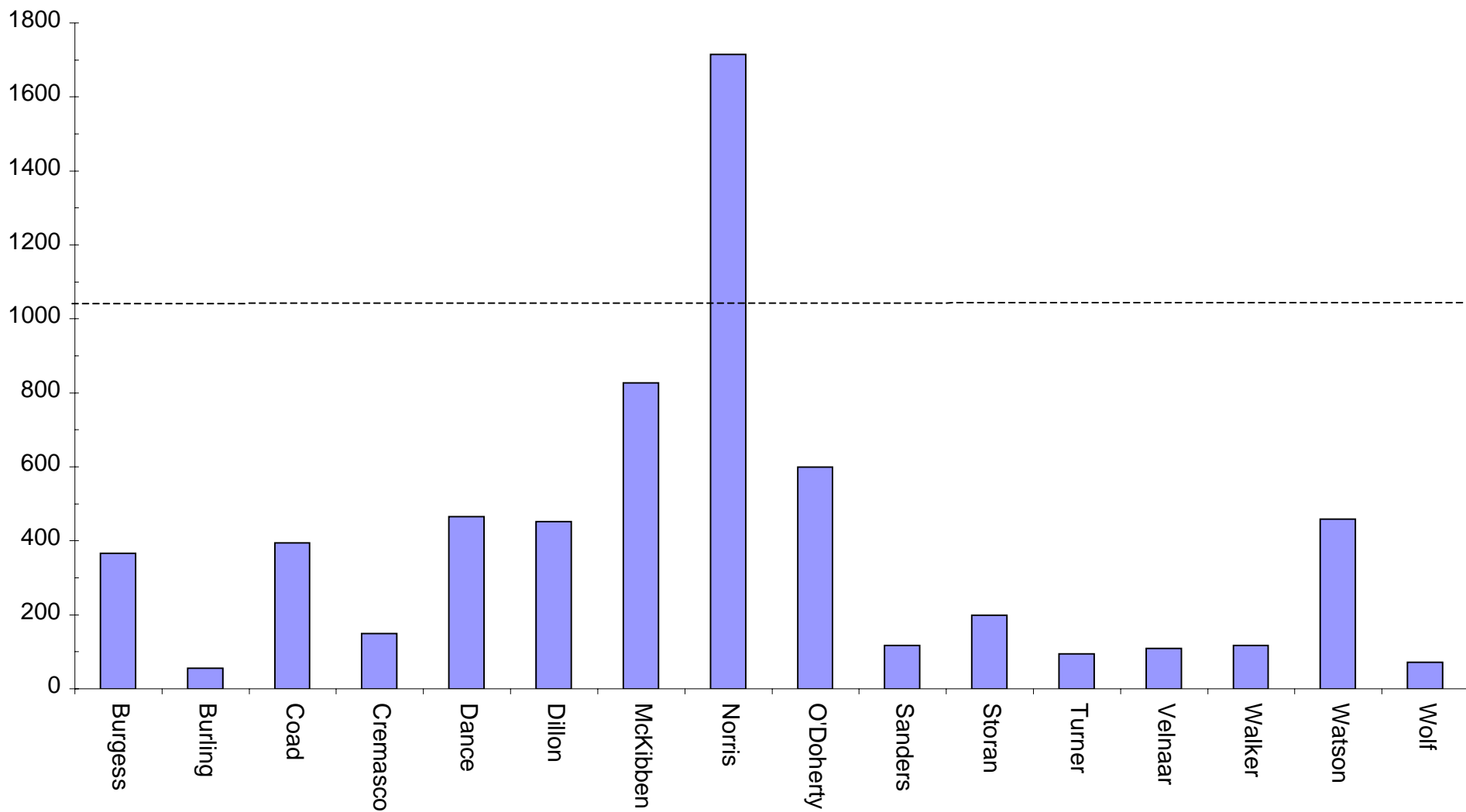
HERON Bruce

ARMSTRONG Robert

HARVEY-LATHAM Rod

THOMAS Paul

2000 Councillor first preferences



Councillor distribution of preferences

Huon Valley Council

Polling closed at 10 am Tuesday 31 October 2000

Number to be elected : 5

Returning Officer : Mr Maree Ward

Electors enrolled : 9 574
 Declarations returned : 6 433
 Response 67.19%

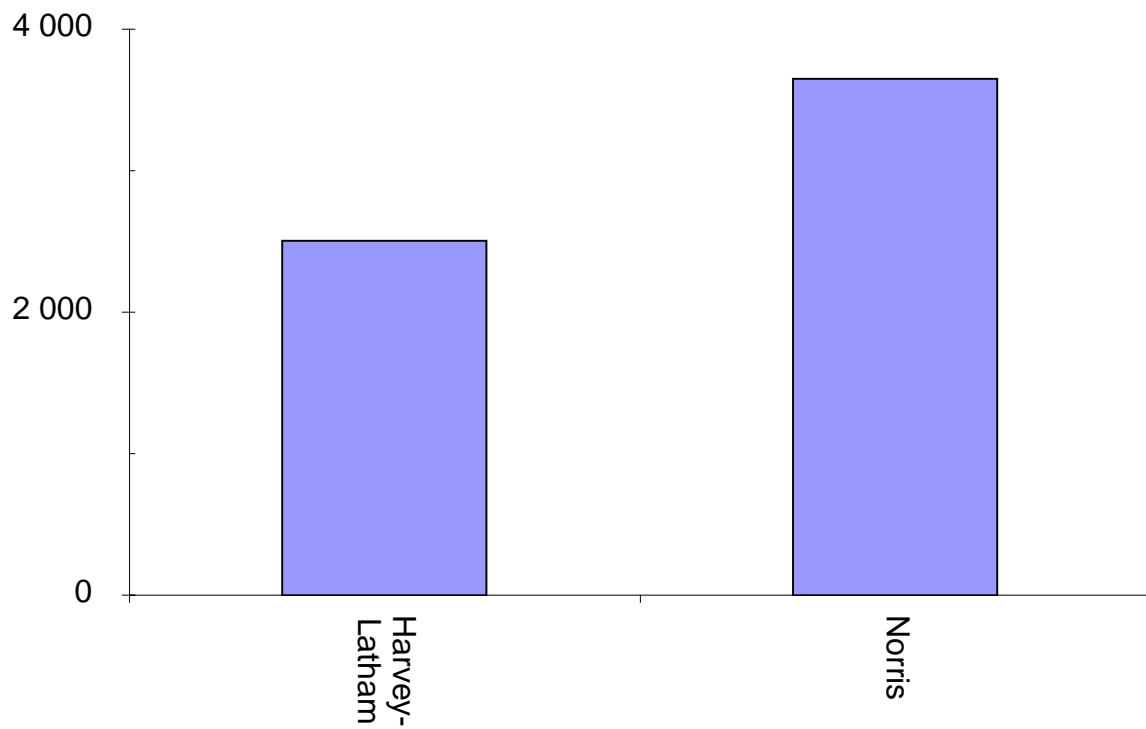
Declarations rejected : 140
 Declarations admitted : 6 293
 Rejection rate : 2.17%

Ballot paper adjustment : 8
 Total ballot papers : 6 285

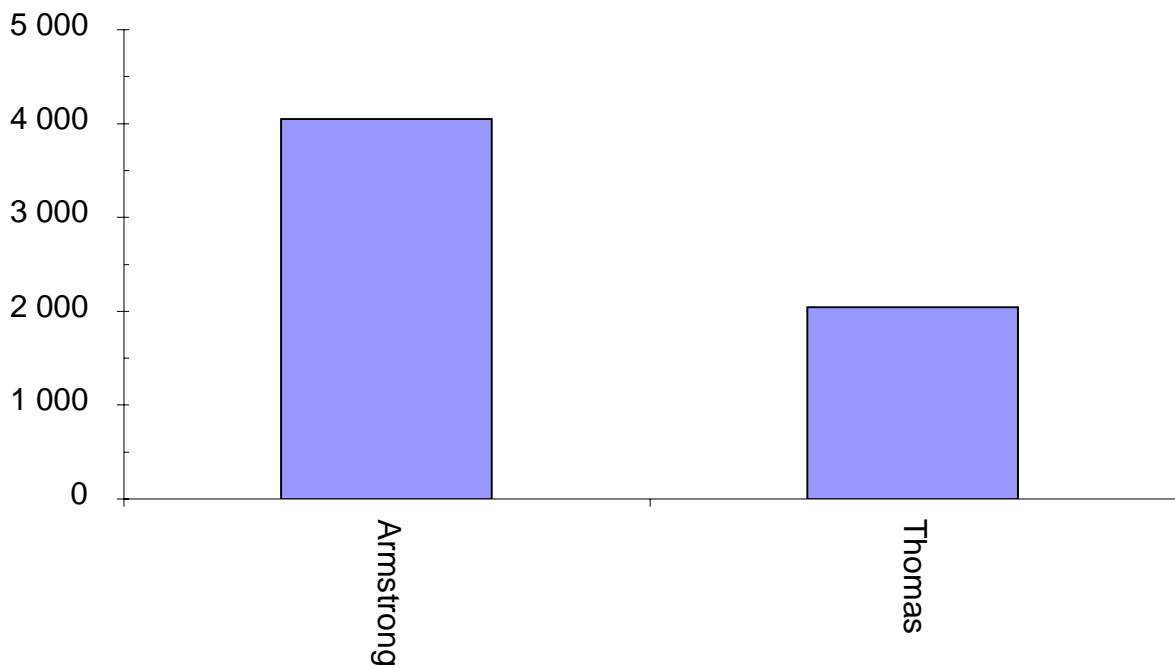
Formal votes : 6 181
 Informal ballot papers : 104
 Informality rate : 1.65%

	CANDIDATES													Total Votes	Loss (Gain) by Fraction	Remarks		
	Burgess	Burling	Coad	Cremasco	Dance	Dillon	McKibben	Norris	O'Doherty	Sanders	Storan	Turner	Velhaar				Walker	Watson
Count 1	365.00	55.00	394.00	148.00	465.00	452.00	827.00	1 714.00	598.00	117.00	198.00	94.00	109.00	116.00	458.00	71.00	6 181.00	Norris elected 1
Count 2	15.93	3.18	48.61	1.99	87.26	221.15	172.94	- 683.00	3.18	1.99	37.45	8.36	1.59	5.97	62.16	11.15	6 181.00	Norris' surplus distributed
Counts 3 to 4	380.93	58.18	442.61	149.99	552.26	673.15	999.94	1 031.00	601.18	118.99	235.45	102.36	110.59	121.97	520.16	82.15	6 181.00	Burling excluded
Counts 5 to 6	383.32	0.00	446.20	162.38	555.26	673.15	1 000.94	1 031.00	613.57	129.99	235.45	103.36	117.59	124.36	522.16	82.15	6 181.00	Wolf excluded
Count 7	393.11	3.00	461.98	164.77	563.45	682.34	1 007.33	1 031.00	618.57	131.99	238.84	110.55	118.98	127.36	530.55	0.00	6 181.00	Turner part excluded
Count 8	396.11	0.79	473.98	165.77	572.45	687.34	1 031.33	1 031.00	621.57	136.99	244.84	9.55	126.98	140.36	542.55	0.18	6 181.00	McKibben elected 2
Count 9	396.90	0.02	475.97	165.77	574.44	688.13	1 031.33	1 031.00	621.96	136.99	245.23	0.00	127.37	141.55	544.14	0.22	6 181.00	Turner fully excluded
Counts 10 to 11	396.92	12.00	476.06	165.78	574.48	688.15	1 031.00	1 031.00	621.96	136.99	245.24	0.00	127.37	141.59	544.20	0.06	6 181.00	McKibben's surplus distributed
Counts 12 to 13	408.92	16.00	489.45	183.78	580.48	693.54	1 031.00	1 031.00	676.15	144.99	247.24	0.00	147.59	546.59	0.27	6 181.00	Velhaar excluded	
Counts 14 to 16	424.92	28.59	505.24	201.78	582.48	696.54	1 031.00	1 031.00	749.15	0.00	251.03	0.00	7.39	5.00	1.00	6 181.00	Sanders excluded	
Counts 17 to 19	453.51	23.39	536.43	211.17	598.87	711.95	1 031.00	1 031.00	767.15	18.00	11.19	282.22	0.00	573.99	0.00	6 181.00	Walker excluded	
Counts 20 to 22	476.90	17.19	546.82	0.00	600.67	719.34	1 031.00	1 031.00	922.54	155.39	262.22	0.00	10.79	10.79	5.39	6 181.00	Cremasco excluded	
Count 23	494.09	- 473.00	608.60	690.83	775.65	1 031.00	1 031.00	932.33	932.33	0.00	0.00	610.57	6.58	0.35	6 181.00	Storan excluded		
Counts 24 to 25	21.09	- 21.09	719.60	712.83	819.65	1 031.00	1 031.00	1 188.33	256.00	638.57	0.00	28.00	18.58	0.35	6 181.00	Burgess part excluded		
Count 26	0.00	0.00	726.37	717.22	824.43	1 031.00	1 031.00	1 188.33	1 188.33	642.96	19.37	15.36	19.37	0.32	6 181.00	O'Doherty elected 3		
Count 27	824.08	162.00	97.71	19.66	11.67	1 031.00	1 031.00	1 031.00	- 157.33	12.90	15.36	34.73	15.36	0.03	6 181.00	Burgess fully excluded		
Counts 28 to 30	986.08	28.24	1 014.32	736.88	836.10	1 031.00	1 031.00	1 031.00	1 031.00	655.86	21.00	21.00	55.73	0.35	6 181.00	O'Doherty's surplus distributed		
Count 31	2.31	5.88	1 016.63	183.00	204.00	1 031.00	1 031.00	1 031.00	1 031.00	85.86	9.25	0.00	9.25	- 0.03	6 181.00	Watson part excluded		
	1 016.63	974.16	1 031.00	974.16	1 031.00	1 031.00	1 031.00	1 031.00	1 031.00	64.98	65.87	0.89	65.87	0.34	6 181.00	Dillon elected 4		
										0.00					6 181.00	Watson fully excluded		
															6 181.00	Dillon's surplus distributed		
															6 181.00	Coad elected 5		

Huon Valley Council - 2000 Mayor first preferences



Huon Valley Council - 2000 Deputy Mayor first preferences



Huon Valley Council

Polling closed at 10 am Tuesday 31 October 2000

Returning Officer : Ms Maree Ward

Electors enrolled : 9 574

Declarations returned : 6 433

Response 67.19%

Mayor

Ballot paper adjustment : 5

Total ballot papers : 6 288

Formal votes : 6 153

Informal ballot papers : 135

Informality Rate : 2.14%

		CANDIDATES		Total Votes	Remarks
		Harvey- Latham	Norris		
Count 1	Total	2 504	3 649	6 153	Norris Elected

Deputy Mayor

Ballot paper adjustment : 7

Total ballot papers : 6 285

Formal votes : 6 086

Informal ballot papers : 199

Informality Rate : 3.16%

		CANDIDATES		Total Votes	Remarks
		Armstrong	Thomas		
Count 1	Total	4 047	2 040	6 087	Armstrong Elected