



King Island Council 2000 election report

Table of contents

- Local Government Elections in Tasmania
- Report on the 2000 King Island Council Election
- List of Councillors following the 2000 elections
- Councillor results
- Mayor & Deputy Mayor results
- Recount results

Local Government Elections in Tasmania

Every second (even) year elections are held in all 29 councils for the positions of mayor and deputy mayor and half the councillor positions. Where required, by-elections are held concurrently for vacancies that have occurred since the last elections.

The Tasmanian Electoral Office (TEO) supervises the conduct of elections in accordance with the *Local Government Act 1993*. Elections by postal ballot have been held in 1994, 1996, 1999 (deferred from 1998) and 2000, with the next elections due in October 2002.

Following recent changes to the Act, mayors and deputy mayors were elected directly by the electors in each municipal area for the first time in 2000.

Candidate information booklets and complete election results for the state are available from the TEO and are posted on the TEO website www.electoral.tas.gov.au.

2000 Election timetable

Notice of election published	Saturday 16 September
Electoral rolls closed	6 pm Thursday 21 September
Nomination period	25 September— 12 noon on 4 October
Nominations closed	12 noon Wednesday 4 October
Nominations announced & draw for ballot paper positions	12 noon Thursday 5 October
Ballot material delivered to electors	17–20 October
Polling period	17–31 October
Close of poll	10 am Tuesday 31 October

Casual vacancies

Casual vacancies are filled by recount where possible, unless the vacancy occurs within 6 months of a forthcoming election. Only unelected candidates from the relevant election may contest a recount. A candidate elected at a recount serves until the next council election. If a recount is not possible, a by-election is held—with the candidate elected to serve for the remainder of the term of office of the original councillor.

Electoral polls

A council may hold an electoral poll on any issue it determines. It may also be required to hold an electoral poll following petitions from electors in accordance with Part 6 of the Act. A council is not bound by the result of an electoral poll.

Electoral system

Voting in Tasmanian local government elections is not compulsory.

Elections for councillor positions are conducted using a system modelled on the Hare-Clark method of proportional representation used in Tasmanian House of Assembly elections.

Mayoral and deputy mayoral elections use a preferential system similar to that used for Tasmanian Legislative Council and Federal House of Representatives elections.

Report on the 2000 King Island Council Election

Elections were held for the positions of Mayor and Deputy Mayor for 2 year terms, 5 Councillors for 4 year terms, and two by-elections for a Councillor for 2 year terms.

1306 King Island electors were enrolled for the 2000 elections, comprising 1244 (95.25%) from the State House of Assembly roll and 62 (4.74%) from the General Manager's roll.

74.96% of King Island electors returned their ballot papers in comparison with 57.78% statewide.

Recount

One recount was held between the 1999 and 2000 elections. Councillor Christine Clarke resigned from the King Island Council on 12 November 1999. Five unelected candidates from the 1999 King Island election consented to contest the recount. The recount took place at noon Friday 26 November 1999. Full details are provided on the back page.

Candidates at the 2000 elections

Mayor

BARRATT, Greg	Pegarah
★ BREWSTER, David *	Currie
PHILBEY, Vernon	Lymwood

Deputy Mayor

★ PAYNE, Judith	Reekara
YOU'D, Peter	Pegarah

- ★ denotes elected candidate
* denotes seeking re-election

Councillors

★ ARNOLD, Charles Stuart	Nugara
★ BARRATT, Greg *	Pegarah
★ BREWSTER, David *	Currie
★ GRAHAM, Stephanie	Nugara
★ PAYNE, Judith *	Reekara
★ PHILBEY, Vernon *	Lymwood
PORTER, Chris	Nugara
STELLMAKER, Wilfred G *	Currie
VOKES, Terry	Lymwood
★ YOU'D, Peter	Pegarah

King Island Councillors following the 2000 elections

Mayor

term ends 2002
BREWSTER David

Deputy Mayor

term ends 2002
PAYNE Judith

9 Councillors

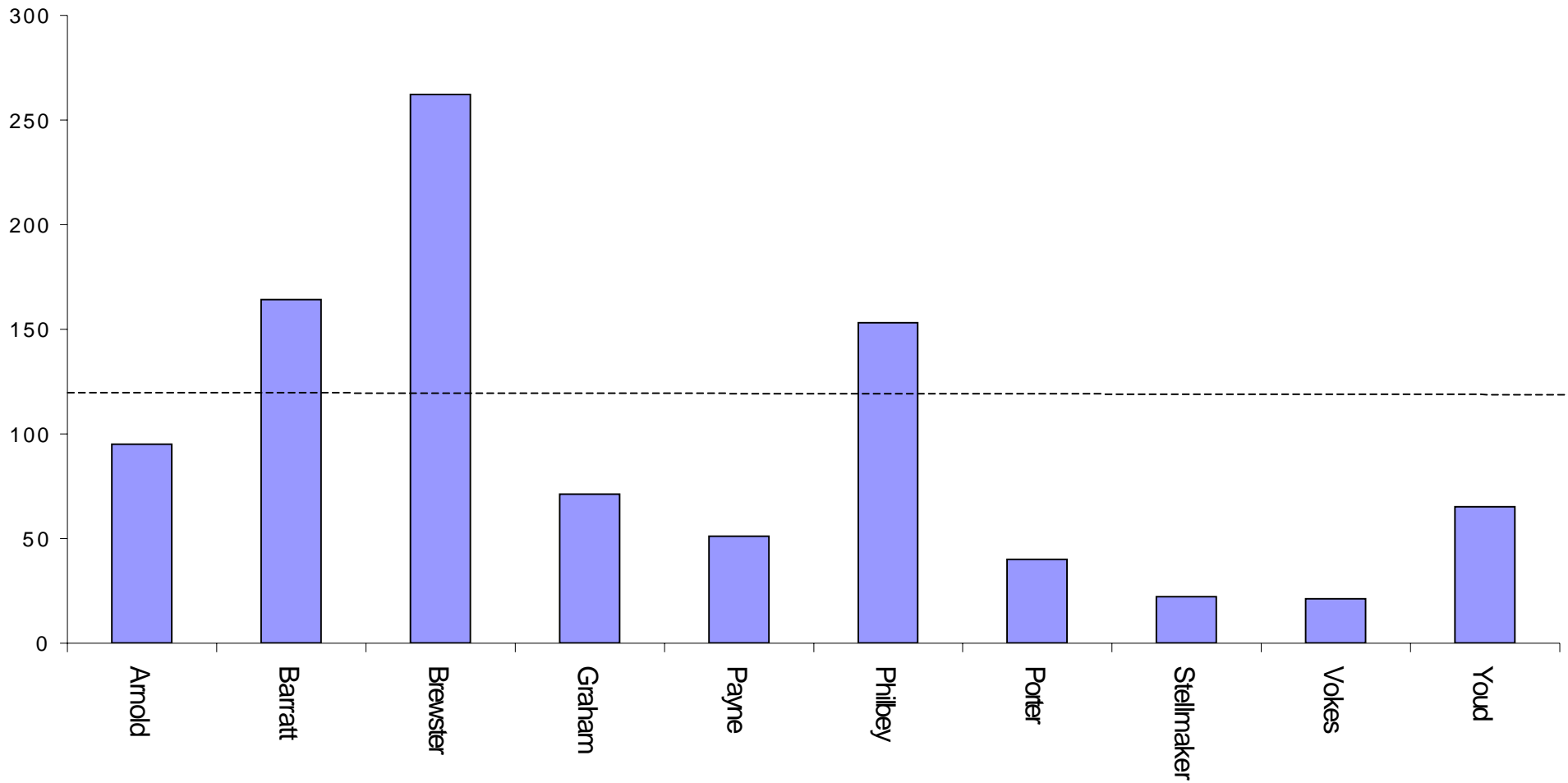
term ends 2004

BREWSTER David
BARRATT Greg
PHILBEY Vernon
ARNOLD Charles Stuart
PAYNE Judith

term ends 2002

BREWSTER John H
CONLEY Royce
GRAHAM Stephanie
YOU'D Peter

King Island Council - 2000 Councillor first preferences



Councillor distribution of preferences

King Island Council

Polling closed at 10 am Tuesday 31 October 2000

Number to be elected : 7

Returning Officer : Mr Julian Type

Electors enrolled : 1 306

Declarations returned : 979

Response 74.96%

Declarations rejected : 22

Declarations admitted : 957

Rejection rate : 2.24%

Ballot paper adjustment : 5

Total ballot papers : 952

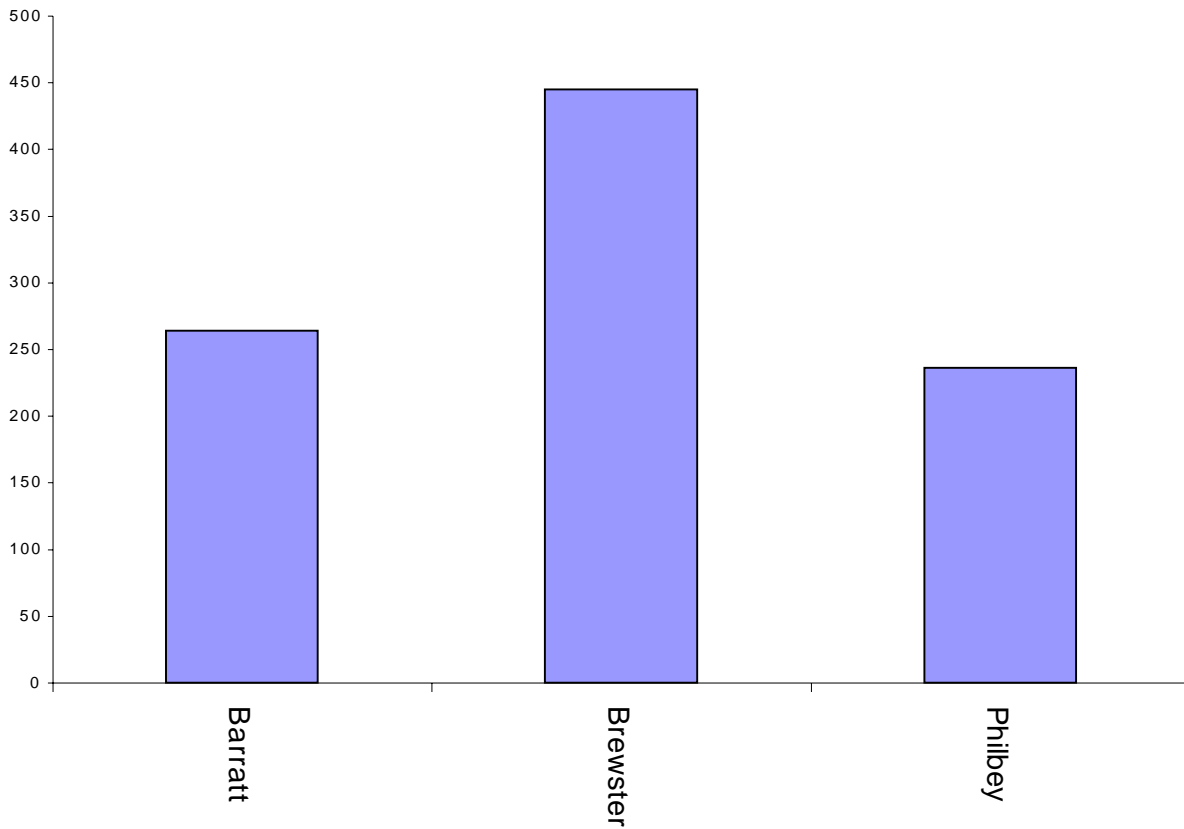
Formal votes : 944

Informal ballot papers : 8

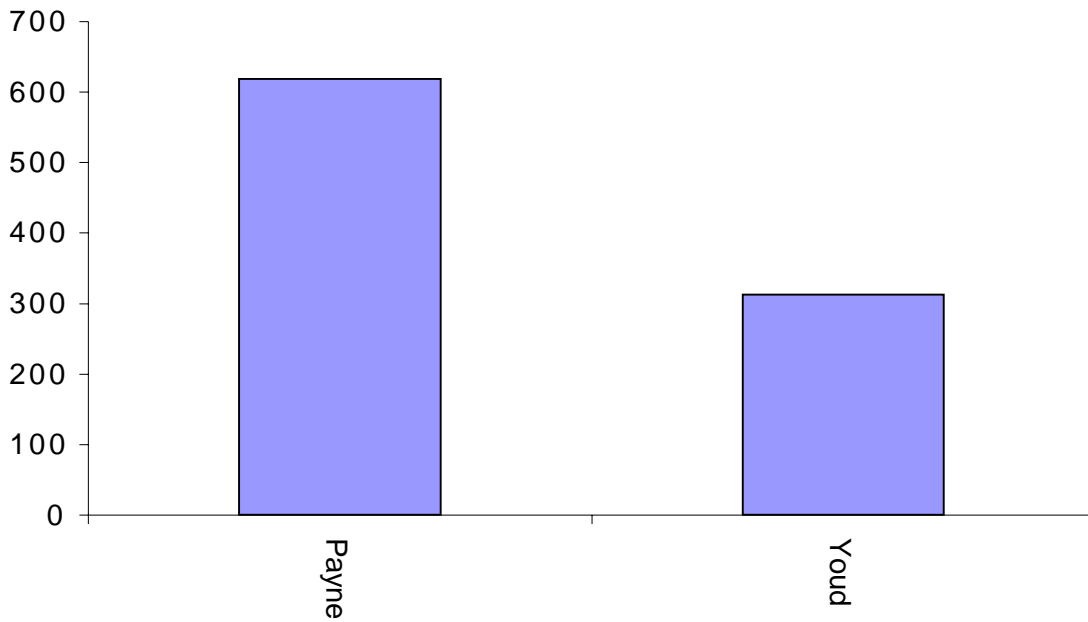
Informality rate : 0.84%

		CANDIDATES										Quota = 119		
		ARNOLD	BARRATT	BREWSTER	GRAHAM	PAYNE	PHILBEY	PORTER	STELLMAKER	VOKES	YOU'D	Loss (Gain) by Fraction	Total Votes	Remarks
Count 1	Total	95.00	164.00	262.00	71.00	51.00	153.00	40.00	22.00	21.00	65.00		944.00	BREWSTER elected 1, BARRATT elected 2, PHILBEY elected 3
Count 2	Votes transferred	34.38		- 143.00	26.19	38.75		15.28	10.37	1.09	16.91	0.03		BREWSTER's surplus distributed
	Progress totals	129.38	164.00	119.00	97.19	89.75	153.00	55.28	32.37	22.09	81.91	0.03	944.00	ARNOLD elected 4
Count 3	Votes transferred		- 45.00		8.50	14.54		4.11	8.78	2.19	6.85	0.03		BARRATT's surplus distributed
	Progress totals	129.38	119.00	119.00	105.69	104.29	153.00	59.39	41.15	24.28	88.76	0.06	944.00	
Count 4	Votes transferred				6.66	8.88	- 34.00	4.22	6.44	1.33	6.44	0.03		PHILBEY's surplus distributed
	Progress totals	129.38	119.00	119.00	112.35	113.17	119.00	63.61	47.59	25.61	95.20	0.09	944.00	
Count 5	Votes transferred	- 10.38			0.98	1.97		3.62	1.64	0.82	1.31	0.04		ARNOLD's surplus distributed
	Progress totals	119.00	119.00	119.00	113.33	115.14	119.00	67.23	49.23	26.43	96.51	0.13	944.00	
Count 6	Votes transferred				4.00	9.00		2.00	0.00	- 21.00	6.00	0.00		VOKES part excluded
	Progress totals	119.00	119.00	119.00	117.33	124.14	119.00	69.23	49.23	5.43	102.51	0.13	944.00	PAYNE elected 5
Counts 7 to 9	Votes transferred				2.29			1.58	0.49	- 4.61	0.22	0.03		VOKES part excluded
	Progress totals	119.00	119.00	119.00	119.62	124.14	119.00	70.81	49.72	0.82	102.73	0.16	944.00	GRAHAM elected 6
Count 10	Votes transferred							0.00	0.32	- 0.82	0.49	0.01		VOKES fully excluded
	Progress totals	119.00	119.00	119.00	119.62	124.14	119.00	70.81	50.04	0.00	103.22	0.17	944.00	
Count 11	Votes transferred					- 5.14		2.28	1.14		1.71	0.01		PAYNE's surplus distributed
	Progress totals	119.00	119.00	119.00	119.62	119.00	119.00	73.09	51.18		104.93	0.18	944.00	
Count 12	Votes transferred				- 0.62			0.61	0.00		0.00	0.01		GRAHAM's surplus distributed
	Progress totals	119.00	119.00	119.00	119.00	119.00	119.00	73.70	51.18		104.93	0.19	944.00	
Counts 13 to 14	Votes transferred							8.00	- 23.14		15.14	0.00		STELLMAKER part excluded
	Progress totals	119.00	119.00	119.00	119.00	119.00	119.00	81.70	28.04		120.07	0.19	944.00	YOU'D elected 7

King Island Council - 2000 Mayor first preferences



King Island Council - 2000 Deputy Mayor first preferences



King Island Council

Polling closed at 10 am Tuesday 31 October 2000

Returning Officer : Mr Julian Type

Electors enrolled : 1 306

Declarations returned : 979

Response 74.96%

Mayor

Ballot paper adjustment : 5

Total ballot papers : 952

Formal votes :945

Informal ballot papers : 7

Informality Rate : 0.73%

		CANDIDATES			Exhausted Votes	Total Votes	Remarks
		Barratt	Brewster	Philbey			
Count 1	Total	264	445	236		945	
Count 2	Votes transferred	159	69	-236	8	Philbey excluded	
	Progress totals	423	514	0	8	945 Brewster Elected	

Deputy Mayor

Ballot paper adjustment : 5

Total ballot papers : 952

Formal votes : 930

Informal ballot papers : 22

Informality Rate : 2.31%

		CANDIDATES		Total Votes	Remarks
		Payne	Youd		
Count 1	Total	618	312	930	Payne Elected

King Island Council

Recount due to the resignation of Councillor **Christine Clarke**

Recount conducted at noon Friday 26 November 1999

Distribution of preferences (multiplied by 100)

CANDIDATES

		BURGESS Nigel	JORDAN Bob	MATLA Scotty	TAIT Melinda	YOUD Peter	Lost by fraction	Total Votes	Absolute majority	Remarks
Counts 1 to 5	Clarke distribution	3 226	2 025	1 483	10 457	1 908	2	19 101	9 550	Tait elected