



# Southern Midlands Council

## 2000 election report

### Table of contents

- Local Government Elections in Tasmania
- Report on the 2000 Southern Midlands Council Election
- List of Councillors following the 2000 elections
- Councillor results
- Mayor & Deputy Mayor results

## Local Government Elections in Tasmania

Every second (even) year elections are held in all 29 councils for the positions of mayor and deputy mayor and half the councillor positions. Where required, by-elections are held concurrently for vacancies that have occurred since the last elections.

The Tasmanian Electoral Office (TEO) supervises the conduct of elections in accordance with the *Local Government Act 1993*. Elections by postal ballot have been held in 1994, 1996, 1999 (deferred from 1998) and 2000, with the next elections due in October 2002.

Following recent changes to the Act, mayors and deputy mayors were elected directly by the electors in each municipal area for the first time in 2000.

Candidate information booklets and complete election results for the state are available from the TEO and are posted on the TEO website [www.electoral.tas.gov.au](http://www.electoral.tas.gov.au).

### 2000 Election timetable

Notice of election published	Saturday 16 September
Electoral rolls closed	6 pm Thursday 21 September
Nomination period	25 September— 12 noon on 4 October
Nominations closed	12 noon Wednesday 4 October
Nominations announced & draw for ballot paper positions	12 noon Thursday 5 October
Ballot material delivered to electors	17–20 October
Polling period	17–31 October
Close of poll	10 am Tuesday 31 October

### Casual vacancies

Casual vacancies are filled by recount where possible, unless the vacancy occurs within 6 months of a forthcoming election. Only unelected candidates from the relevant election may contest a recount. A candidate elected at a recount serves until the next council election. If a recount is not possible, a by-election is held—with the candidate elected to serve for the remainder of the term of office of the original councillor.

### Electoral polls

A council may hold an elector poll on any issue it determines. It may also be required to hold an elector poll following petitions from electors in accordance with Part 6 of the Act. A council is not bound by the result of an elector poll.

### Electoral system

Voting in Tasmanian local government elections is not compulsory.

Elections for councillor positions are conducted using a system modelled on the Hare-Clark method of proportional representation used in Tasmanian House of Assembly elections.

Mayoral and deputy mayoral elections use a preferential system similar to that used for Tasmanian Legislative Council and Federal House of Representatives elections.

# Report on the 2000 Southern Midlands Council Election

Elections were held for the positions of Mayor and Deputy Mayor for 2 year terms, 5 Councillors for 4 year terms and one by-election for a Councillor for a 2 year term.

4183 Southern Midlands electors were enrolled for the 2000 elections, comprising 3926 (93.85%) from the State House of Assembly roll and 257 (6.14%) from the General Manager's roll.

65.83% of Southern Midlands electors returned their ballot papers in comparison with 57.78% statewide.

## Candidates at the 2000 elections

<b>Mayor</b>		<b>Councillors</b>	
BISDEE, Tony	Melton Mowbray	★ ANDERSON, Deborah	Oatlands
★ HOWLETT, Colin H*	Richmond	★ BISDEE, Tony*	Melton Mowbray
WIGGINS, Scott	Woodsdale	CAMPBELL, Bob	Oatlands
		★ CONNORS, Marie	Bagdad
		★ HOWLETT, Colin H*	Richmond
		★ MANNING, Des*	Lemont
		PAUL, Tony	Oatlands
<b>Deputy Mayor</b>		★ TANKARD, Patrick*	Kempton
MANNING, Des*	Lemont	YOUNG, Philip	Andover
★ SCOTT, Helen	Woodsdale		

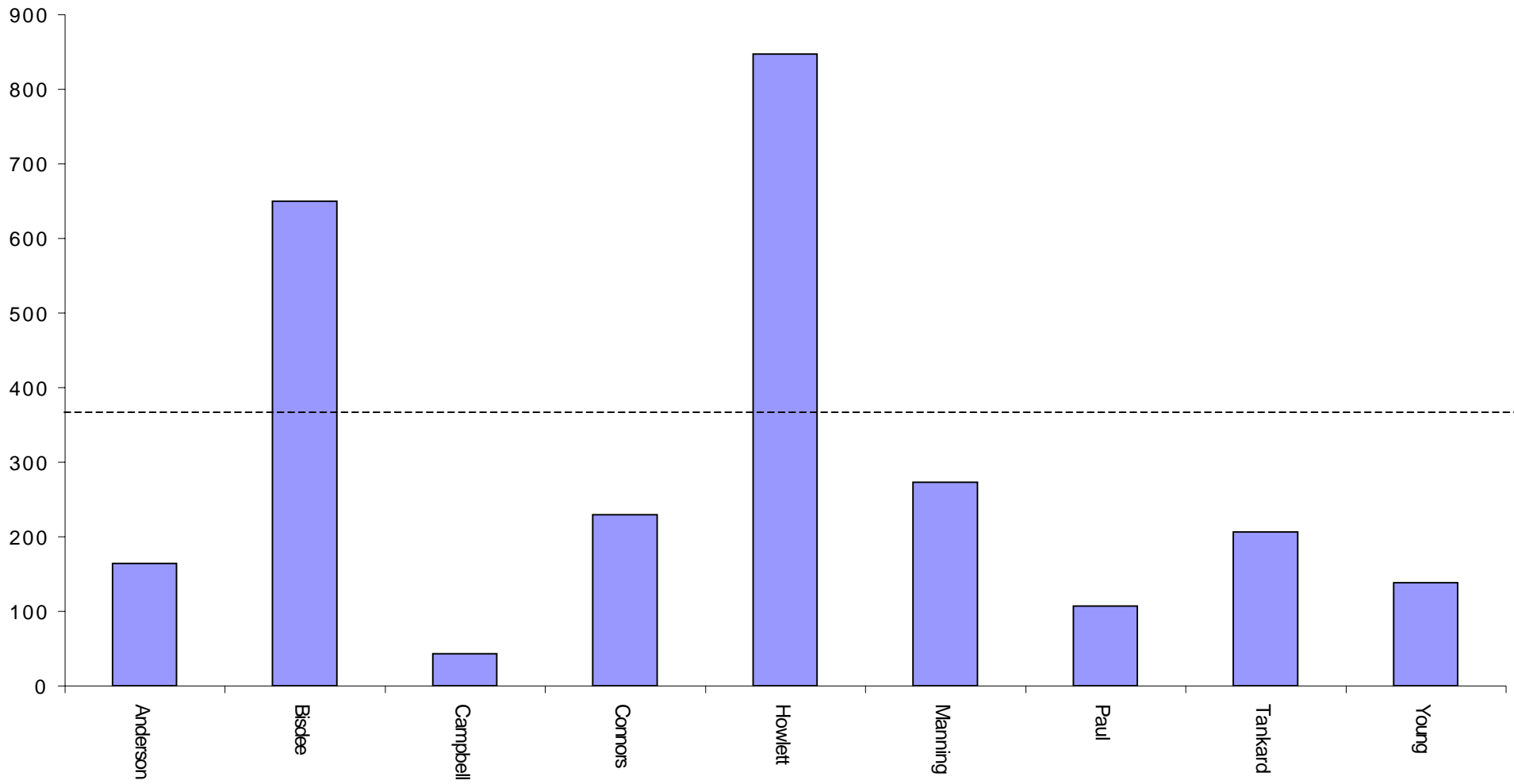
★ denotes elected candidate

\* denotes seeking re-election

## Southern Midlands Councillors following the 2000 elections

<b>Mayor</b>	<b>9 Councillors</b>	
<i>term ends 2002</i>	<i>term ends 2004</i>	<i>term ends 2002</i>
HOWLETT Colin H	HOWLETT Colin H	WIGGINS Scott
<b>Deputy Mayor</b>	BISDEE Tony	SCOTT Helen
<i>term ends 2002</i>	MANNING Des	BEVEN Colin
SCOTT Helen	TANKARD Patrick	ANDERSON Deborah
	CONNORS Marie	

### Southern Midlands Council - 2000 Councillor first preferences



## Councillor distribution of preferences

### Southern Midlands Council

Polling closed at 10 am Tuesday 31 October 2000

Number to be elected : 6

Returning Officer : Mr Peter Weldon

Electors enrolled : 4 183

Declarations returned : 2 754

Response 65.83%

Declarations rejected : 49

Declarations admitted : 2 705

Rejection rate : 1.77%

Ballot paper adjustment : 2

Total ballot papers : 2 703

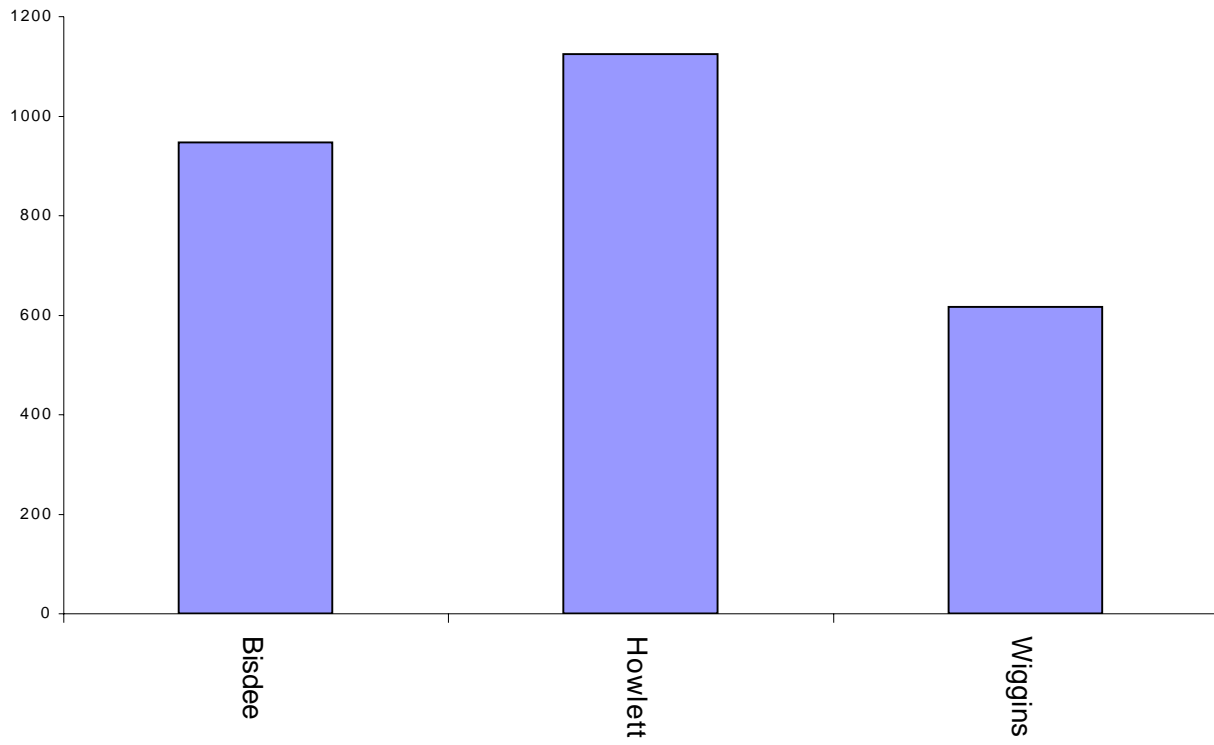
Formal votes : 2 657

Informal ballot papers : 46

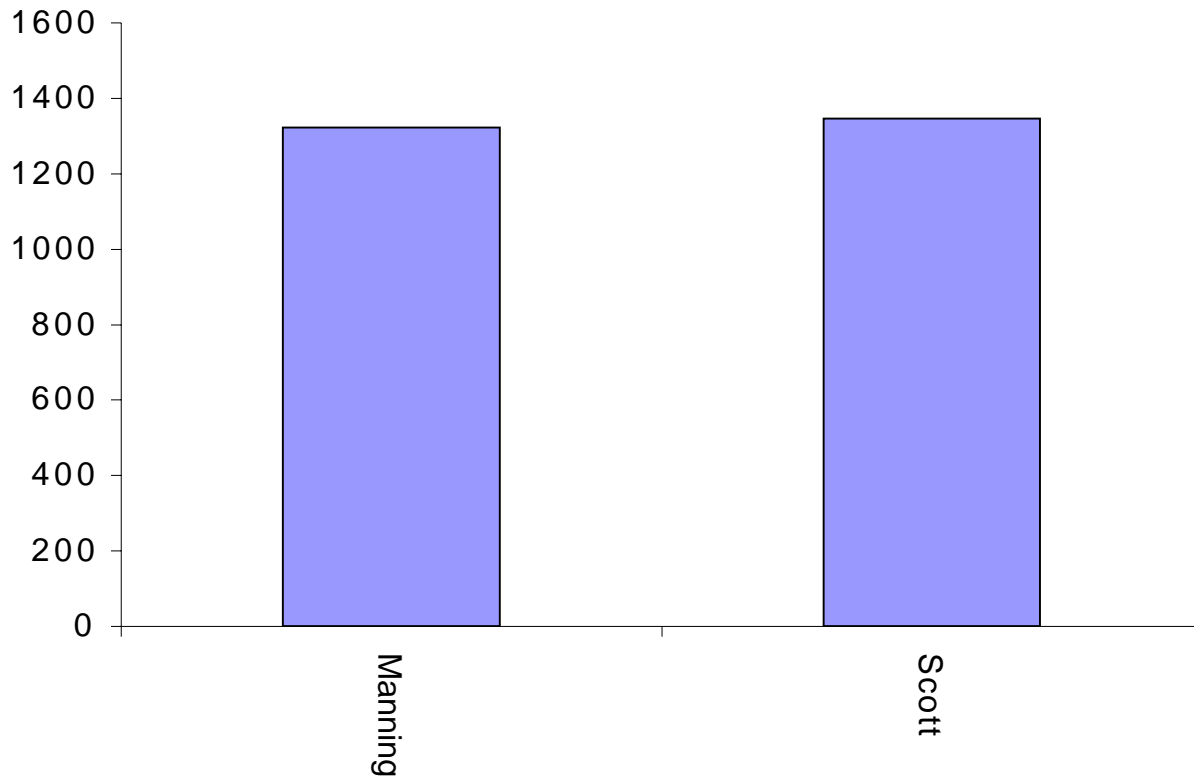
Informality rate : 1.70%

		CANDIDATES									Quota = 380			
		ANDERSON	BISDEE	CAMPBELL	CONNORS	HOWLETT	MANNING	PAUL	TANKARD	YOUNG	Exhausted	Loss (Gain) by Fraction	Total Votes	Remarks
Count 1	Total	164.00	650.00	43.00	229.00	847.00	273.00	107.00	206.00	138.00			2 657.00	<b>HOWLETT elected 1, BISDEE elected 2</b>
Count 2	Votes transferred	43.00		25.36	33.08	- 467.00	253.62	25.36	52.93	33.63		0.02		HOWLETT's surplus distributed
	Progress totals	207.00	650.00	68.36	262.08	380.00	526.62	132.36	258.93	171.63		0.02	2 657.00	<b>MANNING elected 3</b>
Count 3	Votes transferred	38.63	- 270.00	14.53	54.83			26.16	93.46	42.36		0.03		BISDEE's surplus distributed
	Progress totals	245.63	380.00	82.89	316.91	380.00	526.62	158.52	352.39	213.99		0.05	2 657.00	
Count 4	Votes transferred	15.93		17.53	23.26		- 146.62	17.21	31.87	40.79		0.03		MANNING's surplus distributed
	Progress totals	261.56	380.00	100.42	340.17	380.00	380.00	175.73	384.26	254.78		0.08	2 657.00	<b>TANKARD elected 4</b>
Count 5	Votes transferred	0.85		0.68	0.97			0.46	- 4.26	1.27		0.03		TANKARD's surplus distributed
	Progress totals	262.41	380.00	101.10	341.14	380.00	380.00	176.19	380.00	256.05		0.11	2 657.00	
Counts 6 to 10	Votes transferred	30.36		- 101.10	28.71			16.09		25.85		0.09		CAMPBELL excluded
	Progress totals	292.77	380.00	0.00	369.85	380.00	380.00	192.28	380.00	281.90		0.20	2 657.00	
Count 11	Votes transferred	45.00			30.00			- 113.00		38.00		0.00		PAUL excluded
	Progress totals	337.77	380.00		399.85	380.00	380.00	79.28	380.00	319.90		0.20	2 657.00	<b>CONNORS elected 5</b>
Counts 12 to 15	Votes transferred	39.74						- 79.28		35.57	3.97	0.00		PAUL fully excluded
	Progress totals	377.51	380.00		399.85	380.00	380.00	0.00	380.00	355.47	3.97	0.20	2 657.00	
Count 16	Votes transferred	9.92			- 19.85					9.26	0.66	0.01		CONNORS' surplus distributed
	Progress totals	387.43	380.00		380.00	380.00	380.00		380.00	364.73	4.63	0.21	2 657.00	<b>ANDERSON elected 6</b>

### Southern Midlands Council - 2000 Mayor first preferences



### Southern Midlands Council - 2000 Deputy Mayor first preferences



# Southern Midlands Council

Polling closed at 10 am Tuesday 31 October 2000

Returning Officer : Mr Peter Weldon

Electors enrolled : 4 183

Declarations returned : 2 754

Response 65.83%

## Mayor

Ballot paper adjustment : 2

Total ballot papers : 2 703

Formal votes : 2 687

Informal ballot papers : 16

Informality Rate : 0.59%

		CANDIDATES			Exhausted Votes	Total Votes	Remarks
		Bisdee	Howlett	Wiggins			
Count 1	Total	947	1 124	616		2 687	
Count 2	Votes transferred	303	246	- 616	67		Wiggins excluded
	Progress totals	1 250	1 370	0	67	2 687	<b>Howlett Elected</b>

## Deputy Mayor

Ballot paper adjustment : 2

Total ballot papers : 2 703

Formal votes : 2 666

Informal ballot papers : 37

Informality Rate : 1.36%

		CANDIDATES		Total Votes	Remarks
		Manning	Scott		
Count 1	Total	1 321	1 345	2 666	<b>Scott Elected</b>