



Central Coast Council 2002 election report

Table of contents

- Local Government Elections in Tasmania
- Report on the 2002 Central Coast Council Election
- List of Councillors following the 2002 elections
- Councillor results
- Mayor and Deputy Mayor results

Local Government Elections in Tasmania

Every second (even) year elections are held in all 29 councils for the positions of mayor and deputy mayor and half the councillor positions. Where required, by-elections are held concurrently for vacancies that have occurred since the last elections.

The Tasmanian Electoral Office (TEO) supervises the conduct of elections in accordance with the *Local Government Act 1993*. Elections by postal ballot have been held in 1994, 1996, 1999 (deferred from 1998), 2000 and 2002, with the next elections due in October 2004.

Since 2000 mayors and deputy mayors are elected directly by the electors in each municipal area.

Candidate information booklets and complete election results for the state are available from the TEO and are posted on the TEO website www.electoral.tas.gov.au.

2002 Election timetable

Notice of election published	Saturday 14 September
Electoral rolls closed	6 pm Thursday 19 September
Nomination period	23 September— 12 noon on 2 October
Nominations closed	12 noon Wednesday 2 October
Nominations announced & draw for ballot paper positions	12 noon Thursday 3 October
Ballot material delivered to electors	15–18 October
Polling period	15–29 October
Close of poll	10 am Tuesday 29 October

Casual vacancies

Casual vacancies are filled by recount where possible, unless the vacancy occurs within 6 months of a forthcoming election. Only unelected candidates from the relevant election may contest a recount. A candidate elected at a recount serves until the next council election. If a recount is not possible, a by-election is held—with the candidate elected to serve for the remainder of the term of office of the original councillor.

Elector polls

A council may hold an elector poll on any issue it determines. It may also be required to hold an elector poll following petitions from electors in accordance with Part 6 of the Act. A council is not bound by the result of an elector poll.

Electoral system

Voting in Tasmanian local government elections is not compulsory.

Elections for councillor positions are conducted using a system modelled on the Hare-Clark method of proportional representation used in Tasmanian House of Assembly elections.

Mayoral and deputy mayoral elections use a preferential system similar to that used for Tasmanian Legislative Council and Federal House of Representatives elections.

Report on the 2002 Central Coast Council Election

Elections were held for the positions of Mayor and Deputy Mayor for 2 year terms, and 6 Councillors for 4 year terms.

15 180 Central Coast electors were enrolled for the 2002 elections, comprising 15 074 (99.30%) from the State House of Assembly roll and 106 (0.70%) from the General Manager's roll.

60.83% of Central Coast electors returned their ballot papers in comparison with 57.48% statewide.

Candidates at the 2002 elections

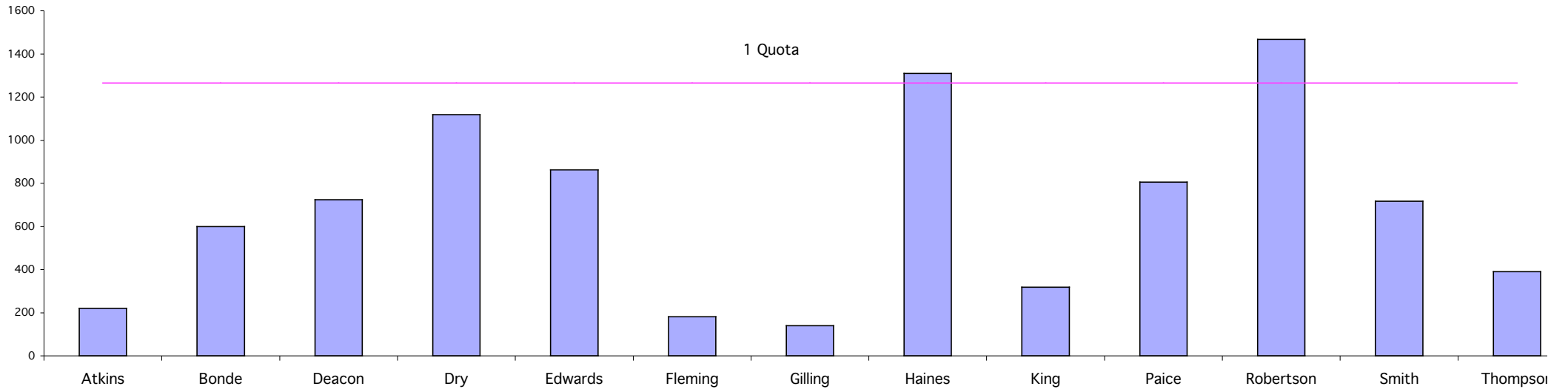
Mayor		Councillors	
COOPER, Rodney	West Ulverstone	ATKINS, Geoff	Ulverstone
★ DOWNIE, Mike*	Riana	BONDE, Lionel	Turners Beach
PAICE, Jon	Ulverstone	★ DEACON, John	Ulverstone
		★ DRY, David*	Ulverstone
		★ EDWARDS, Jan*	Ulverstone
		FLEMING, Kerrie	Preston
		GILLING, Lesley	North Motton
Deputy Mayor		★ HAINES, Ken*	Ulverstone
EDWARDS, Jan	Ulverstone	KING, Wayne	Ulverstone
HAINES, Ken	Ulverstone	PAICE, Jon	Ulverstone
MARSHALL, Beryl	Ulverstone	★ ROBERTSON, Brian*	West Ulverstone
★ ROBERTSON, Brian*	West Ulverstone	★ SMITH, Julie*	Ulverstone
		THOMPSON, Gavin	Ulverstone

★ denotes elected candidate
* denotes seeking re-election

Central Coast Councillors following the 2002 elections

Mayor	12 Councillors	
<i>term ends 2004</i>	<i>term ends 2006</i>	<i>term ends 2004</i>
DOWNIE Mike	ROBERTSON Brian	DOWNIE Mike
Deputy Mayor	HAINES Ken	COOPER Rodney
<i>term ends 2004</i>	DRY David	VANDERFEEN Andrew
ROBERTSON Brian	EDWARDS Jan	BARKER Warren
	DEACON John	MARSHALL Beryl
	SMITH Julie	McKENNA Terry

Central Coast Council 2002 First Preferences



Central Coast Council

Polling closed at 10am 29 October 2002

Number to be elected: 6

Returning Officer: Mr Julian Type

Electors enrolled: 15180

Declarations returned: 9234

Response: 60.83%

Declarations rejected: 170

Declarations admitted: 9064

Rejection rate: 1.84%

Ballot paper adjustment: 2

Total ballot papers: 9062

Formal Votes: 8854

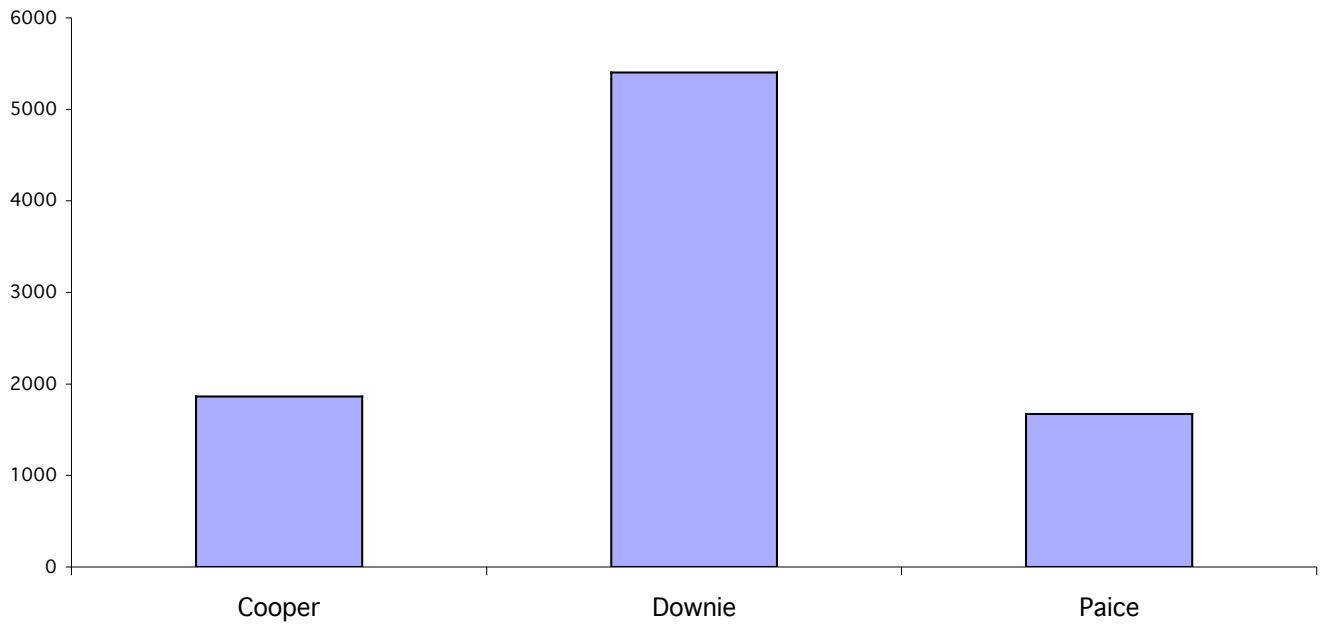
Informal ballot papers: 208

Informality rate: 2.30%

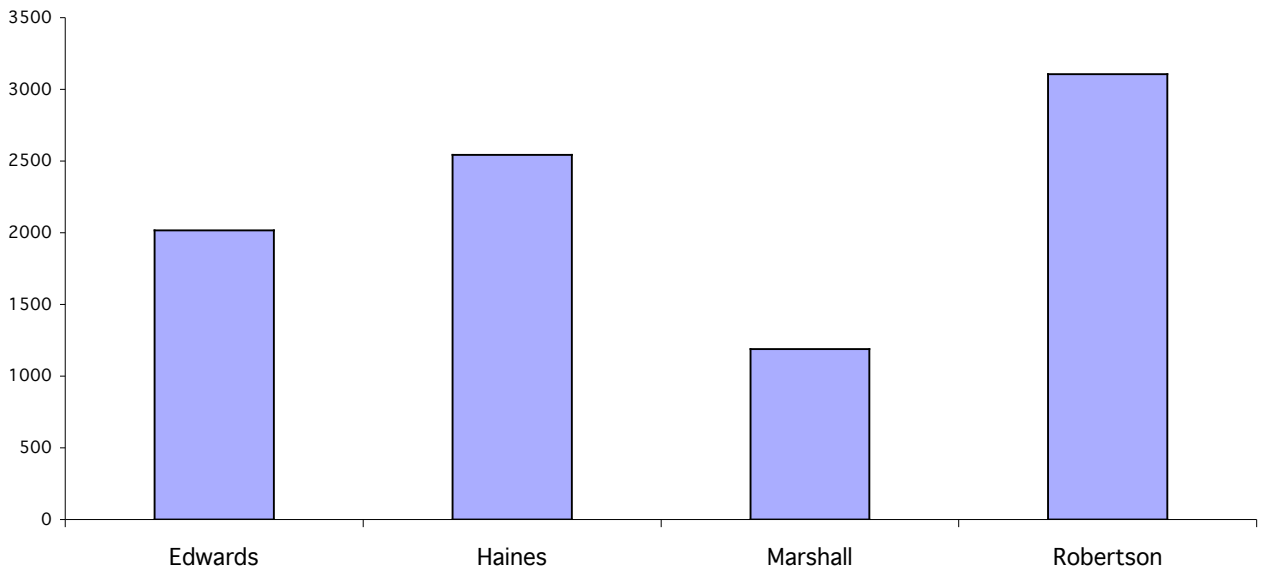
Quota= 1265

		Candidates												Exhausted	Loss (Gain) by fraction	Total Votes	Remarks	
		Atkins	Bonde	Deacon	Dry	Edwards	Fleming	Gilling	Haines	King	Palce	Robertson	Smith					Thompson
Count 1	Total	220.00	600.00	724.00	1118.00	862.00	182.00	140.00	1310.00	318.00	805.00	1467.00	717.00	391.00	0.00	0.00	8854	ROBERTSON elected 1, HAINES elected 2
Count 2	Votes transferred	4.68	21.20	21.48	33.18	34.42	3.30	4.81		12.39	21.75	-202.00	31.53	13.21	0.00	0.05		ROBERTSON's surplus distributed
Count 3	Progress totals	224.68	621.20	745.48	1151.18	896.42	185.30	144.81	1310.00	330.39	826.75	1265.00	748.53	404.21	0.00	0.05	8854	
	Votes transferred	1.33	5.73	5.80	9.41	5.53	1.13	0.96	-45.00	2.57	3.67		5.35	3.46	0.00	0.06		HAINES' surplus distributed
Count 4 to 6	Progress totals	226.01	626.93	751.28	1160.59	901.95	186.43	145.77	1265.00	332.96	830.42	1265.00	753.88	407.67	0.00	0.11	8854	GILLING excluded
	Votes transferred	5.16	12.51	21.41	13.47	14.54	27.78	-145.77		7.19	8.68		18.78	16.16	0.00	0.09		GILLING's votes distributed
Count 7 to 9	Progress totals	231.17	639.44	772.69	1174.06	916.49	214.21	0.00	1265.00	340.15	839.10	1265.00	772.66	423.83	0.00	0.20	8854	GILLING fully excluded, FLEMING excluded
	Votes transferred	13.27	17.44	29.68	33.92	32.85	-214.21			15.40	17.33		43.82	10.44	0.00	0.06		FLEMING's votes distributed
Count 10 to 12	Progress totals	244.44	656.88	802.37	1207.98	949.34	0.00		1265.00	355.55	856.43	1265.00	816.48	434.27	0.00	0.26	8854	FLEMING fully excluded, ATKINS excluded
	Votes transferred	-244.44	39.09	34.30	41.40	30.71				17.65	18.54		29.95	32.74	0.00	0.06		ATKINS' votes distributed
Count 13	Progress totals	0.00	695.97	836.67	1249.38	980.05			1265.00	373.20	874.97	1265.00	846.43	467.01	0.00	0.32	8854	ATKINS fully excluded, KING excluded
	Votes transferred		51.00	87.00	53.00	51.00				-357.00	27.00		57.00	31.00	0.00	0.00		KING's votes distributed
Count 14 to 15	Progress totals		746.97	923.67	1302.38	1031.05			1265.00	16.20	901.97	1265.00	903.43	498.01	0.00	0.32	8854	DRY elected 3 , KING partially excluded
	Votes transferred		3.60	3.74		3.19				-16.20	1.85		2.02	1.78	0.00	0.02		KING's votes distributed
Count 16	Progress totals		750.57	927.41	1302.38	1034.24			1265.00	0.00	903.82	1265.00	905.45	499.79	0.00	0.34	8854	KING fully excluded
	Votes transferred		9.87	11.28	-37.38	5.64					1.41		2.82	5.64	0.70	0.02		DRY's surplus distributed
Count 17 to 20	Progress totals		760.44	938.69	1265.00	1039.88			1265.00		905.23	1265.00	908.27	505.43	0.70	0.36	8854	THOMPSON excluded
	Votes transferred		126.81	100.39		100.89					79.37		88.99	-505.43	9.00	-0.02		THOMPSON's votes distributed
Count 21	Progress totals		887.25	1039.08	1265.00	1140.77			1265.00		984.60	1265.00	997.26	0.00	9.70	0.34	8854	THOMPSON fully excluded, BONDE excluded
	Votes transferred		-835.00	243.00		206.00					152.00		211.00		23.00	0.00		BONDE's votes distributed
Count 22 to 24	Progress totals		52.25	1282.08	1265.00	1346.77			1265.00		1136.60	1265.00	1208.26		32.70	0.34	8854	EDWARDS elected 4, DEACON elected 5 , BONDE partially excluded
	Votes transferred		-52.25								20.46		25.50		6.32	-0.03		BONDE's votes distributed
Count 25	Progress totals		0.00	1282.08	1265.00	1346.77			1265.00		1157.06	1265.00	1233.76		39.02	0.31	8854	BONDE fully excluded
	Votes transferred					-81.77					26.59		43.26		11.90	0.02		EDWARDS' surplus distributed
Count 26	Progress totals			1282.08	1265.00	1265.00			1265.00		1183.65	1265.00	1277.02		50.92	0.33	8854	SMITH elected 6

Central Coast Mayor 2002 First Preferences



Central Coast Deputy Mayor 2002 First Preferences



Central Coast Council

Polling closed at 10am 29th October 2002

Returning Officer: Mr Julian Type

Declarations admitted: 9064

Ballot paper adjustment: 4

Total ballot papers: 9060

Formal votes: 8941

Informal ballot papers: 119

Informality rate: 1.31%

Mayor

		Candidates				Exhausted Votes	Total Votes	Absolute Majority	Remarks
		Cooper	Downie	Paice					
Count 1	Total	1864	5403	1674	0	8941	4471	Downie elected	

Central Coast Council

Polling closed at 10am 29th October 2002

Returning Officer: Mr Julian Type

Declarations admitted: 9064

Ballot paper adjustment: 3

Total ballot papers: 9061

Formal votes: 8859

Informal ballot papers: 202

Informality rate: 2.23%

Deputy Mayor

		Candidates				Exhausted Votes	Total Votes	Absolute Majority	Remarks
		Edwards	Haines	Marshall	Robertson				
Count 1	Total	2018	2544	1190	3107		8859	4430	
Count 2	Votes transferred	466	290	-1190	289	145			Marshall excluded
	Progress totals	2484	2834	0	3396	145	8859	4357	
Count 3	Votes transferred	-2484	912		1286	286			Edwards excluded
	Progress totals	0	3746		4682	431	8859	4214	Robertson elected