



Huon Valley Council

2002 election report

Table of contents

- Local Government Elections in Tasmania
- Report on the 2002 Huon Valley Council Election
- List of Councillors following the 2002 elections
- Councillor results
- Mayor and Deputy Mayor results
- By-election result
- Recount results

Local Government Elections in Tasmania

Every second (even) year elections are held in all 29 councils for the positions of mayor and deputy mayor and half the councillor positions. Where required, by-elections are held concurrently for vacancies that have occurred since the last elections.

The Tasmanian Electoral Office (TEO) supervises the conduct of elections in accordance with the *Local Government Act 1993*. Elections by postal ballot have been held in 1994, 1996, 1999 (deferred from 1998), 2000 and 2002, with the next elections due in October 2004.

Since 2000 mayors and deputy mayors are elected directly by the electors in each municipal area.

Candidate information booklets and complete election results for the state are available from the TEO and are posted on the TEO website www.electoral.tas.gov.au.

2002 Election timetable

Notice of election published	Saturday 14 September
Electoral rolls closed	6 pm Thursday 19 September
Nomination period	23 September— 12 noon on 2 October
Nominations closed	12 noon Wednesday 2 October
Nominations announced & draw for ballot paper positions	12 noon Thursday 3 October
Ballot material delivered to electors	15–18 October
Polling period	15–29 October
Close of poll	10 am Tuesday 29 October

Casual vacancies

Casual vacancies are filled by recount where possible, unless the vacancy occurs within 6 months of a forthcoming election. Only unelected candidates from the relevant election may contest a recount. A candidate elected at a recount serves until the next council election. If a recount is not possible, a by-election is held—with the candidate elected to serve for the remainder of the term of office of the original councillor.

Elector polls

A council may hold an elector poll on any issue it determines. It may also be required to hold an elector poll following petitions from electors in accordance with Part 6 of the Act. A council is not bound by the result of an elector poll.

Electoral system

Voting in Tasmanian local government elections is not compulsory.

Elections for councillor positions are conducted using a system modelled on the Hare-Clark method of proportional representation used in Tasmanian House of Assembly elections.

Mayoral and deputy mayoral elections use a preferential system similar to that used for Tasmanian Legislative Council and Federal House of Representatives elections.

Report on the 2002 Huon Valley Council Election

Elections were held for the positions of Mayor and Deputy Mayor for 2 year terms, 4 Councillors for 4 year terms, and one by-election for a Councillor for a 2 year term. 9 833 Huon Valley electors were enrolled for the 2002 elections, comprising 9 244 (94.01%) from the State House of Assembly roll and 589 (5.99%) from the General Manager's roll. 68.89% of Huon Valley electors returned their ballot papers in comparison with 57.48% statewide.

By-Election

A by-election was held between the 2000 and 2002 elections following the death of Mayor, Councillor Greg Norris on 30 May 2001. The ballot closed at 10 am Tuesday 24 July 2001. Two candidates contested the mayoral by-election and eleven candidates contested the councillor by-election. Full details are provided on the back page.

Recount

One recount was held between the 2000 and 2002 elections. Councillor Mary O'Doherty resigned from the Huon Valley Council on 12 March 2002. Six unelected candidates from the 2000 Huon Valley election consented to contest the recount. The recount took place at noon Wednesday 27 March 2002. Full details are provided on the back page.

Candidates at the 2002 elections

Mayor		Councillors	
★ ARMSTRONG, Robert*	Cygnat	★ ARMSTRONG, Robert*	Cygnat
HARVEY-LATHAM, Rod	Huonville	ARMSTRONG, Sandie	Glen Huon
		★ DOYLE, Gary	Dover
		DRIESEN, Peter	Huonville
		ELLIS, Miles	Middleton
		FROST, Colleen	Verona Sands
		HARVEY-LATHAM, Rod*	Huonville
		★ HERON, Bruce*	Grove
		HIGGINS, Michael	Lucaston
		MERDIVENCI, Nyal	Geeveston
		★ PAUL, Ian	Judbury
		POWELL, Bert	Cygnat
		SEABOURNE, Suzette	Dover
		★ SMITH, Liz	Cygnat
		THOMSON, Gregory	Castle Forbes Bay
		VELNAAR, Gerard	Glaziers Bay
		WOOLLEY, Mathew	Huonville

★ denotes elected candidate
* denotes seeking re-election

Huon Valley Councillors following the 2002 elections

Mayor	9 Councillors	
<i>term ends 2004</i>	<i>term ends 2006</i>	<i>term ends 2004</i>
ARMSTRONG Robert	ARMSTRONG Robert	WILSON Mike
	SMITH Liz	McKIBBEN Scott
Deputy Mayor	DOYLE Gary	DILLON Laurie
<i>term ends 2004</i>	PAUL Ian	COAD Peter
DILLON Laurie		HERON Bruce

Huon Valley Council

Polling closed at 10am 29th October 2002

Number to be elected: 5

Returning Officer: Mrs Sally Ridgeway

Electors enrolled: 9833

Declarations returned: 6774

Response: 68.89%

		Candidates										
		Armstrong R	Armstrong S	Doyle	Driessen	Ellis	Frost	Harvey-Latham	Heron	Higgins	Merdivenci	Paul
Count 1	Total	2269.00	115.00	363.00	175.00	56.00	292.00	508.00	347.00	110.00	303.00	527.00
Count 2	Votes Transferred	-1168.00	21.62	211.56	85.96	4.11	183.25	101.92	203.84	4.63	69.49	118.91
	Progress totals	1101.00	136.62	574.56	260.96	60.11	475.25	609.92	550.84	114.63	372.49	645.91
Count 3 to 4	Votes Transferred		3.00	4.02	3.00	-60.11	1.00	0.51	2.51	14.54	2.00	2.00
	Progress totals	1101.00	139.62	578.58	263.96	0.00	476.25	610.43	553.35	129.17	374.49	647.91
Count 5 to 6	Votes Transferred		2.00	0.00	0.00		4.00	3.51	1.02	2.00	2.51	3.00
	Progress totals	1101.00	141.62	578.58	263.96		480.25	613.94	554.37	131.17	377.00	650.91
Count 7 to 8	Votes Transferred		8.00	2.00	4.51		1.54	9.02	5.02	9.02	5.02	8.02
	Progress totals	1101.00	149.62	580.58	268.47		481.79	622.96	559.39	140.19	382.02	658.93
Count 9	Votes Transferred		1.00	3.00	2.00		1.00	3.00	2.00	-133.00	4.00	5.00
	Progress totals	1101.00	150.62	583.58	270.47		482.79	625.96	561.39	7.19	386.02	663.93
Count 10	Votes Transferred		0.51	2.05	1.02		0.00	0.00	0.00	-7.19	1.02	0.00
	Progress totals	1101.00	151.13	585.63	271.49		482.79	625.96	561.39	0.00	387.04	663.93
Count 11	Votes Transferred		0.07	0.00	0.03		0.03	0.18	0.03		0.18	0.00
	Progress totals	1101.00	151.20	585.63	271.52		482.82	626.14	561.42		387.22	663.93
Count 12 to 14	Votes Transferred		-151.20	19.57	8.08		16.51	19.54	14.57		14.57	26.57
	Progress totals	1101.00	0.00	605.20	279.60		499.33	645.68	575.99		401.79	690.50
Count 15 to 17	Votes Transferred			12.20	13.57		62.73	14.08	15.26		8.11	15.75
	Progress totals	1101.00		617.40	293.17		562.06	659.76	591.25		409.90	706.25
Count 18 to 20	Votes Transferred			10.16	19.09		16.86	72.44	11.69		20.75	20.22
	Progress totals	1101.00		627.56	312.26		578.92	732.20	602.94		430.65	726.47
Count 21 to 23	Votes Transferred			49.96	-312.26		21.75	31.20	92.28		21.20	68.10
	Progress totals	1101.00		677.52	0.00		600.67	763.40	695.22		451.85	794.57
Count 24 to 26	Votes Transferred			144.62			50.06	25.60	47.86		43.44	43.86
	Progress totals	1101.00		822.14			650.73	789.00	743.08		495.29	838.43
Count 27 to 29	Votes Transferred			192.10			39.48	52.69	87.23		-495.29	94.01
	Progress totals	1101.00		1014.24			690.21	841.69	830.31		0.00	932.44
Count 30	Votes Transferred			108.00			-439.00	82.00	120.00			96.00
	Progress totals	1101.00		1122.24			251.21	923.69	950.31			1028.44
Count 31	Votes Transferred						-250.65	28.82	117.36			79.78
	Progress totals	1101.00		1122.24			0.56	952.51	1067.67			1108.22
Count 32	Votes Transferred						-0.56	0.18	0.32			
	Progress totals	1101.00		1122.24			0.00	952.69	1067.99			1108.22
Count 33	Votes Transferred			-21.24				5.11	12.58			
Count 34	Progress totals	1101.00		1101.00				957.80	1080.57			1108.22

Declarations rejected: 70
 Declarations admitted: 6704
 Rejection rate: 1.03%

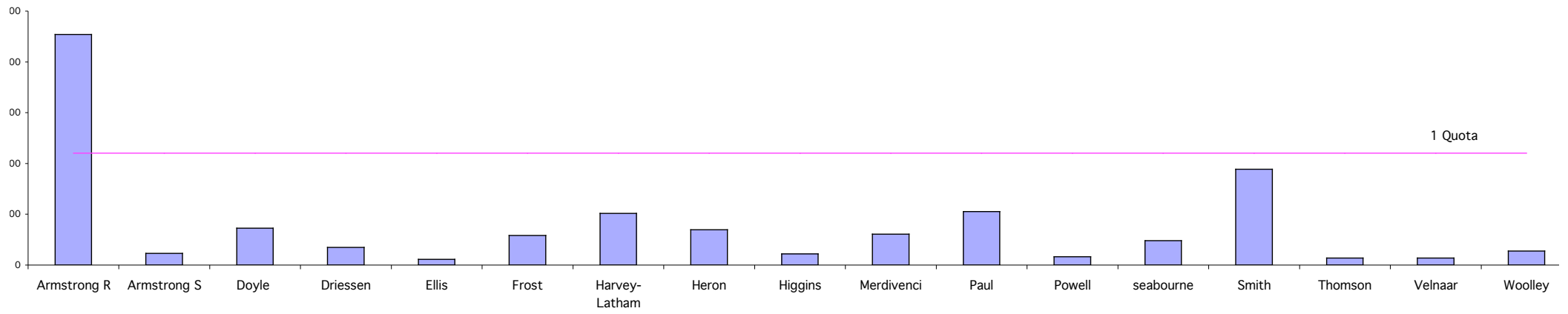
Ballot paper adjustment: 9
 Total ballot papers: 6695

Formal Votes: 6605
 Informal ballot papers: 90
 Informality rate: 1.34%

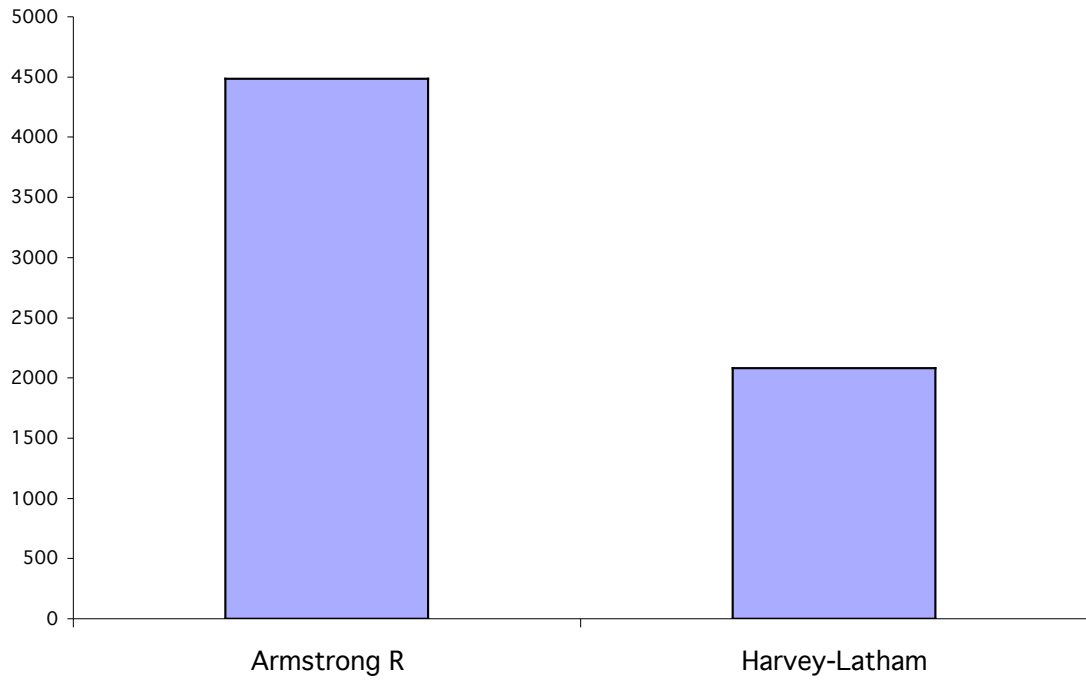
Quota= 1101

Candidates						Exhausted	Loss (Gain) by fraction	Total Votes	Remarks
Powell	Seabourne	Smith	Thomson	Velnaar	Woolley				
83.00	240.00	944.00	68.00	68.00	137.00	0.00	0.00	6605	ARMSTRONG elected 1
63.31	60.22	15.44	7.20	5.66	10.81	0.00	0.07		ARMSTRONG's surplus distributed
146.31	300.22	959.44	75.20	73.66	147.81	0.00	0.07	6605	ELLIS excluded
1.00	2.00	9.00	1.51	3.00	11.00	0.00	0.02		ELLIS's votes distributed
147.31	302.22	968.44	76.71	76.66	158.81	0.00	0.09	6605	ELLIS fully excluded, VELNAAR excluded
1.51	0.00	41.08	1.00	-76.66	15.00	0.00	0.03		VELNAAR's votes distributed
148.82	302.22	1009.52	77.71	0.00	173.81	0.00	0.12	6605	VELNAAR fully excluded, THOMSON, G. excluded
4.00	3.00	10.51	-77.71		8.00	0.00	0.05		THOMSON, G.'s votes distributed
152.82	305.22	1020.03	0.00		181.81	0.00	0.17	6605	THOMSON, G. fully excluded, HIGGINS excluded
3.00	1.00	84.00			24.00	0.00	0.00		HIGGINS's votes distributed
155.82	306.22	1104.03			205.81	0.00	0.17	6605	SMITH elected 2, HIGGINS partially excluded
0.51	0.51				1.54	0.00	0.03		HIGGINS's votes distributed
156.33	306.73	1104.03			207.35	0.00	0.20	6605	HIGGINS fully excluded
0.07	0.00	-3.03			2.41	0.00	0.03		SMITH's surplus distributed
156.40	306.73	1101.00			209.76	0.00	0.23	6605	ARMSTRONG, S. excluded
4.54	6.60				20.57	0.03	0.05		ARMSTRONG, S.'s votes distributed
160.94	313.33	1101.00			230.33	0.03	0.28	6605	ARMSTRONG, S. fully excluded, POWELL excluded
-160.94	9.11				10.09	0.00	0.04		POWELL's votes distributed
0.00	322.44	1101.00			240.42	0.03	0.32	6605	POWELL fully excluded, WOOLLEY excluded
	14.78				-240.42	54.36	0.07		WOOLLEY's votes distributed
	337.22	1101.00			0.00	54.39	0.39	6605	WOOLLEY fully excluded, DRIESSEN excluded
	23.78					4.00	-0.01		DRIESSEN's votes distributed
	361.00	1101.00				58.39	0.38	6605	DRIESSEN fully excluded, SEABOURNE excluded
	-361.00					5.54	0.02		SEABOURNE's votes distributed
	0.00	1101.00				63.93	0.40	6605	SEABOURNE fully excluded, MERDIVENCI excluded
						29.81	-0.03		MERDIVENCI's votes distributed
		1101.00				93.74	0.37	6605	MERDIVENCI fully excluded, FROST excluded
						33.00	0.00		FROST's votes distributed
		1101.00				126.74	0.37	6605	DOYLE elected 3, FROST partially excluded
						24.70	-0.01		FROST's votes distributed
		1101.00				151.44	0.36	6605	PAUL elected 4, FROST partially excluded
						0.07	-0.01		FROST's votes distributed
		1101.00				151.51	0.35	6605	FROST fully excluded
						3.53	0.02		DOYLE's surplus distributed
		1101.00				155.04	0.37	6605	HERON elected 5

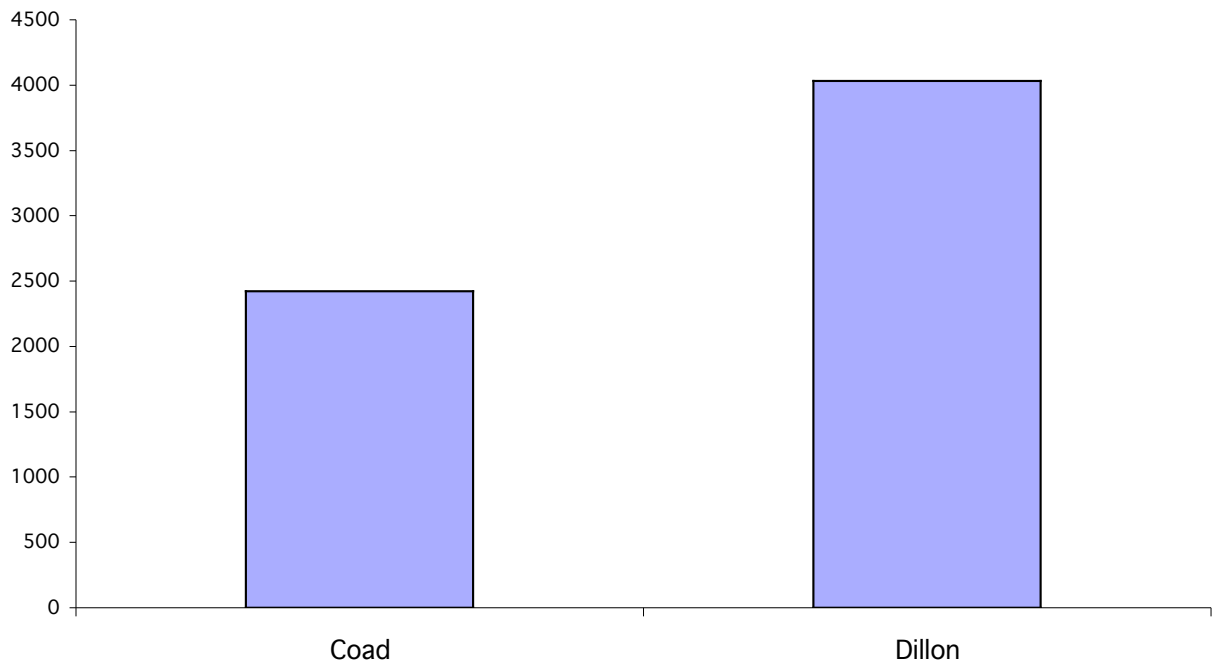
Huon Valley Councillor 2002 First Preferences



Huon Valley Mayor 2002 First Preferences



Huon Valley Deputy Mayor 2002 First Preferences



Huon Valley Council

Polling closed at 10am 29th October 2002

Returning Officer: Mrs Sally Ridgeway

Declarations admitted: 6704

Ballot paper adjustment: 9

Total ballot papers: 6695

Formal votes: 6568

Informal ballot papers: 127

Informality rate: 1.90%

Mayor

		Candidates		Exhausted Votes	Total Votes	Absolute Majority	Remarks
		Armstrong R	Harvey-Latham				
Count 1	Total	4487	2081	0	6568	3285	Armstrong elected

Huon Valley Council

Polling closed at 10am 29th October 2002

Returning Officer: Mrs Sally Ridgeway

Declarations admitted: 6704

Ballot paper adjustment: 10

Total ballot papers: 6694

Formal votes: 6454

Informal ballot papers: 240

Informality rate: 3.59%

Deputy Mayor

		Candidates		Exhausted Votes	Total Votes	Absolute Majority	Remarks
		Coad	Dillon				
Count 1	Total	2421	4033	0	6454	3228	Dillon elected

Huon Valley Council - By-election for Councillor

By-election due to the death of Councillor Greg Norris
24 July 2001

Polling closed at 10am Tuesday 24 July 2001

Electors enrolled: 9478

Declarations Rejected: 35

Adjustment: 3

Formal votes: 5895

Number to be elected: 1

Declarations Returned: 6027

Declarations Admitted: 5992

Total Ballot Papers: 5989

Informal ballot papers: 94

Returning Officer: Mr Bob Batchelor

Response rate: 63.5%

Rejection rate: 0.58%

Informality rate: 1.59%

		CANDIDATES											Exhausted Votes	Total Votes	Absolute Majority	Remarks
		DOYLE	FRASER	GLASS	PITT	POWELL	SMITH	STORAN	TURNER	WALKER	WILSON	YOUNG				
Count1	Primary Votes	538	144	611	741	108	251	444	163	189	1523	1203		5915	2958	Primaries
Count2	Votes transferred	3	1	2	7	-108	12	31	3	6	13	12	18			Powell excluded
	Progress total	541	145	613	748	0	263	475	166	195	1536	1215	18	5915	2949	
Count 3	Votes transferred	7	-145	10	5		52	2	7	8	11	32	11			Fraser excluded
	Progress total	548	0	623	753		315	477	173	203	1547	1247	29	5915	2944	
Count 4	Votes transferred	17		4	9		31	28	-173	16	20	28	20			Turner excluded
	Progress total	565		627	762		346	505	0	219	1567	1275	49	5915	2934	
Count 5	Votes transferred	35		13	37		27	17		-219	33	35	22			Walker excluded
	Progress total	600		640	799		373	522		0	1600	1310	71	5915	2923	
Count 6	Votes transferred	58		12	40		-373	31			32	160	40			Smith excluded
	Progress total	658		652	839		0	553			1632	1470	111	5915	2903	
Count 7	Votes transferred	96		31	108			-553			187	61	70			Storan excluded
	Progress total	754		683	947			0			1819	1531	181	5915	2868	
Count 8	Votes transferred	325		-683	63						221	30	44			Glass excluded
	Progress total	1079		0	1010						2040	1561	225	5915	2846	
Count 9	Votes transferred	321			-1010						419	155	115			Pitt excluded
	Progress total	1400			0						2459	1716	340	5915	2788	
Count 10	Votes transferred	-1400									875	424	101			Doyle excluded
	Progress total	0									3334	2140	441	5915	2738	WILSON ELECTED

Huon Valley Council - By-election for Mayor

By-election due to the death of Mayor Greg Norris 24 July 2001

Electors enrolled: 9478	Declarations Rejected: 35	Adjustment: 3	Formal votes: 5895
Declarations Returned: 6027	Declarations Admitted: 5992	Total Ballot Papers: 5989	Informal ballot papers: 94
Response rate: 63.5%	Rejection rate: 0.58%		Informality rate: 1.59%

		CANDIDATES			Exhausted Votes	Total Votes	Absolute Majority	Remarks
		ARMSTRONG	COAD	HARVEY-LATHAM				
Count 1	Primary Votes	3257	1954	684		5895	2948	Armstrong Elected

Huon Valley Council - recount for Councillor

Recount due to the resignation of Councillor Mary O'Doherty 27 March 2002

Ballot papers multiplied by 100

		CANDIDATES						Exhausted Votes	Lost by fraction	Total Votes	Absolute majority	Remarks
		BURGESS	BURLING	STORAN	TURNER	WALKER	WATSON					
Counts 1 to 3	Total	244.90	643.32	29.34	22.17	72.25	12.00	7.00	0.02	1031		Distribution of O'Doherty BURLING ELECTED