



Meander Valley Council 2002 election report

Table of contents

- Local Government Elections in Tasmania
- Report on the 2002 Meander Valley Council Election
- List of Councillors following the 2002 elections
- Councillor results
- Mayor and Deputy Mayor results

Local Government Elections in Tasmania

Every second (even) year elections are held in all 29 councils for the positions of mayor and deputy mayor and half the councillor positions. Where required, by-elections are held concurrently for vacancies that have occurred since the last elections.

The Tasmanian Electoral Office (TEO) supervises the conduct of elections in accordance with the *Local Government Act 1993*. Elections by postal ballot have been held in 1994, 1996, 1999 (deferred from 1998), 2000 and 2002, with the next elections due in October 2004.

Since 2000 mayors and deputy mayors are elected directly by the electors in each municipal area.

Candidate information booklets and complete election results for the state are available from the TEO and are posted on the TEO website www.electoral.tas.gov.au.

2002 Election timetable

Notice of election published	Saturday 14 September
Electoral rolls closed	6 pm Thursday 19 September
Nomination period	23 September— 12 noon on 2 October
Nominations closed	12 noon Wednesday 2 October
Nominations announced & draw for ballot paper positions	12 noon Thursday 3 October
Ballot material delivered to electors	15–18 October
Polling period	15–29 October
Close of poll	10 am Tuesday 29 October

Casual vacancies

Casual vacancies are filled by recount where possible, unless the vacancy occurs within 6 months of a forthcoming election. Only unelected candidates from the relevant election may contest a recount. A candidate elected at a recount serves until the next council election. If a recount is not possible, a by-election is held—with the candidate elected to serve for the remainder of the term of office of the original councillor.

Elector polls

A council may hold an elector poll on any issue it determines. It may also be required to hold an elector poll following petitions from electors in accordance with Part 6 of the Act. A council is not bound by the result of an elector poll.

Electoral system

Voting in Tasmanian local government elections is not compulsory.

Elections for councillor positions are conducted using a system modelled on the Hare-Clark method of proportional representation used in Tasmanian House of Assembly elections.

Mayoral and deputy mayoral elections use a preferential system similar to that used for Tasmanian Legislative Council and Federal House of Representatives elections.

Report on the 2002 Meander Valley Council Election

Elections were held for the positions of Mayor and Deputy Mayor for 2 year terms, 4 Councillors for 4 year terms and one by-election for a Councillor for a 2 year term.

12 791 Meander Valley electors were enrolled for the 2002 elections, comprising 12 658 (98.96%) from the State House of Assembly roll and 133 (1.04%) from the General Manager's roll.

59.92% of Meander Valley electors returned their ballot papers in comparison with 57.48% statewide.

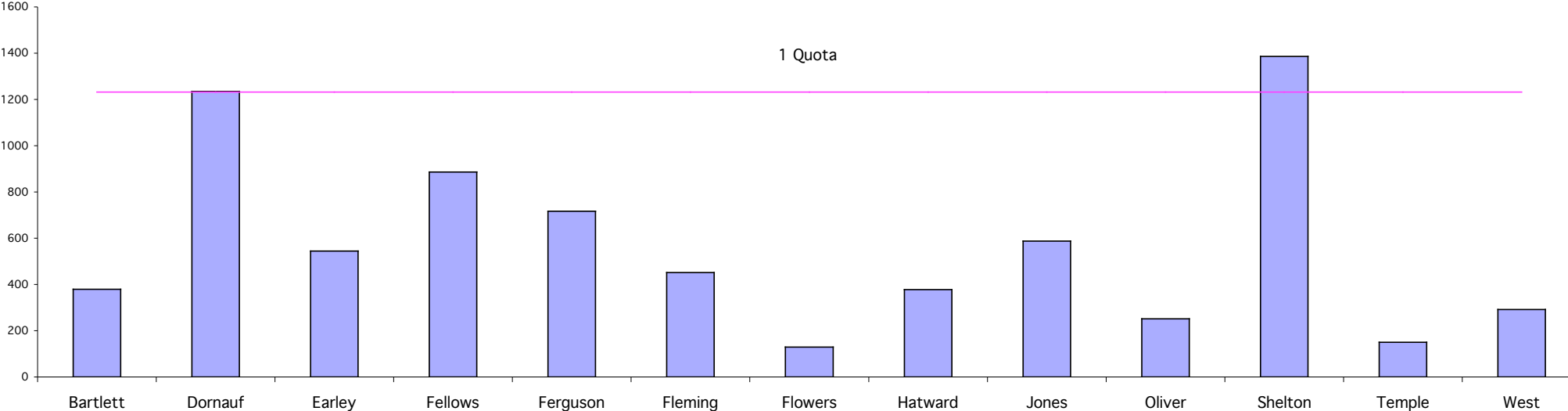
Candidates at the 2002 elections

Mayor		Councillors	
DORNAUF, Jenny	Moltema	BARTLETT, Sylvia	Deloraine
RICHARDSON, Bob	Westbury	★ DORNAUF, Jenny*	Moltema
★ SHELTON, Mark	Bracknell	EARLEY, Bill	Deloraine
		★ FELLOWS, Geoff	Westbury
		★ FERGUSON, Michael	Blackstone Heights
		FLEMING, Peter	Hadspen
		FLOWERS, Ron	Elizabeth Town
		HAYWARD, Lynn	Weegenia
		★ JONES, Lester	Deloraine
		OLIVER, Andy	Westbury
		★ SHELTON, Mark*	Bracknell
		TEMPLE, John	Hadspen
		WEST, Syd	Westbury
Deputy Mayor			
★ JOHNSTONE, Ray*	Prospect Vale		
WEST, Syd	Westbury		
★ denotes elected candidate			
* denotes seeking re-election			

Meander Valley Councillors following the 2002 elections

Mayor	9 Councillors	
<i>term ends 2004</i>	<i>term ends 2006</i>	<i>term ends 2004</i>
SHELTON Mark	SHELTON Mark	LOONE Bob
Deputy Mayor	DORNAUF Jenny	FROST Pat
<i>term ends 2004</i>	FELLOWS Geoff	JOHNSTONE Ray
JOHNSTONE Ray	FERGUSON Michael	RICHARDSON Bob
		JONES Lester

Meander Valley Councillor 2002 First Preferences



Meander Valley Council

Polling closed at 10am 29 October 2002

Number to be elected: 5

Returning Officer: Mr Davin Foulkes

Electors enrolled: 12791

Declarations returned: 7665

Response: 59.92%

Declarations rejected: 129

Declarations admitted: 7536

Rejection rate: 1.68%

Ballot paper adjustment: 4

Total ballot papers: 7532

Formal Votes: 7387

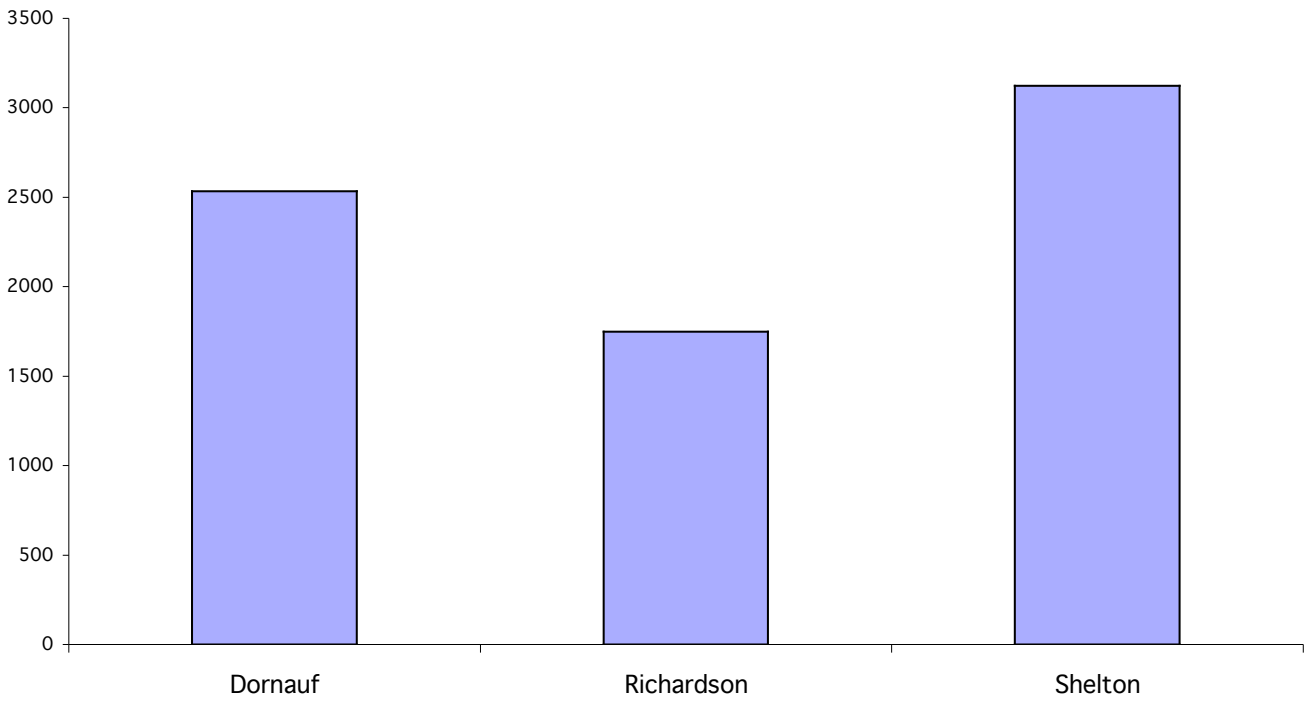
Informal ballot papers: 145

Informality rate: 1.93%

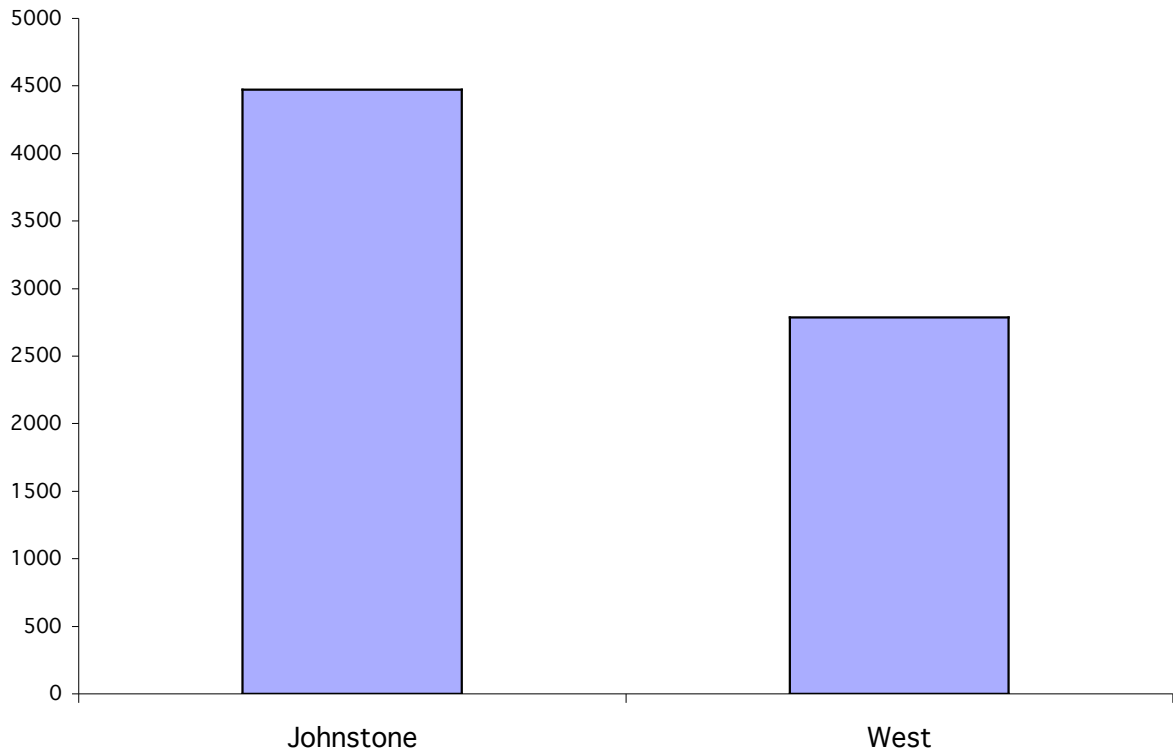
Quota= 1232

		Candidates												Exhausted	Loss (Gain) by fraction	Total Votes	Remarks	
		Bartlett	Dornauf	Earley	Fellows	Ferguson	Fleming	Flowers	Hayward	Jones	Oliver	Shelton	Temple	West				
Count 1	Total	379.00	1235.00	545.00	886.00	717.00	452.00	129.00	378.00	588.00	251.00	1386.00	150.00	291.00	0.00	0.00	7387	Shelton elected 1, Dornauf elected 2
Count 2	Votes transferred	10.66		26.66	29.44	18.88	8.99	4.22	5.99	8.88	11.44	-154.00	5.33	23.44	0.00	0.07		Shelton's surplus distributed
Count 3	Progress totals	389.66	1235.00	571.66	915.44	735.88	460.99	133.22	383.99	596.88	262.44	1232.00	155.33	314.44	0.00	0.07	7387	
	Votes transferred	0.53	-3.00	0.54	0.36	0.26	0.07	0.09	0.18	0.36	0.17		0.08	0.31	0.00	0.05		Dornauf's surplus distributed
Count 4 to 6	Progress totals	390.19	1232.00	572.20	915.80	736.14	461.06	133.31	384.17	597.24	262.61	1232.00	155.41	314.75	0.00	0.12	7387	Flowers excluded
	Votes transferred	14.12		25.34	19.99	4.11	10.56	-133.31	11.22	13.34	19.22		5.44	9.88	0.00	0.09		Flowers' votes distributed
Count 7 to 9	Progress totals	404.31	1232.00	597.54	935.79	740.25	471.62	0.00	395.39	610.58	281.83	1232.00	160.85	324.63	0.00	0.21	7387	Flowers fully excluded, Temple excluded
	Votes transferred	10.22		7.33	31.66	20.33	36.00		9.88	9.66	23.89		-160.85	11.78	0.00	0.10		Temple's votes distributed
Count 10 to 12	Progress totals	414.53	1232.00	604.87	967.45	760.58	507.62		405.27	620.24	305.72	1232.00	0.00	336.41	0.00	0.31	7387	Temple fully excluded, Oliver excluded
	Votes transferred	33.36		35.57	56.47	42.35	25.56		27.34	46.00	-305.72			39.01	0.00	0.06		Oliver's votes distributed
Count 13 to 15	Progress totals	447.89	1232.00	640.44	1023.92	802.93	533.18		432.61	666.24	0.00	1232.00		375.42	0.00	0.37	7387	Oliver fully excluded, West excluded
	Votes transferred	38.95		57.39	135.30	35.14	34.13		33.02	35.25				-375.42	6.22	0.02		West's votes distributed
Count 16 to 18	Progress totals	486.84	1232.00	697.83	1159.22	838.07	567.31		465.63	701.49		1232.00		0.00	6.22	0.39	7387	West fully excluded, Hayward excluded
	Votes transferred	102.24		29.23	37.45	69.46	40.68		-465.63	179.90					6.66	0.01		Hayward's votes distributed
Count 19	Progress totals	589.08	1232.00	727.06	1196.67	907.53	607.99		0.00	881.39		1232.00		12.88	0.40	7387	Hayward fully excluded, Bartlett excluded	
	Votes transferred	-571.00		202.00	94.00	62.00	43.00			152.00				18.00	0.00			Bartlett's votes distributed
Count 20 to 21	Progress totals	18.08	1232.00	929.06	1290.67	969.53	650.99			1033.39		1232.00		30.88	0.40	7387	Fellows elected 3 , Bartlett partially excluded	
	Votes transferred	-18.08		6.40		2.90	2.21			4.08				2.50	-0.01			Bartlett's votes distributed
Count 22	Progress totals	0.00	1232.00	935.46	1290.67	972.43	653.20			1037.47		1232.00		33.38	0.39	7387	Bartlett fully excluded	
	Votes transferred			19.97	-58.67	8.11	4.99			18.72				6.86	0.02			Fellows' surplus distributed
Count 23 to 25	Progress totals		1232.00	955.43	1232.00	980.54	658.19			1056.19		1232.00		40.24	0.41	7387	Fleming excluded	
	Votes transferred			159.75		252.31	-657.95			157.68				88.22	-0.01			Fleming's votes distributed
Count 26	Progress totals		1232.00	1115.18	1232.00	1232.85	0.24			1213.87		1232.00		128.46	0.40	7387	Ferguson elected 4 , Fleming partially excluded	
	Votes transferred			0.08			-0.24			0.14				0.03	-0.01			Fleming's votes distributed
Count 27	Progress totals		1232.00	1115.26	1232.00	1232.85	0.00			1214.01		1232.00		128.49	0.39	7387	Fleming fully excluded	
	Votes transferred			0.34		-0.85				0.22				0.27	0.02			Ferguson's surplus distributed
Count 28	Progress totals		1232.00	1115.60	1232.00	1232.00				1214.23		1232.00		128.76	0.41	7387	Earley excluded, Jones elected 5	

Meander Valley Mayor 2002 First Preferences



Meander Valley Deputy Mayor 2002 First Preferences



Meander Valley Council

Polling closed at 10am 29th October 2002

Returning Officer: Mr Davin Foulkes

Declarations admitted: 7536

Ballot paper adjustment: 4

Total ballot papers: 7532

Formal votes: 7407

Informal ballot papers: 125

Informality rate: 1.66%

Mayor

		Candidates			Exhausted Votes	Total Votes	Absolute Majority	Remarks
		Dornauf	Richardson	Shelton				
Count 1	Total	2535	1750	3122	0	7407	3704	Richardson excluded
Count 2	Votes transferred	508	-1750	939	303			
Count 3	Progress total	3043	0	4061	303	7407	3553	Shelton elected

Meander Valley Council

Polling closed at 10am 29th October 2002

Returning Officer: Mr Davin Foulkes

Declarations admitted: 7536

Ballot paper adjustment: 4

Total ballot papers: 7532

Formal votes: 7259

Informal ballot papers: 273

Informality rate: 3.62%

Deputy Mayor

		Candidates		Exhausted Votes	Total Votes	Absolute Majority	Remarks
		Johnstone	West				
Count 1	Total	4472	2787	0	7259	3630	Johnstone elected