



Waratah- Wynyard Council

2002 election report

Table of contents

- Local Government Elections in Tasmania
- Report on the 2002 Waratah-Wynyard Council Election
- List of Councillors following the 2002 elections
- Councillor results
- Mayor and Deputy Mayor results
- Recount results

Local Government Elections in Tasmania

Every second (even) year elections are held in all 29 councils for the positions of mayor and deputy mayor and half the councillor positions. Where required, by-elections are held concurrently for vacancies that have occurred since the last elections.

The Tasmanian Electoral Office (TEO) supervises the conduct of elections in accordance with the *Local Government Act 1993*. Elections by postal ballot have been held in 1994, 1996, 1999 (deferred from 1998), 2000 and 2002, with the next elections due in October 2004.

Since 2000 mayors and deputy mayors are elected directly by the electors in each municipal area.

Candidate information booklets and complete election results for the state are available from the TEO and are posted on the TEO website www.electoral.tas.gov.au.

2002 Election timetable

Notice of election published	Saturday 14 September
Electoral rolls closed	6 pm Thursday 19 September
Nomination period	23 September— 12 noon on 2 October
Nominations closed	12 noon Wednesday 2 October
Nominations announced & draw for ballot paper positions	12 noon Thursday 3 October
Ballot material delivered to electors	15–18 October
Polling period	15–29 October
Close of poll	10 am Tuesday 29 October

Casual vacancies

Casual vacancies are filled by recount where possible, unless the vacancy occurs within 6 months of a forthcoming election. Only unelected candidates from the relevant election may contest a recount. A candidate elected at a recount serves until the next council election. If a recount is not possible, a by-election is held—with the candidate elected to serve for the remainder of the term of office of the original councillor.

Elector polls

A council may hold an elector poll on any issue it determines. It may also be required to hold an elector poll following petitions from electors in accordance with Part 6 of the Act. A council is not bound by the result of an elector poll.

Electoral system

Voting in Tasmanian local government elections is not compulsory.

Elections for councillor positions are conducted using a system modelled on the Hare-Clark method of proportional representation used in Tasmanian House of Assembly elections.

Mayoral and deputy mayoral elections use a preferential system similar to that used for Tasmanian Legislative Council and Federal House of Representatives elections.

Report on the 2002 Waratah-Wynyard Council Election

Elections were held for the positions of Mayor and Deputy Mayor for 2 year terms, 5 Councillors for 4 year terms, and one by-election for a Councillor for a 2 year term.

9 591 Waratah-Wynyard electors were enrolled for the 2002 elections, comprising 9 392 (97.93%) from the State House of Assembly roll and 199 (2.07%) from the General Manager's roll.

63.98% of Waratah-Wynyard electors returned their ballot papers in comparison with 57.48% statewide.

Recounts

Two recounts were held between the 2000 and 2002 elections.

Councillor Geoff Allen resigned from the Waratah-Wynyard Council on 13 October 2000. Three unelected candidates from the 1999 Waratah-Wynyard election consented to contest the recount. The recount took place at noon Wednesday 15 November 2000.

Councillor Andrew Beswick resigned on 23 January 2001. Two unelected candidates from the 1999 Waratah-Wynyard election consented to contest the recount. The recount took place at noon Friday 2 February 2001

Full details of both recounts are provided on the back page.

Candidates at the 2002 elections

Mayor

★ CHALK, Roger G*	Flowerdale
FENTON, Malcolm Ian*	Wynyard

Deputy Mayor

FAIRBROTHER, Darren	Boat Harbour
★ HYLAND, Kevin*	Calder
MOORE, David F	Somerset
RANSLEY, A Francis	Wynyard

Councillors

BLACKWELL, Jeremy	Wynyard
★ BRAMICH, Gary*	Wynyard
BRUNETTI, Bob	Somerset
★ CALVERT, Dorothy*	Somerset
★ CHALK, Roger G*	Flowerdale
DIBLEY, Colleen	Preolenna
★ FRIEDERSDORFF, Alwyn	Wynyard
★ HYLAND, Kevin*	Calder
PETERSEN, Kim	Calder
★ RANSLEY, A Francis	Wynyard
WALSH, Clay	Waratah

★ denotes elected candidate

* denotes seeking re-election

Waratah-Wynyard Councillors following the 2002 elections

Mayor

term ends 2004
CHALK Roger G

Deputy Mayor

term ends 2004
HYLAND Kevin

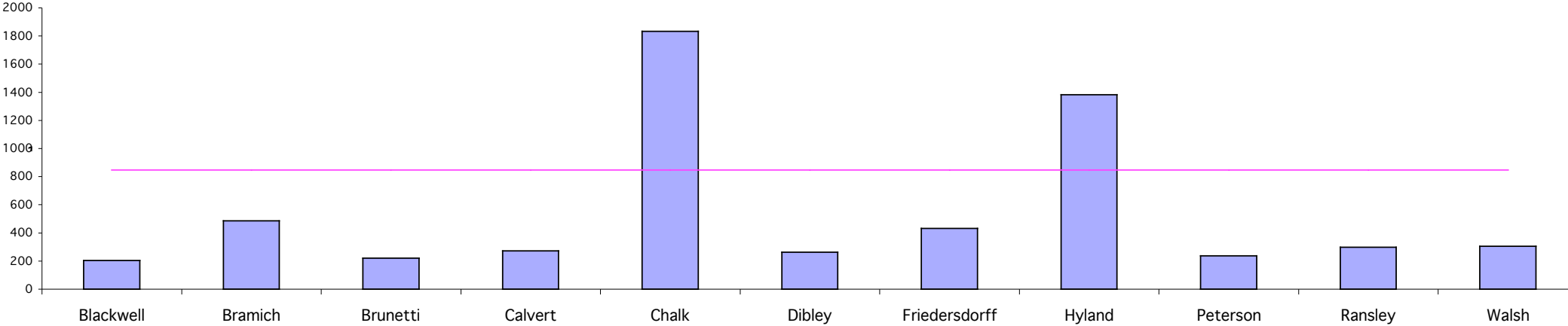
10 Councillors

term ends 2006
CHALK Roger G
HYLAND Kevin
BRAMICH Gary

FRIEDERSDORFF Alwyn
RANSLEY A Francis

term ends 2004
FENTON Malcolm Ian
MOORE David
FRENCH W A (Bill)
FAIRBROTHER Darren
CALVERT Dorothy

Waratah-Wynyard Councillor 2002 First Preferences



Waratah-Wynyard Council

Polling closed at 10am 29th October 2002

Number to be elected: 6

Returning Officer: Mr Julian Type

Electors enrolled: 9591

Declarations returned: 6136

Response: 63.98%

Declarations rejected: 103

Declarations admitted: 6033

Rejection rate: 1.68%

Ballot paper adjustment: 0

Total ballot papers: 6033

Formal Votes: 5934

Informal ballot papers: 99

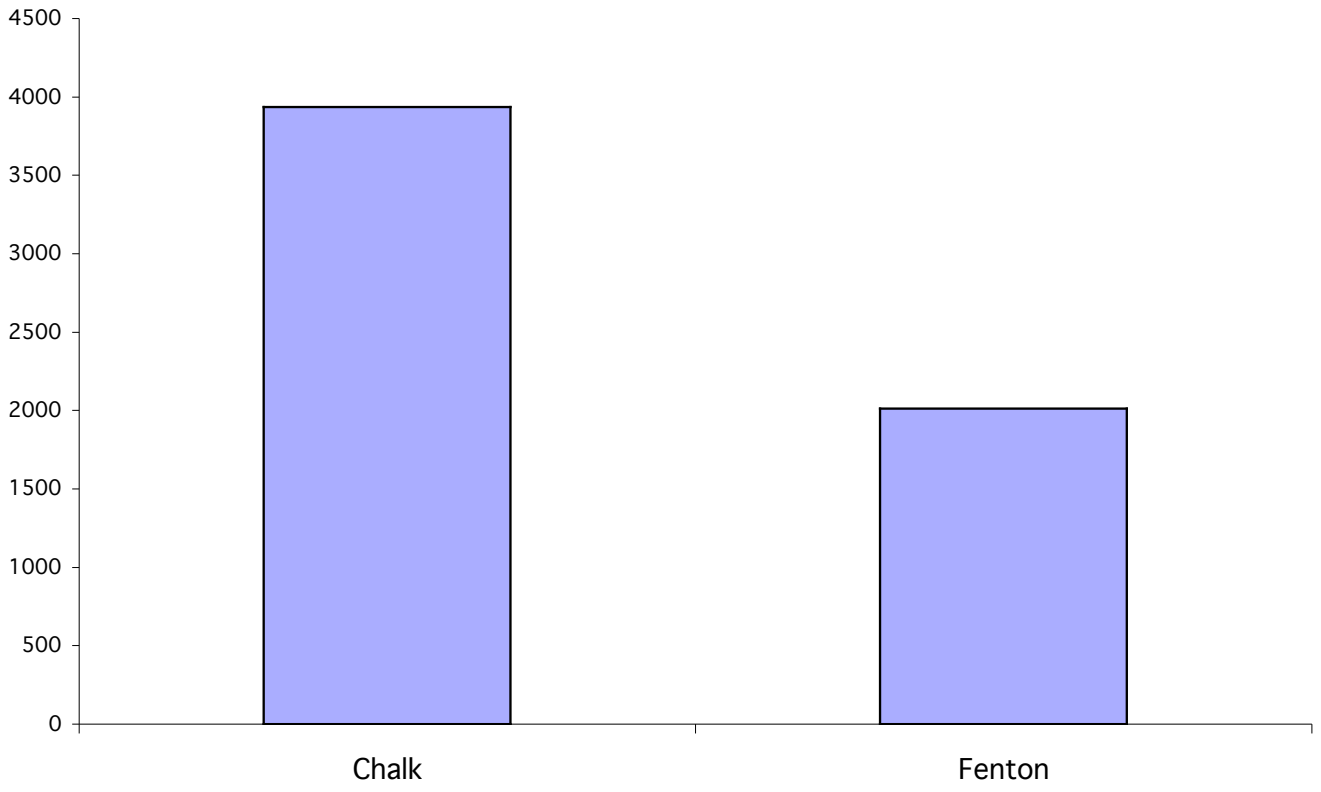
Informality rate: 1.64%

Quota= 848

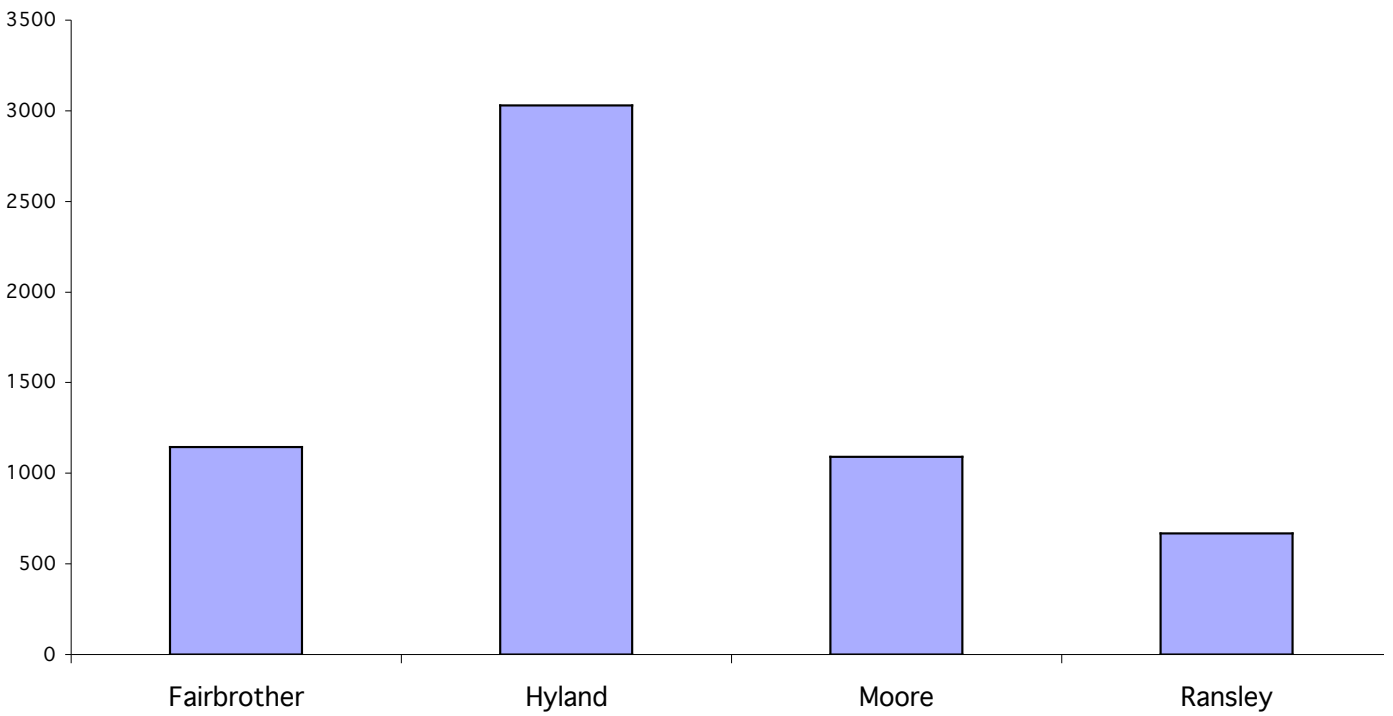
Candidates

		Blackwell	Bramich	Brunetti	Calvert	Chalk	Dibley	Friedersdorff	Hyland	Petersen	Ransley	Walsh	Exhausted	Loss (Gain) by fraction	Total Votes	Remarks
Count 1	Total	205.00	487.00	220.00	272.00	1833.00	262.00	433.00	1383.00	238.00	297.00	304.00	0.00	0.00	5934	Chalk elected 1, Hyland elected 2
Count 2	Votes transferred	46.75	224.62	72.00	130.58	-985.00	31.70	120.90		44.06	256.86	57.49	0.00	0.04		Chalk's surplus distributed
Count 3	Progress totals	251.75	711.62	292.00	402.58	848.00	293.70	553.90	1383.00	282.06	553.86	361.49	0.00	0.04	5934	
	Votes transferred	34.81	186.07	31.72	56.86		25.14	64.98	-535.00	25.91	68.85	40.61	0.00	0.05		Hyland's surplus distributed
Count 4	Progress totals	286.56	897.69	323.72	459.44	848.00	318.84	618.88	848.00	307.97	622.71	402.10	0.00	0.09	5934	Bramich elected 3
	Votes transferred	6.09	-49.69	5.06	6.30		3.82	6.92		1.96	12.39	7.12	0.00	0.03		Bramich's surplus distributed
Count 5 to 8	Progress totals	292.65	848.00	328.78	465.74	848.00	322.66	625.80	848.00	309.93	635.10	409.22	0.00	0.12	5934	Blackwell excluded
	Votes transferred	-292.65		38.37	48.14		29.86	41.75		36.92	55.50	42.01	0.00	0.10		Blackwell's votes distributed
Count 9 to 12	Progress totals	0.00	848.00	367.15	513.88	848.00	352.52	667.55	848.00	346.85	690.60	451.23	0.00	0.22	5934	Blackwell fully excluded, Petersen excluded
	Votes transferred			31.85	70.86		73.12	75.27		-346.85	42.95	52.74	0.00	0.06		Petersen's votes distributed
Count 13 to 16	Progress totals		848.00	399.00	584.74	848.00	425.64	742.82	848.00	0.00	733.55	503.97	0.00	0.28	5934	Petersen fully excluded, Brunetti excluded
	Votes transferred			-399.00	96.05		41.05	64.14			103.78	92.39	1.50	0.09		Brunetti's votes distributed
Count 17	Progress totals		848.00	0.00	680.79	848.00	466.69	806.96	848.00		837.33	596.36	1.50	0.37	5934	Brunetti fully excluded, Dibley excluded
	Votes transferred				128.00		-376.00	110.00			51.00	83.00	4.00	0.00		Dibley's votes distributed
Count 18 to 19	Progress totals		848.00		808.79	848.00	90.69	916.96	848.00		888.33	679.36	5.50	0.37	5934	Friedersdorff elected 4, Ransley elected 5 , Dibley partially excluded
	Votes transferred				48.82		-85.75					28.73	8.23	-0.03		Dibley's votes distributed
Count 20	Progress totals		848.00		857.61	848.00	4.94	916.96	848.00		888.33	708.09	13.73	0.34	5934	Calvert elected 6 , Dibley partially excluded

Waratah-Wynyard Mayor 2002 First Preferences



Waratah-Wynyard Deputy Mayor 2002 First Preferences



Waratah-Wynyard Council

Polling closed at 10am 29th October 2002

Returning Officer: Mr Julian Type

Declarations admitted: 6033

Ballot paper adjustment: 0

Total ballot papers: 6033

Formal votes: 5947

Informal ballot papers: 86

Informality rate: 1.43%

Mayor

		Candidates		Exhausted Votes	Total Votes	Absolute Majority	Remarks
		Chalk	Fenton				
Count 1	Total	3934	2013	0	5947	2974	Chalk elected

Waratah-Wynyard Council

Polling closed at 10am 29th October 2002

Returning Officer: Mr Julian Type

Declarations admitted: 6033

Ballot paper adjustment: 0

Total ballot papers: 6033

Formal votes: 5935

Informal ballot papers: 98

Informality rate: 1.62%

Deputy Mayor

		Candidates				Exhausted Votes	Total Votes	Absolute Majority	Remarks
		Fairbrother	Hyland	Moore	Ransley				
Count 1	Total	1146	3031	1090	668	0	5935	2968	Hyland elected

Waratah-Wynyard Council - recount for Councillor

Recount due to the resignation of Councillor Geoff Allen
15 November 2000

Ballot Papers multiplied by 100

	CANDIDATES			Exhausted Votes	Lost by fraction	Total Votes	Absolute majority	Remarks
	CALVERT	PFUND	WALSH					
Counts 1 to 6	34 003	11 301	47 673	1 152	5	94 134	46 489	Walsh elected

Waratah-Wynyard Council - recount for Councillor

Recount due to the resignation of Councillor Andrew Beswick
2 February 2001

Ballot Papers multiplied by 100

	CANDIDATES		Exhausted Votes	Lost by fraction	Total Votes	Absolute majority	Remarks
	CALVERT	PFUND					
Counts 1 & 2	68 456	22 251	3 426	1	94 134	45 354	Distribution of Beswick Calvert elected