



Clarence City Council

2005 election report

Table of contents

- Local Government Elections in Tasmania
- Report on the 2005 Clarence City Council Election
- List of Councillors (Aldermen) following the 2005 elections
- Councillor (Aldermen) results
- Mayor and Deputy Mayor results
- Recount results

Local Government Elections in Tasmania

Every two years elections are held in all 29 councils for the positions of mayor and deputy mayor and half the councillor positions. Where required, by-elections are held concurrently for vacancies that have occurred since the last elections.

The Tasmanian Electoral Commission (TEC) supervises the conduct of elections in accordance with the *Local Government Act 1993*. Elections by postal ballot have been held in 1994, 1996, 1999 (deferred from 1998), 2000, 2002, 2005 (deferred from 2004) with the next elections due in October 2007.

Since 2000 mayors and deputy mayors are elected directly by the electors in all municipal areas. Previously, in most councils, mayors and deputy mayors were elected by the councillors at the first meeting of a new council.

Candidate information booklets and complete election results for the state are available from the TEC and are posted on the TEC website www.electoral.tas.gov.au.

2005 Election timetable

Notice of election published	Saturday 10 September
Electoral rolls closed	6 pm Thursday 15 September
Nomination period	12 September— 12 noon on 26 September
Nominations closed	12 noon Monday 26 September
Nominations announced & draw for ballot paper positions	12 noon Tuesday 27 September
Ballot material delivered to electors	11–14 October
Polling period	11–25 October
Close of poll	10 am Tuesday 25 October

Casual vacancies

Casual vacancies are filled by recount where possible, unless the vacancy occurs within 6 months of a forthcoming election. Only unelected candidates from the relevant election may contest a recount. A candidate elected at a recount serves until the next council election. If a recount is not possible, a by-election is held—with the candidate elected to serve for the remainder of the term of office of the original councillor.

Elector polls

A council may hold an elector poll on any issue it determines. It may also be required to hold an elector poll following petitions from electors in accordance with Part 6 of the Act. A council is not bound by the result of an elector poll.

Electoral system

Voting in Tasmanian local government elections is not compulsory.

Elections for councillor positions are conducted using a system modelled on the Hare-Clark method of proportional representation used in Tasmanian House of Assembly elections.

Mayoral and deputy mayoral elections use a preferential system similar to that used for Tasmanian Legislative Council and Federal House of Representatives elections.

Report on the 2005 Clarence City Council Election

Elections were held for the positions of Mayor and Deputy Mayor for 2 year terms, and 7 Councillors (Aldermen), 6 of which for 4 year terms and 1 casual position for 2 years.

For the 2005 Local Government elections, 36 624 Clarence City electors were enrolled, comprising 36 251 (98.98%) from the State House of Assembly roll and 373 (1.02%) from the General Manager's roll.

The percentage of Clarence City electors returning their ballot papers was 52.11%, in comparison with 58.52% statewide.

Recounts

Two recounts were held between the 2002 and 2005 elections. Councillor (Alderman) Bill Ryan resigned from the Clarence City Council on Monday 25 October 2004. Four unelected candidates from the 2000 Clarence City Council election contested the recount. The recount took place at noon Wednesday 3 November 2004. The other recount took place at noon Thursday 10 March 2005 following the resignation of Councillor (Alderman) Deidre Wilson on Tuesday 1 March 2005. Six unelected candidates from the 2002 Clarence City Council election contested the recount. Full details are provided on the back page.

Candidates at the 2005 elections

Mayor		Councillors (Aldermen)		
	BLOMELEY, Brendan	Sandy Bay	★ BLOMELEY, Brendan*	Sandy Bay
★	CAMPBELL, Jock	Sandford	★ CAMPBELL, Jock*	Sandford
	CHIPMAN, Doug	Bellerive	CANNOCK, Barry	Bellerive
			★ CHIPMAN, Doug*	Bellerive
			CUSICK, Don	Rose Bay
			DODGE, Geoff	Otago
			EDWARDS, Peter	Rosny
	Deputy Mayor		^★ EVANS, Beverley*	Lenah Valley
	EVANS, Beverley	Lenah Valley	EVANS, Rodney	Lindisfarne
	JAMES, Richard	Lindisfarne	FIGG, Michael	Lauderdale
★	McMANUS, Martin	Lindisfarne	JACKSON, David*	Bellerive
	PEERS, John	Rose Bay	KEANE, Greg	Rokeby
			LE SAGE, Lance	Bellerive
			★ McFARLANE, Kay*	Clarendon Vale
			★ McMANUS, Martin*	Lindisfarne
			★ MULDER, Tony	Bellerive
			PEART, Kim	Lauderdale
			SUMMERS, Greg	Seven Mile Beach

★ denotes elected candidate

* denotes seeking re-election

^ denotes filled casual vacancy

Clarence City Councillors following the 2005 elections

Mayor

term ends 2007

CAMPBELL, Jock

Deputy Mayor

term ends 2007

McMANUS, Martin

12 Councillors (Aldermen)

term ends 2009

CAMPBELL, Jock

CHIPMAN, Doug

McMANUS, Martin

BLOMELEY, Brendan

McFARLANE, Kay

MULDER, Tony

term ends 2007

EDWARDS, Cathy

DOUST, Doug

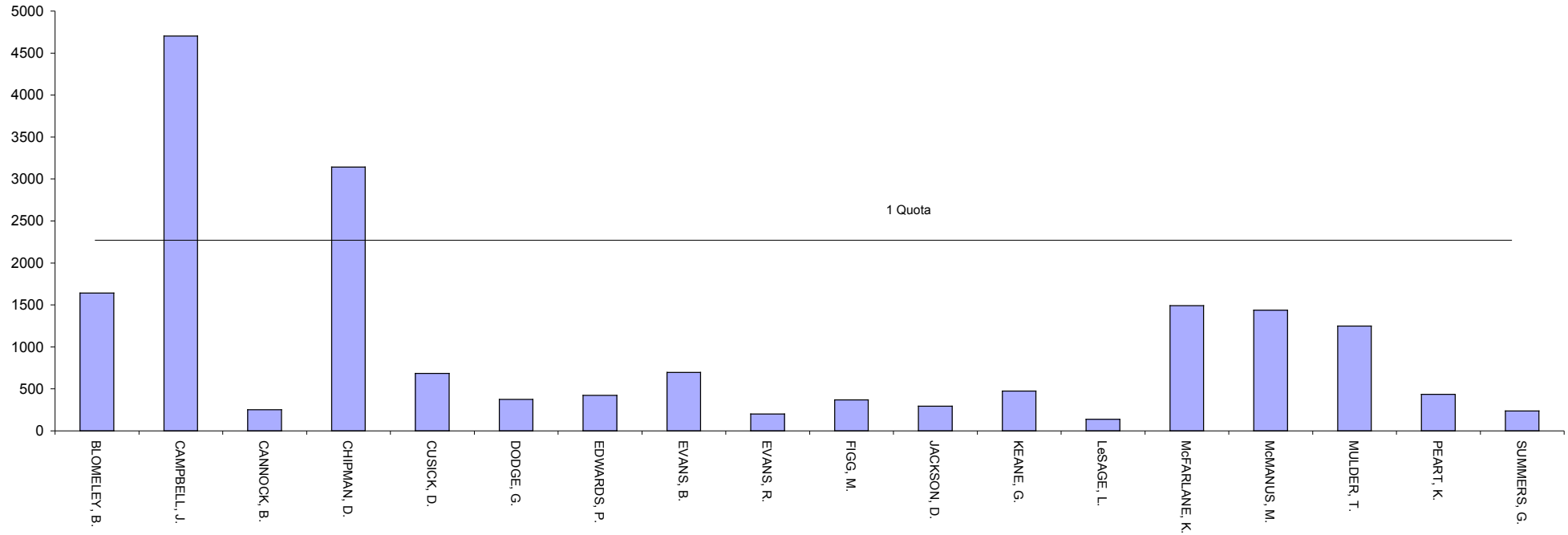
JAMES, Richard

PEERS, John Phillip

TRAYNOR, David

EVANS, Beverley

Clarence City Councillor (Aldermen) 2005 First Preferences



Clarence City Council

Polling closed at 10am 25 October 2005
 Number to be elected: 7
 Returning Officer: Ms Maree Ward

Electors enrolled: 36624
 Declarations returned: 19086
 Response: 52.11%

Declarations rejected: 341
 Declarations admitted: 18745
 Rejection rate: 1.79%

		Candidates											
		BLONDELEY, B.	CAMPBELL, J.	CANNOCK, B.	CHIPMAN, D.	CUSICK, D.	DODGE, G.	EDWARDS, P.	EVANS, B.	EVANS, R.	FIGG, M.	JACKSON, D.	KEANE, G.
Count 1	Total	1642.00	4702.00	251.00	3142.00	684.00	375.00	423.00	696.00	200.00	370.00	293.00	474.00
	Progress Totals	1642.00	4702.00	251.00	3142.00	684.00	375.00	423.00	696.00	200.00	370.00	293.00	474.00
Count 2	Votes Transferred	415.16	- 2422.00	86.02		96.32	102.50	84.99	270.42	27.30	59.23	81.38	53.05
	Progress Totals	2057.16	2280.00	337.02	3142.00	780.32	477.50	507.99	966.42	227.30	429.23	374.38	527.05
Count3	Votes Transferred	144.03		39.23	- 862.00	42.24	41.15	26.88	79.28	15.91	32.37	26.06	20.57
	Progress Totals	2201.19	2280.00	376.25	2280.00	822.56	518.65	534.87	1045.70	243.21	461.60	400.44	547.62
Count 4	Votes Transferred	28.40		7.78		14.29	8.32	9.95	22.79	4.34	7.41	8.50	3.43
	Progress Totals	2229.59	2280.00	384.03	2280.00	836.85	526.97	544.82	1068.49	247.55	469.01	408.94	551.05
Count 5 to 8	Votes Transferred	13.23		7.03		10.35	13.54	2.81	15.63	7.03	13.54	6.27	12.66
	Progress Totals	2242.82	2280.00	391.06	2280.00	847.20	540.51	547.63	1084.12	254.58	482.55	415.21	563.71
Count 9 to 12	Votes Transferred	18.97		14.30		8.54	22.69	14.78	18.93	- 254.58	11.63	11.63	19.36
	Progress Totals	2261.79	2280.00	405.36	2280.00	855.74	563.20	562.41	1103.05	0.00	494.18	426.84	583.07
Count 13	Votes Transferred	28.00		12.00		20.00	7.00	8.00	15.00		19.00	7.00	11.00
	Progress Totals	2289.79	2280.00	417.36	2280.00	875.74	570.20	570.41	1118.05		513.18	433.84	594.07
Count 14 to 16	Votes Transferred			3.39		1.69	3.15	3.06	4.87		3.75	3.33	4.36
	Progress Totals	2289.79	2280.00	420.75	2280.00	877.43	573.35	573.47	1122.92		516.93	437.17	598.43
Count 17	Votes Transferred	- 9.79		0.00		0.34	0.34	5.94	0.34		0.00	0.00	0.69
	Progress Totals	2280.00	2280.00	420.75	2280.00	877.77	573.69	579.41	1123.26		516.93	437.17	599.12
Count 18 to 21	Votes Transferred			- 420.75		48.62	59.55	33.25	57.57		27.25	30.60	42.31
	Progress Totals	2280.00	2280.00	0.00	2280.00	926.39	633.24	612.66	1180.83		544.18	467.77	641.43
Count 22 to 25	Votes Transferred					66.23	50.69	50.05	82.67		31.12	- 467.77	34.89
	Progress Totals	2280.00	2280.00		2280.00	992.62	683.93	662.71	1263.50		575.30	0.00	676.32
Count 26 to 29	Votes Transferred					71.77	62.39	49.58	80.31		- 575.30		53.92
	Progress Totals	2280.00	2280.00		2280.00	1064.39	746.32	712.29	1343.81		0.00		730.24
Count 30 to 34	Votes Transferred					85.27	110.26	- 712.29	129.63				65.87
	Progress Totals	2280.00	2280.00		2280.00	1149.66	856.58	0.00	1473.44				796.11
Count 35 to 39	Votes Transferred					130.28	110.98		113.56				- 796.11
	Progress Totals	2280.00	2280.00		2280.00	1279.94	967.56		1587.00				0.00
Count 40	Votes Transferred					147.00	- 695.00		143.00				
	Progress Totals	2280.00	2280.00		2280.00	1426.94	272.56		1730.00				
Count 41	Votes Transferred					45.32	- 175.62		49.96				
	Progress Totals	2280.00	2280.00		2280.00	1472.26			1779.96				
Count 42 to 44	Votes Transferred					39.49	- 96.94		28.07				
	Progress Totals	2280.00	2280.00		2280.00	1511.75	0.00		1808.03				
Count 45	Votes Transferred					7.55			10.94				
	Progress Totals	2280.00	2280.00		2280.00	1519.30			1818.97				
Count 46	Votes Transferred					3.75			2.07				
	Progress Totals	2280.00	2280.00		2280.00	1523.05			1821.04				
Count 47 to 48	Votes Transferred					365.90			489.44				
	Progress Totals	2280.00	2280.00		2280.00	1888.95			2310.48				

Ballot paper adjustment: 23
 Total ballot papers: 18722

Formal Votes: 18237
 Informal ballot papers: 485
 Informality rate: 2.59%

Quota = 2280

LESAGE, L.	McFARLANE, K.	McMANUS, M.	MULDER, T.	PEART, K.	SUMMERS, G.	Exhausted	Loss (Gain) by Fraction	Total Votes	Remarks
137.00	1491.00	1437.00	1248.00	434.00	238.00	0.00	0.00		
137.00	1491.00	1437.00	1248.00	434.00	238.00	0.00	0.00	18237.00	CAMPBELL, J. elected 1, CHIPMAN, D. elected 2
13.90	85.50	762.86	151.43	104.04	27.81	0.00	0.09		CAMPBELL, J.'s surplus distributed
150.90	1576.50	2199.86	1399.43	538.04	265.81	0.00	0.09	18237.00	
7.40	43.34	235.38	61.17	35.39	11.52	0.00	0.08		CHIPMAN, D.'s surplus distributed
158.30	1619.84	2435.24	1460.60	573.43	277.33	0.00	0.17	18237.00	McMANUS, M. elected 3
2.17	8.32	- 155.24	17.55	9.77	2.17	0.00	0.05		McMANUS, M.'s surplus distributed
160.47	1628.16	2280.00	1478.15	583.20	279.50	0.00	0.22	18237.00	LeSAGE, L. excluded
- 160.47	28.51		12.60	11.60	5.57	0.00	0.10		LeSAGE, L.'s votes distributed
0.00	1656.67	2280.00	1490.75	594.80	285.07	0.00	0.32	18237.00	LeSAGE, L. fully excluded, EVANS, R. excluded
	58.24		14.06	16.03	25.30	0.00	0.12		EVANS, R.'s votes distributed
1714.91	2280.00		1504.81	610.83	310.37	0.00	0.44	18237.00	EVANS, R. fully excluded, SUMMERS, G. excluded
93.00			25.00	20.00	- 265.00	0.00	0.00		SUMMERS, G.'s votes distributed
1807.91	2280.00		1529.81	630.83	45.37	0.00	0.44	18237.00	BLOMELEY, B. elected 4, SUMMERS, G. partially excluded
10.79			3.33	3.57	- 45.37	0.00	0.08		SUMMERS, G.'s votes distributed
1818.70	2280.00		1533.14	634.40	0.00	0.00	0.52	18237.00	SUMMERS, G. fully excluded
0.34			1.04	0.69		0.00	0.07		BLOMELEY, B.'s surplus distributed
1819.04	2280.00		1534.18	635.09		0.00	0.59	18237.00	CANNOCK, B. excluded
29.53			54.79	37.16		0.00	0.12		CANNOCK, B.'s votes distributed
1848.57	2280.00		1588.97	672.25		0.00	0.71	18237.00	CANNOCK, B. fully excluded, JACKSON, D. excluded
44.90			72.00	34.09		1.03	0.10		JACKSON, D.'s votes distributed
1893.47	2280.00		1660.97	706.34		1.03	0.81	18237.00	JACKSON, D. fully excluded, FIGG, M. excluded
71.12			100.79	84.15		1.23	0.04		FIGG, M.'s votes distributed
1964.59	2280.00		1761.76	790.49		2.26	0.85	18237.00	FIGG, M. fully excluded, EDWARDS, P. excluded
84.76			147.04	82.70		6.69	0.07		EDWARDS, P.'s votes distributed
2049.35	2280.00		1908.80	873.19		8.95	0.92	18237.00	EDWARDS, P. fully excluded, KEANE, G. excluded
169.65			155.31	109.56		6.74	0.03		KEANE, G.'s votes distributed
2219.00	2280.00		2064.11	982.75		15.69	0.95	18237.00	KEANE, G. fully excluded, DODGE, G. excluded
98.00			183.00	98.00		26.00	0.00		DODGE, G.'s votes distributed
2317.00	2280.00		2247.11	1080.75		41.69	0.95	18237.00	McFARLANE, K. elected 5, DODGE, G. partially excluded
			40.69	30.90		8.75	0.00		DODGE, G.'s votes distributed
2317.00	2280.00		2287.80	1111.65		50.44	0.95	18237.00	MULDER, T. elected 6, DODGE, G. partially excluded
				14.23		15.19	(0.04)		DODGE, G.'s votes distributed
2317.00	2280.00		2287.80	1125.88		65.63	0.91	18237.00	DODGE, G. fully excluded
- 37.00				11.32		7.17	0.02		McFARLANE, K.'s surplus distributed
2280.00	2280.00		2287.80	1137.20		72.80	0.93	18237.00	
			- 7.80	0.59		1.38	0.01		MULDER, T.'s surplus distributed
2280.00	2280.00		2280.00	1137.79		74.18	0.94	18237.00	PEART, K. excluded
				- 1036.42		181.11	(0.03)		PEART, K.'s votes distributed
2280.00	2280.00		2280.00	101.37		255.29	0.91	18237.00	EVANS, B. elected 7, PEART, K. partially excluded

Clarence City Council

Polling closed at 10am 25 October 2005
 Returning Officer: Ms Maree Ward

Declarations admitted: 18745
 Ballot paper adjustment: 23
 Total ballot papers: 18722
 Formal Votes: 18461
 Informal ballot papers: 261
 Informality rate: 1.39%

Mayor

		Candidates			Exhausted	Total Votes	Absolute Majority	Remarks
		BLOMELEY	CAMPBELL	CHIPMAN				
Count 1	Total	3213	8729	6519	0			
	Progress Totals	3213	8729	6519	0	18461	9232 BLOMELEY excluded	
Count 2	Votes Transferred	-3213	1366	1488	359		BLOMELEY's votes distributed	
	Progress Totals	0	10095	8007	359	18461	9052 CAMPBELL elected	

Clarence City Council

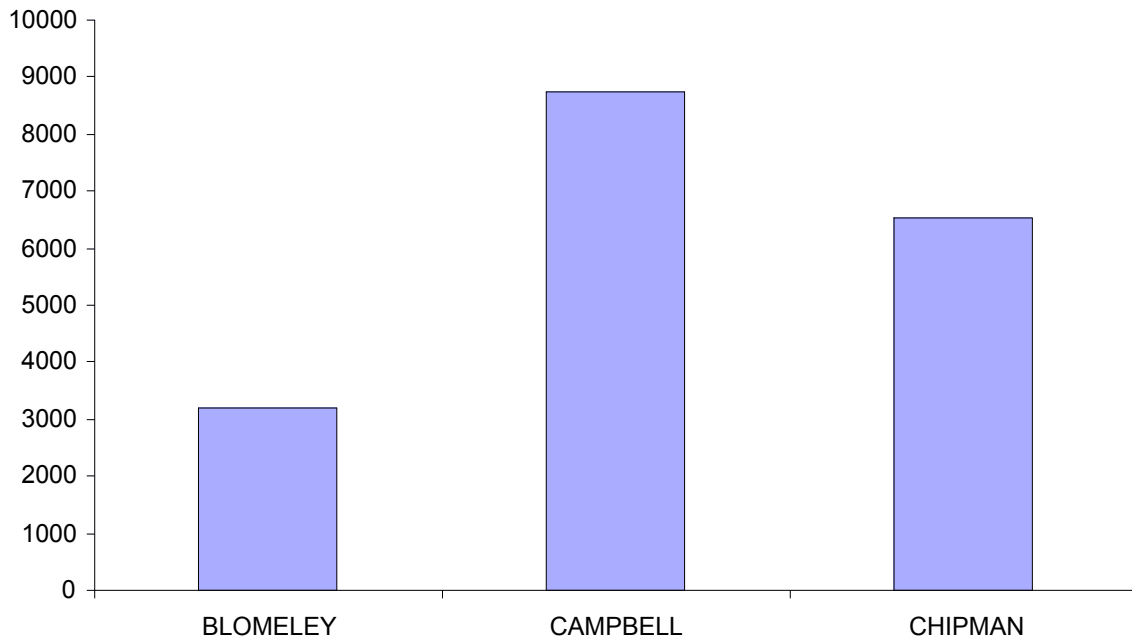
Polling closed at 10am 25 October 2005
 Returning Officer: Ms Maree Ward

Declarations admitted: 18745
 Ballot paper adjustment: 22
 Total ballot papers: 18723
 Formal Votes: 18504
 Informal ballot papers: 219
 Informality rate: 1.17%

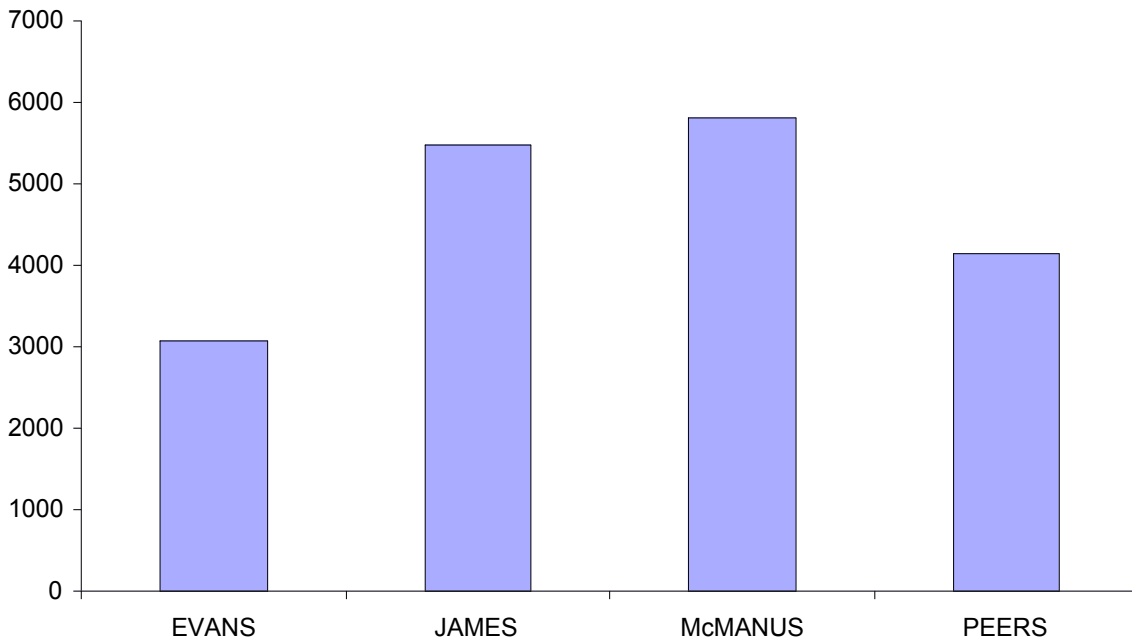
Deputy Mayor

		Candidates				Exhausted	Total Votes	Absolute Majority	Remarks
		EVANS	JAMES	McMANUS	PEERS				
Count 1	Total	3068	5483	5799	4154	0			
	Progress Totals	3068	5483	5799	4154	0	18504	9253 EVANS excluded	
Count 2	Votes Transferred	-3068	907	908	820	433		EVAN's votes distributed	
	Progress Totals	0	6390	6707	4974	433	18504	9037 PEERS excluded	
Count 3	Votes Transferred		1924	2496	-4974	554		PEERS' votes distributed	
	Progress Totals		8314	9203	0	987	18504	8760 McMANUS elected	

Clarence City Mayor 2005 First Preferences



Clarence City Deputy Mayor 2005 First Preferences



Clarence City Council - Recount

Recount due to resignation of Alderman Bill Ryan

3 November 2004

		JACKSON David	Le SAGE Lance	PEART Kim	SUMMERS Greg	Exhausted Votes	Lost by fraction	Total Votes	Absolute majority	Remarks
Counts 1 to 18	Total	1087.98	343.87	464.36	490.28	195.26	0.25	2582	1194	Distribution of Ryan
Counts 19 to 35		136.91	-343.87	63.50	125.06	18.32	0.08			Le Sage excluded
	Total	1224.89	0	527.86	615.34	213.58	0.33	2582	1185	Jackson Elected

Clarence City Council - Recount

Recount due to resignation of Alderman Deidre Wilson

10 March 2005

	EDDINGTON David	EDWARDS Peter	McFARLANE Kay	PEART Kim	RITCHIE Joe	SUMMERS Greg	Exhausted Votes	Lost by fraction	Total Votes	Absolute majority	Remarks
Counts 1 to 4 Total	220.30	189.56	1380.17	386.18	183.01	301.56	7.18	0.04	2668	1331	Distribution of Wilson McFarlane Elected