



Derwent Valley Council

2005 election report

Table of contents

- Local Government Elections in Tasmania
- Report on the 2005 Derwent Valley Council Election
- List of Councillors following the 2005 elections
- Councillor results
- Mayor and Deputy Mayor results

Local Government Elections in Tasmania

Every two years elections are held in all 29 councils for the positions of mayor and deputy mayor and half the councillor positions. Where required, by-elections are held concurrently for vacancies that have occurred since the last elections.

The Tasmanian Electoral Commission (TEC) supervises the conduct of elections in accordance with the *Local Government Act 1993*. Elections by postal ballot have been held in 1994, 1996, 1999 (deferred from 1998), 2000, 2002, 2005 (deferred from 2004) with the next elections due in October 2007.

Since 2000 mayors and deputy mayors are elected directly by the electors in all municipal areas. Previously, in most councils, mayors and deputy mayors were elected by the councillors at the first meeting of a new council.

Candidate information booklets and complete election results for the state are available from the TEC and are posted on the TEC website www.electoral.tas.gov.au.

2005 Election timetable

Notice of election published	Saturday 10 September
Electoral rolls closed	6 pm Thursday 15 September
Nomination period	12 September— 12 noon on 26 September
Nominations closed	12 noon Monday 26 September
Nominations announced & draw for ballot paper positions	12 noon Tuesday 27 September
Ballot material delivered to electors	11–14 October
Polling period	11–25 October
Close of poll	10 am Tuesday 25 October

Casual vacancies

Casual vacancies are filled by recount where possible, unless the vacancy occurs within 6 months of a forthcoming election. Only unelected candidates from the relevant election may contest a recount. A candidate elected at a recount serves until the next council election. If a recount is not possible, a by-election is held—with the candidate elected to serve for the remainder of the term of office of the original councillor.

Elector polls

A council may hold an elector poll on any issue it determines. It may also be required to hold an elector poll following petitions from electors in accordance with Part 6 of the Act. A council is not bound by the result of an elector poll.

Electoral system

Voting in Tasmanian local government elections is not compulsory.

Elections for councillor positions are conducted using a system modelled on the Hare-Clark method of proportional representation used in Tasmanian House of Assembly elections.

Mayoral and deputy mayoral elections use a preferential system similar to that used for Tasmanian Legislative Council and Federal House of Representatives elections.

Report on the 2005 Derwent Valley Council Election

Elections were held for the positions of Mayor and Deputy Mayor for 2 year terms, and 4 Councillors for 4 year terms.

For the 2005 Local Government elections, 6597 Derwent Valley electors were enrolled, comprising 6493 (98.42%) from the State House of Assembly roll and 104 (1.58%) from the General Manager's roll.

The percentage of Derwent Valley electors returning their ballot papers was 57.00%, in comparison with 58.52% statewide.

Candidates at the 2005 elections

Mayor		Councillors	
★ CRACKNELL, Nick*	Granton	COWLEY, Dane	Lachlan
PARKER, Richard	Lachlan	CRAW, Hilary*	New Norfolk
		GRAHAM, James	New Norfolk
		LAN, Paul	Moogara
		★ LATHEY, Barry*	New Norfolk
Deputy Mayor		MILLS, Peter	Lachlan
BROMFIELD, Judy	New Norfolk	★ NICHOLSON, Tony*	Lachlan
★ NICHOLSON, Tony*	New Norfolk	★ PARKER, Richard*	Lachlan
WILLIAMS, Ray	New Norfolk	★ SHAW, Scott	New Norfolk

★ denotes elected candidate
* denotes seeking re-election

Derwent Valley Councillors following the 2005 elections

Mayor

term ends 2007

CRACKNELL, Nick

Deputy Mayor

term ends 2007

NICHOLSON, Tony

9 Councillors

term ends 2009

SHAW, Scott

NICHOLSON, Tony

PARKER, Richard

LATHEY, Barry

term ends 2007

CRACKNELL, Nick

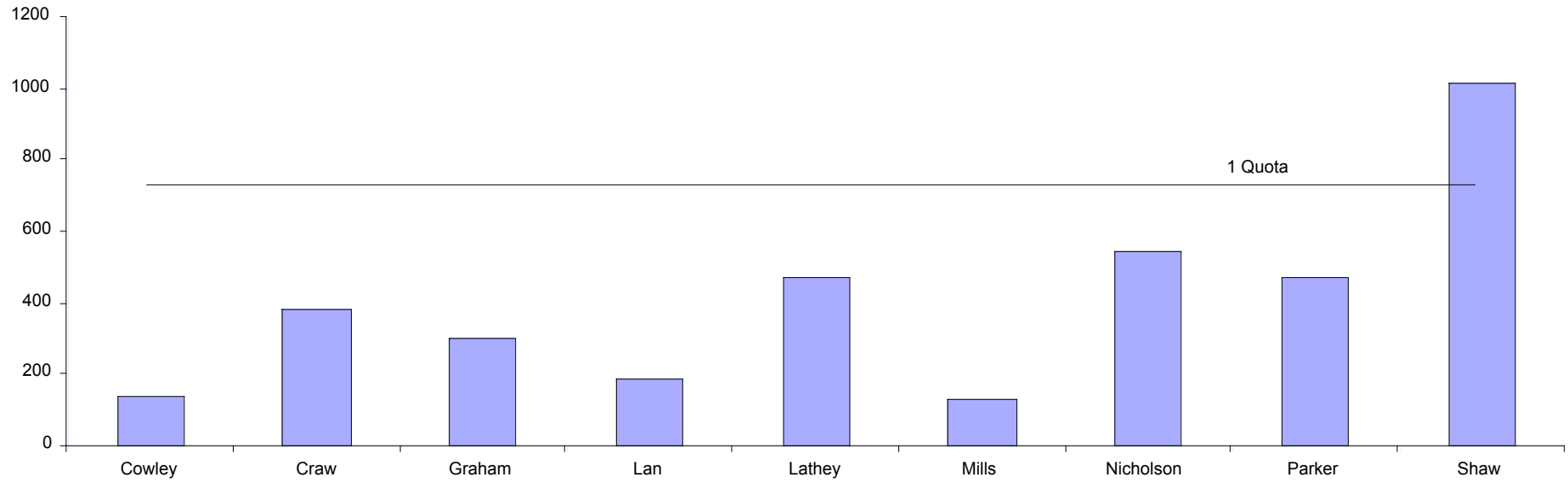
KEMP, Leon

BROMFIELD, Judy

WILLIAMS, Ray

FARRELL, Craig

Derwent Valley Councillor 2005 First Preferences



Derwent Valley Council

Polling closed at 10am 25 October 2005

Electors enrolled: 6597

Declarations rejected: 39

Ballot paper adjustment: 6

Formal Votes: 3659

Number to be elected: 4

Declarations returned: 3760

Declarations admitted: 3721

Total ballot papers: 3715

Informal ballot papers: 56

Returning Officer: Mr Damian Read

Response: 57.00%

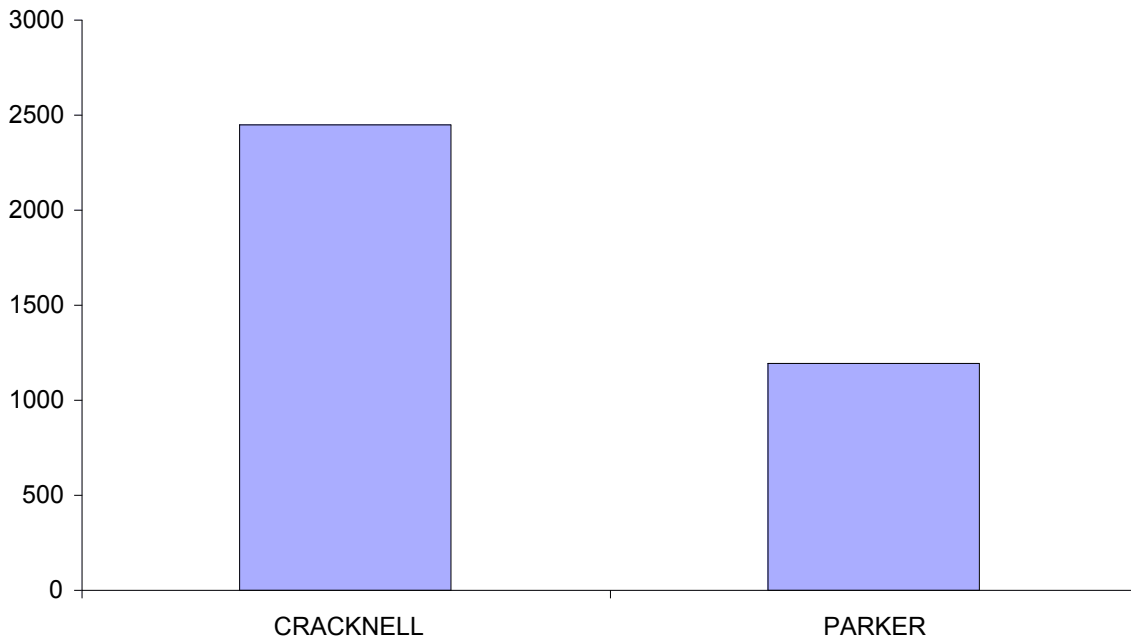
Rejection rate: 1.04%

Informality rate: 1.51%

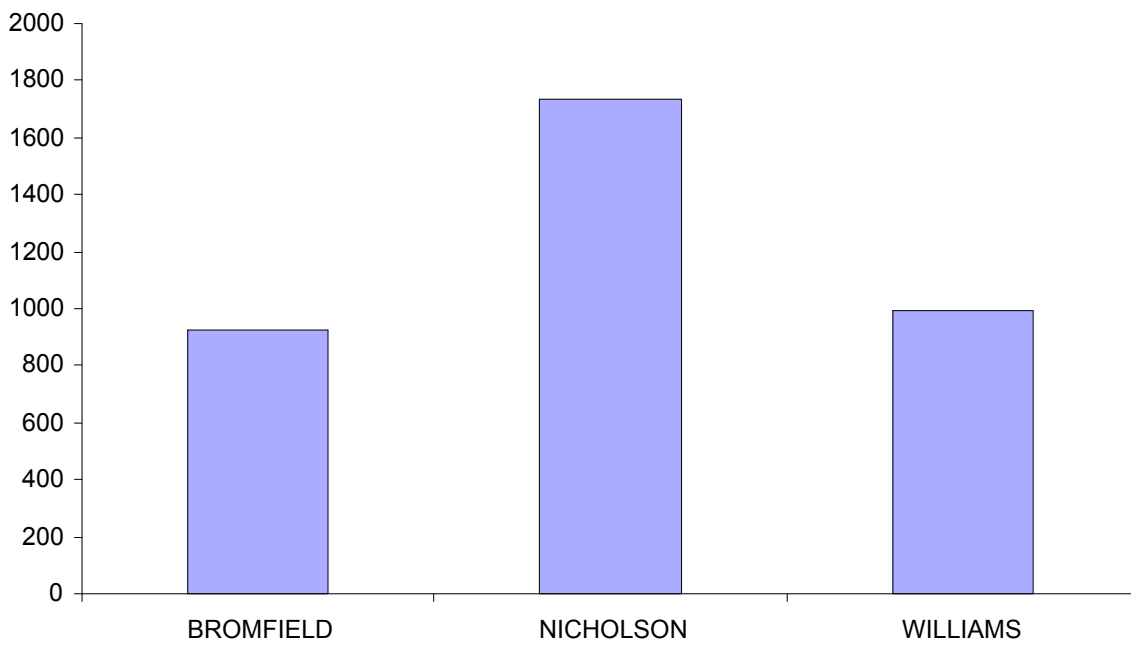
Quota = 732

		Candidates									Exhausted	Loss (Gain) by Fraction	Total Votes	Remarks
		Cowley	Craw	Graham	Lan	Lathey	Mills	Nicholson	Parker	Shaw				
Count 1	Total	143.00	382.00	299.00	189.00	477.00	136.00	546.00	472.00	1015.00	0.00	0.00		
	Progress Totals	143.00	382.00	299.00	189.00	477.00	136.00	546.00	472.00	1015.00	0.00	0.00	3659.00	Shaw elected 1
Count 2	Votes Transferred	22.02	46.56	32.34	20.07	62.73	15.89	48.23	35.13	- 283.00	0.00	0.03		Shaw's surplus distributed
	Progress Totals	165.02	428.56	331.34	209.07	539.73	151.89	594.23	507.13	732.00	0.00	0.03	3659.00	Mills excluded
Count 3 to 4	Votes Transferred	20.39	18.67	19.95	18.95	22.50	- 151.89	24.78	26.62		0.00	0.03		Mills' votes distributed
	Progress Totals	185.41	447.23	351.29	228.02	562.23	0.00	619.01	533.75	732.00	0.00	0.06	3659.00	Mills fully excluded, Cowley excluded
Count 5 to 6	Votes Transferred	- 185.41	44.34	40.78	29.01	22.52		22.83	25.90		0.00	0.03		Cowley's votes distributed
	Progress Totals	0.00	491.57	392.07	257.03	584.75		641.84	559.65	732.00	0.00	0.09	3659.00	Cowley fully excluded, Lan excluded
Count 7 to 8	Votes Transferred		37.46	56.85	- 257.03	46.18		63.69	51.73		1.11	0.01		Lan's votes distributed
	Progress Totals		529.03	448.92	0.00	630.93		705.53	611.38	732.00	1.11	0.10	3659.00	Lan fully excluded, Graham excluded
Count 9	Votes Transferred		91.00	- 406.00		82.00		103.00	116.00		14.00	0.00		Graham's votes distributed
	Progress Totals		620.03	42.92		712.93		808.53	727.38	732.00	15.11	0.10	3659.00	Nicholson elected 2 , Graham partially excluded
Count 10	Votes Transferred		12.82	- 42.92		15.05			9.75		5.29	0.01		Graham's votes distributed
	Progress Totals		632.85	0.00		727.98		808.53	737.13	732.00	20.40	0.11	3659.00	Graham fully excluded, Parker elected 3
Count 11	Votes Transferred		31.94			37.89		- 76.53			6.68	0.02		Nicholson's surplus distributed
	Progress Totals		664.79			765.87		732.00	737.13	732.00	27.08	0.13	3659.00	Lathey elected 4

Derwent Valley Mayor 2005 First Preferences



Derwent Valley Deputy Mayor 2005 First Preferences



Derwent Valley Council

Polling closed at 10am 25 October 2005

Returning Officer: Mr Damian Read

Declarations admitted: 3721

Ballot paper adjustment: 6

Total ballot papers: 3715

Formal Votes: 3641

Informal ballot papers: 74

Informality rate: 1.99%

Mayor

		Candidates			Exhausted	Total Votes	Absolute Majority	Remarks
		CRACKNELL	PARKER					
Count 1	Total	2446	1195	0				
	Progress Totals	2446	1195	0	3641	1822	CRACKNELL elected	

Derwent Valley Council

Polling closed at 10am 25 October 2005

Returning Officer: Mr Damian Read

Declarations admitted: 3721

Ballot paper adjustment: 6

Total ballot papers: 3715

Formal Votes: 3648

Informal ballot papers: 67

Informality rate: 1.80%

Deputy Mayor

		Candidates			Exhausted	Total Votes	Absolute Majority	Remarks
		BROMFIELD	NICHOLSON	WILLIAMS				
Count 1	Total	924	1734	990	0			
	Progress Totals	924	1734	990	0	3648	1825 BROMFIELD excluded	
Count 2	Votes Transferred	-924	523	313	88		BROMFIELD's votes distributed	
	Progress Totals	0	2257	1303	88	3648	1781 NICHOLSON elected	