



Clarence City Council

2007 election report

Table of contents

- Local Government Elections in Tasmania
- Report on the 2007 Clarence City Council Election
- List of Councillors (Aldermen) following the 2007 elections
- Councillor (Aldermen) results
- Mayor and Deputy Mayor results
- Recount results

Local Government Elections in Tasmania

Every two years elections are held in all 29 municipal areas for the positions of mayor and deputy mayor and half the councillor positions. Where required, by-elections are held concurrently for vacancies that have occurred since the last elections.

The Tasmanian Electoral Commission (TEC) supervises the conduct of elections in accordance with the *Local Government Act 1993*. Elections by postal ballot have been held in 1994, 1996, 1999 (deferred from 1998), 2000, 2002, 2005 (deferred from 2004), and 2007 with the next elections due in October 2009.

Since 2000, mayors and deputy mayors have been elected directly by the electors in all municipal areas. Previously, in most councils, mayors and deputy mayors were elected by the councillors at the first meeting of a new council.

Candidate information booklets and complete election results for the state are available from the TEC and are posted on the TEC website www.electoral.tas.gov.au.

2007 Election timetable

Notice of election published	Saturday 15 September
Electoral rolls closed	6 pm Thursday 20 September
Nomination period	17 September— 12 noon on 1 October
Nominations closed	12 noon Monday 1 October
Nominations announced & draw for ballot paper positions	12 noon Tuesday 2 October
Ballot material delivered to electors	16–19 October
Polling period	16–30 October
Close of poll	10 am Tuesday 30 October

Casual vacancies

Casual vacancies are filled by recount where possible, unless the vacancy occurs within 6 months of a forthcoming election. Only unelected candidates from the relevant election may contest a recount. A candidate elected at a recount serves until the next council election. If a recount is not possible, a by-election is held—with the candidate elected to serve for the remainder of the term of office of the original councillor.

Elector polls

A council may hold an elector poll on any issue it determines. It may also be required to hold an elector poll following petitions from electors in accordance with Part 6 of the Act. A council is not bound by the result of an elector poll.

Electoral system

Voting in Tasmanian local government elections is not compulsory.

Elections for councillor positions are conducted using a system modelled on the Hare-Clark method of proportional representation used in Tasmanian House of Assembly elections.

Mayoral and deputy mayoral elections use a preferential system similar to that used for Tasmanian Legislative Council and federal House of Representatives elections.

Report on the 2007 Clarence City Council Election

Elections were held for the positions of Mayor and Deputy Mayor for 2 year terms, and 6 Councillors (Aldermen) for 4 year terms.

37 517 Clarence City electors were enrolled for the 2007 elections, comprising 37 131 (98.97%) from the State House of Assembly roll and 386 (1.03%) from the General Manager's roll.

52.10% of Clarence City electors returned their ballot papers in comparison with 57.43% statewide.

Recounts

One recount was held between the 2005 and 2007 elections. Councillor Cathy Edwards resigned on Monday 31 October 2005. Four unelected candidates from the 2002 Clarence City Council election contested the recount. The recount took place on Monday 14 November 2005. Full details are provided on the back page.

Candidates at the 2007 elections

Mayor		Councillors (Aldermen)	
★ CAMPBELL, Jock*	Sandford	★ COOPER, Peter	Bellerive
COOPER, Peter	Bellerive	★ CUSICK, Don	Rose Bay
		EDDINGTON, David*	Richmond
		EVANS, Beverley*	Lenah Valley
		JACKSON, David	Bellerive
		★ JAMES, Richard*	Lindisfarne
Deputy Mayor		KEANE, Greg	Rokeby
★ CHIPMAN, Doug	Bellerive	PEART, Kim	Montagu Bay
EVANS, Beverley	Lenah Valley	★ PEERS, John*	Rose Bay
JAMES, Richard	Lindisfarne	SNOWDEN, Dianne	Richmond
McMANUS, Martin*	Lindisfarne	★ TRAYNOR, David*	Cremorne
MULDER, Tony	Bellerive	★ von BERTOUCHE, Sharyn	Sandford
PEERS, John	Rose Bay	WILLINK, Jurriaan	Acton Park
TRAYNOR, David	Cremorne		

★ denotes elected candidate

* denotes seeking re-election

Clarence City Councillors (Aldermen) following the 2007 elections

Mayor

term ends 2009

CAMPBELL, Jock

Deputy Mayor

term ends 2009

CHIPMAN, Doug

12 Councillors (Aldermen)

term ends 2011

JAMES, Richard

PEERS, John

COOPER, Peter

CUSICK, Don

von BERTOUCHE, Sharyn

TRAYNOR, David

term ends 2009

CAMPBELL, Jock

CHIPMAN, Doug

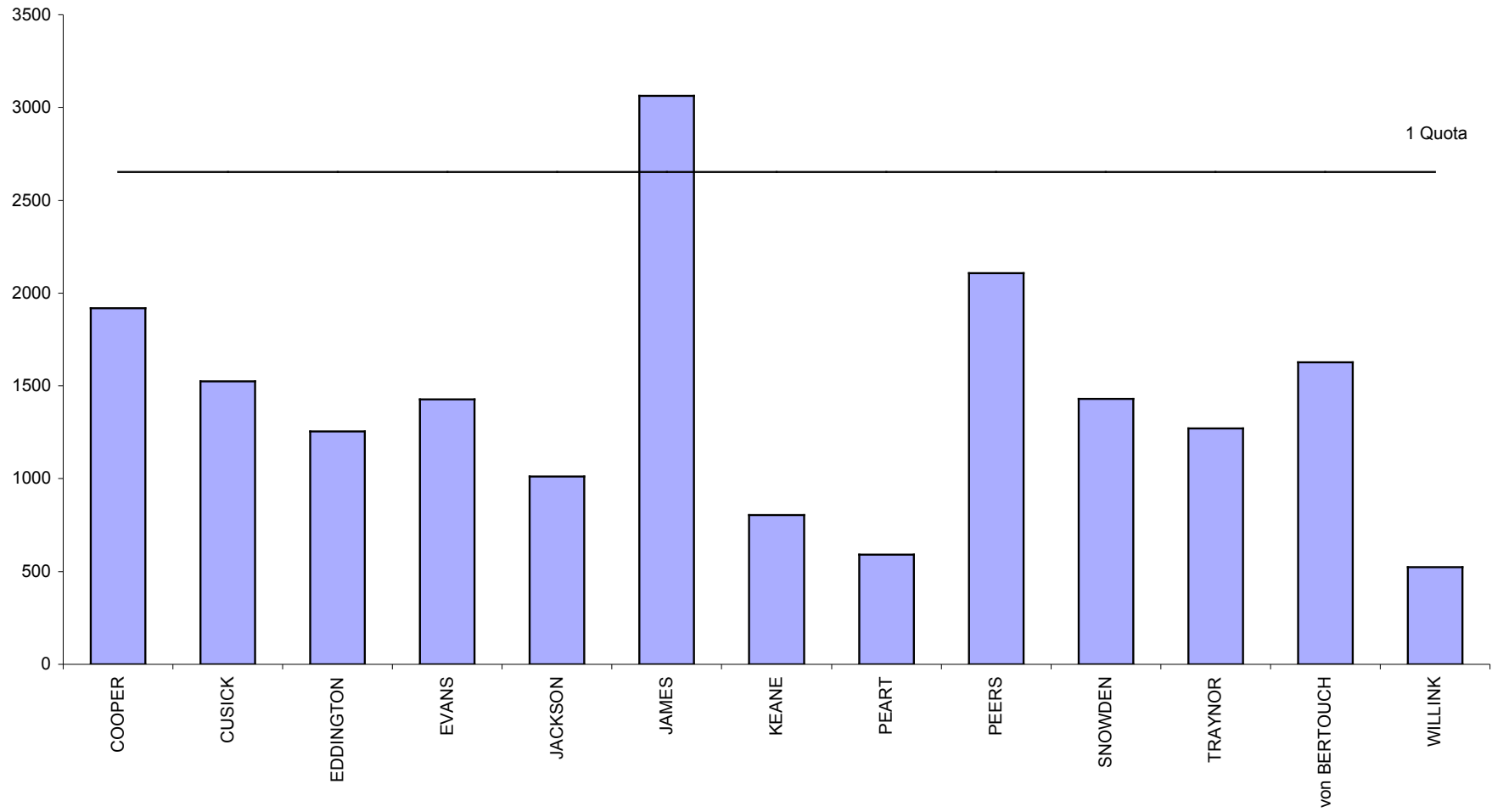
McMANUS, Martin

BLOMELEY, Brendan

McFARLANE, Kay

MULDER, Tony

2007 Clarence City Councillor election - first preferences



Clarence City Council - 2007 Councillor election

Polling closed at 10am 30 October 2007

Electors enrolled: 37517

Declarations rejected: 313

Number to be elected: 6

Declarations returned: 19547

Declarations admitted: 19234

Returning Officer: Mr Greg Richardson

Response: 52.10%

Rejection rate: 1.60%

Count	COOPER	CUSICK	EDDINGTON	EVANS	JACKSON	JAMES	KEANE	PEART	PEERS	SNOWDEN
1	1 919.00	1 524.00	1 255.00	1 427.00	1 013.00	3 063.00	805.00	591.00	2 108.00	1 429.00
	1 919.00	1 524.00	1 255.00	1 427.00	1 013.00	3 063.00	805.00	591.00	2 108.00	1 429.00
2	51.39	26.97	30.19	48.17	32.33	- 411.00	15.96	23.61	68.70	23.48
	1 970.39	1 550.97	1 285.19	1 475.17	1 045.33	2 652.00	820.96	614.61	2 176.70	1 452.48
3 to 4	54.80	69.93	56.93	24.20	50.20		33.07	28.26	41.53	53.67
	2 025.19	1 620.90	1 342.12	1 499.37	1 095.53	2 652.00	854.03	642.87	2 218.23	1 506.15
5 to 6	45.14	44.14	37.81	63.75	40.61		83.34	- 642.87	66.95	74.87
	2 070.33	1 665.04	1 379.93	1 563.12	1 136.14	2 652.00	937.37	0.00	2 285.18	1 581.02
7 to 8	116.68	126.28	63.28	89.47	104.01		- 937.37		116.74	126.41
	2 187.01	1 791.32	1 443.21	1 652.59	1 240.15	2 652.00	0.00		2 401.92	1 707.43
9 to 10	173.50	215.48	173.23	148.29	- 1 240.15				173.29	86.03
	2 360.51	2 006.80	1 616.44	1 800.88	0.00	2 652.00			2 575.21	1 793.46
11	245.00	223.00	- 1 575.00	227.00					300.00	167.00
	2 605.51	2 229.80	41.44	2 027.88		2 652.00			2 875.21	1 960.46
12	7.78	6.70	- 41.44	6.97						4.83
	2 613.29	2 236.50	0.00	2 034.85		2 652.00			2 875.21	1 965.29
13	23.06	37.20		61.75					- 223.21	15.62
	2 636.35	2 273.70		2 096.60		2 652.00			2 652.00	1 980.91
14	252.00	577.00		226.00						- 1 926.00
	2 888.35	2 850.70		2 322.60		2 652.00			2 652.00	54.91
15 to 16				21.18						- 54.91
	2 888.35	2 850.70		2 343.78		2 652.00			2 652.00	0.00
17	- 236.35			106.92						
	2 652.00	2 850.70		2 450.70		2 652.00			2 652.00	
18		- 198.70		143.60						
	2 652.00	2 652.00		2 594.30		2 652.00			2 652.00	
19				2.90						
	2 652.00	2 652.00		2 597.20		2 652.00			2 652.00	

Ballot paper adjustment: 67

Total ballot papers: 19167

Formal Votes: 18557

Informal ballot papers: 610

Informality rate: 3.18%

Quota = 2652

TRAYNOR	von BERTOUCH	WILLINK	Votes Exhausted	Loss (Gain) by Fraction	Total Votes	Remarks
1 272.00	1 627.00	524.00				
1 272.00	1 627.00	524.00			18 557.00	JAMES elected 1
63.46	17.30	9.39		0.05		JAMES' surplus distributed
1 335.46	1 644.30	533.39		0.05	18 557.00	WILLINK excluded
36.26	84.47	- 533.39		0.07		
1 371.72	1 728.77	0.00		0.12	18 557.00	PEART excluded
64.41	121.81			0.04		
1 436.13	1 850.58			0.16	18 557.00	KEANE excluded
92.95	101.53			0.02		
1 529.08	1 952.11			0.18	18 557.00	JACKSON excluded
188.97	81.34			0.02		
1 718.05	2 033.45			0.20	18 557.00	EDDINGTON excluded
315.00	98.00			0.00		
2 033.05	2 131.45			0.20	18 557.00	PEERS elected 2 , EDDINGTON part excluded
11.80	3.35			0.01		
2 044.85	2 134.80			0.21	18 557.00	EDDINGTON fully excluded
63.98	13.39		8.18	0.03		PEERS' surplus distributed
2 108.83	2 148.19		8.18	0.24	18 557.00	SNOWDEN excluded
352.00	509.00		10.00	0.00		
2 460.83	2 657.19		18.18	0.24	18 557.00	COOPER elected 3, CUSICK elected 4, von BERTOUCH elected 5 , SNOWDEN part excluded
26.13			7.61	- 0.01		
2 486.96	2 657.19		25.79	0.23	18 557.00	SNOWDEN fully excluded
96.60			32.82	0.01		COOPER's surplus distributed
2 583.56	2 657.19		58.61	0.24	18 557.00	
42.01			13.08	0.01		CUSICK's surplus distributed
2 625.57	2 657.19		71.69	0.25	18 557.00	
1.77	- 5.19		0.50	0.02		von BERTOUCH's surplus distributed
2 627.34	2 652.00		72.19	0.27	18 557.00	TRAYNOR elected 6

Clarence City Council

Polling closed at 10am 30 October 2007

Returning Officer: Mr Greg Richardson

Mayor

Declarations admitted: 19 234

Formal Votes: 18 827

Ballot paper adjustment: 67

Informal ballot papers: 340

Total ballot papers: 19 167

Informality rate: 1.77%

		Candidates		Total Votes	Absolute Majority	Remarks
		CAMPBELL	COOPER			
Count 1	First Preferences	13 318	5 509	18 827	9 415	CAMPBELL elected

Deputy Mayor

Declarations admitted: 19 234

Formal Votes: 18 978

Ballot paper adjustment: 67

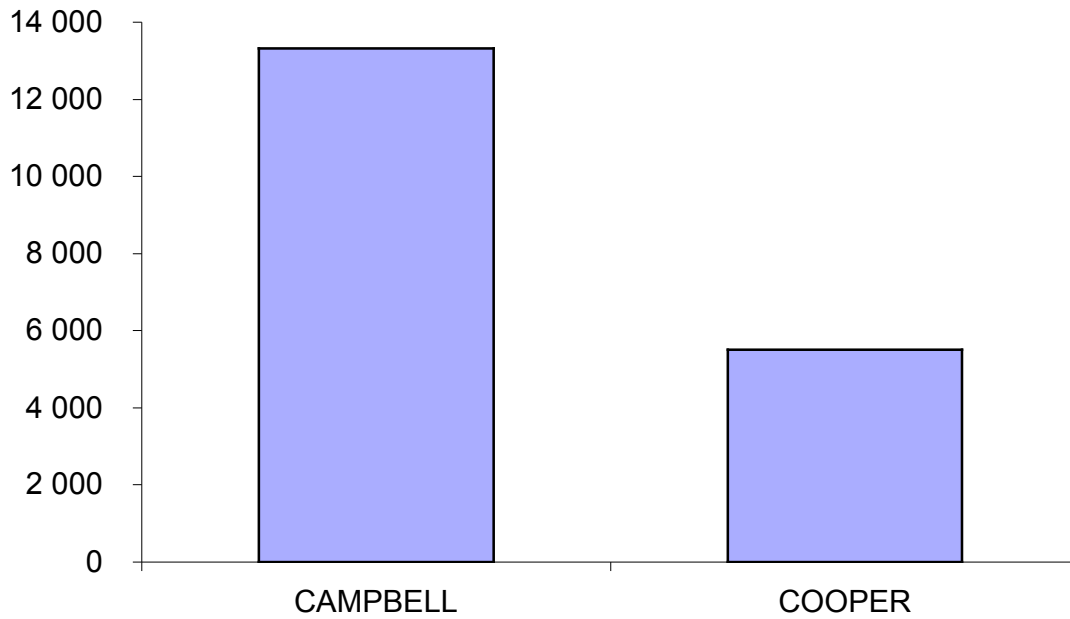
Informal ballot papers: 189

Total ballot papers: 19 167

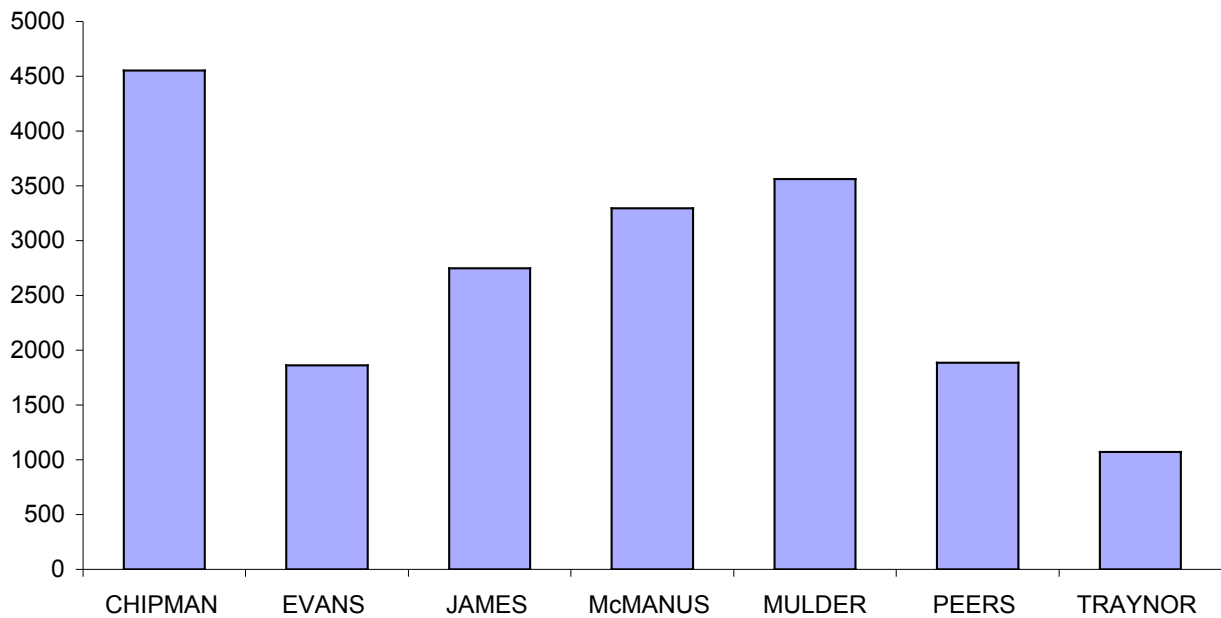
Informality rate: 0.99%

		Candidates							Votes Exhausted	Total Votes	Absolute Majority	Remarks
		CHIPMAN	EVANS	JAMES	McMANUS	MULDER	PEERS	TRAYNOR				
Count 1	Progress Total	4 554	1 860	2 747	3 294	3 563	1 888	1 072		18 978	9 490	First Preferences
Count 2	Votes transferred	235	131	138	199	120	121	-1 072	128			Traynor excluded
	Progress Total	4 789	1 991	2 885	3 493	3 683	2 009	0	128	18 978	9 426	
Count 3	Votes transferred	405	-1 991	325	402	309	313		237			Evans excluded
	Progress Total	5 194	0	3 210	3 895	3 992	2 322		365	18 978	9 307	
Count 4	Votes transferred	595		458	540	470	-2 322		259			Peers excluded
	Progress Total	5 789		3 668	4 435	4 462	0		624	18 978	9 178	
Count 5	Votes transferred	1 260		-3 668	1 092	911			405			James excluded
	Progress Total	7 049		0	5 527	5 373			1 029	18 978	8 975	
Count 6	Votes transferred	2 779			2 005	-5 373			589			Mulder excluded
	Progress Total	9 828			7 532	0			1 618	18 978	8 681	Chipman elected

2007 Clarence City Mayor election - first preferences



2007 Clarence City Deputy Mayor election - first preferences



2005 Clarence City Council - Recount

Recount due to resignation of Alderman Cathy Edwards

14 November 2005

Candidates

		EDDINGTON David	EDWARDS Peter	JACKSON David	PEART Kim	Exhausted Votes	Lost by fraction	Total Votes	Remarks
Count 1	Total	978.37	667.63	415.77	531.70	74.50	0.02	2 667.99	Edward's votes distributed
Count 2	Votes Transferred	137.37	142.46	- 415.77	92.31	43.61	0.02		Jackson excluded
	Progress total	1 115.74	810.09	0.00	624.01	118.11	0.04	2 667.99	
Count 3	Votes Transferred	246.04	277.66		- 624.01	100.30	0.01		Peart excluded
	Total	1 361.78	1 087.75		0.00	218.41	0.05	2 667.99	Eddington elected