



Glenorchy City Council 2007 election report

Table of contents

- Local Government Elections in Tasmania
- Report on the 2007 Glenorchy City Council Election
- List of Councillors (Aldermen) following the 2007 elections
- Councillor (Aldermen) results
- Mayor and Deputy Mayor results
- Recount results

Local Government Elections in Tasmania

Every two years elections are held in all 29 municipal areas for the positions of mayor and deputy mayor and half the councillor positions. Where required, by-elections are held concurrently for vacancies that have occurred since the last elections.

The Tasmanian Electoral Commission (TEC) supervises the conduct of elections in accordance with the *Local Government Act 1993*. Elections by postal ballot have been held in 1994, 1996, 1999 (deferred from 1998), 2000, 2002, 2005 (deferred from 2004), and 2007 with the next elections due in October 2009.

Since 2000, mayors and deputy mayors have been elected directly by the electors in all municipal areas. Previously, in most councils, mayors and deputy mayors were elected by the councillors at the first meeting of a new council.

Candidate information booklets and complete election results for the state are available from the TEC and are posted on the TEC website www.electoral.tas.gov.au.

2007 Election timetable

Notice of election published	Saturday 15 September
Electoral rolls closed	6 pm Thursday 20 September
Nomination period	17 September— 12 noon on 1 October
Nominations closed	12 noon Monday 1 October
Nominations announced & draw for ballot paper positions	12 noon Tuesday 2 October
Ballot material delivered to electors	16–19 October
Polling period	16–30 October
Close of poll	10 am Tuesday 30 October

Casual vacancies

Casual vacancies are filled by recount where possible, unless the vacancy occurs within 6 months of a forthcoming election. Only unelected candidates from the relevant election may contest a recount. A candidate elected at a recount serves until the next council election. If a recount is not possible, a by-election is held—with the candidate elected to serve for the remainder of the term of office of the original councillor.

Elector polls

A council may hold an elector poll on any issue it determines. It may also be required to hold an elector poll following petitions from electors in accordance with Part 6 of the Act. A council is not bound by the result of an elector poll.

Electoral system

Voting in Tasmanian local government elections is not compulsory.

Elections for councillor positions are conducted using a system modelled on the Hare-Clark method of proportional representation used in Tasmanian House of Assembly elections.

Mayoral and deputy mayoral elections use a preferential system similar to that used for Tasmanian Legislative Council and federal House of Representatives elections.

Report on the 2007 Glenorchy City Council Election

Elections were held for the positions of Mayor and Deputy Mayor for 2 year terms, and 6 Councillors (Aldermen) for 4 year terms.

31 872 Glenorchy City electors were enrolled for the 2007 elections, comprising 31 597 (99.14%) from the State House of Assembly roll and 275 (0.86%) from the General Manager's roll.

52.72% of Glenorchy City electors returned their ballot papers in comparison with 57.43% statewide.

Recounts

Two recounts were held between the 2005 and 2007 elections. Councillor Terry Martin resigned on Tuesday 1 November 2005. Four unelected candidates from the 2002 Glenorchy City Council election contested the recount. The recount took place on Tuesday 22 November 2005.

The other recount was due to the resignation of Councillor Ben Slade on Friday 13 January 2006. Three unelected candidates from the 2002 Glenorchy City Council election contested the recount. The recount took place on Tuesday 31 January 2006. Full details are provided on the back page.

Candidates at the 2007 elections

Mayor		Councillors (Aldermen)	
★ TAYLOR, Adriana J*	Collinsvale	★ BRANCH, Jennifer	Claremont
VERVAART, Bob	Glenorchy	CORBY, Marrette	West Moonah
		DERMODY, Jackie*	Claremont
		DUNSBY, Jan	Claremont
		JONES, Nigel John*	
		KING, Steven	Lenah Valley
★ MANSON, Jim*	Berriedale	★ LOWRIE, Richard Kenneth	Sandy Bay
SLADE, Stuart	Berriedale	★ LUCAS, Christine*	Granton
		MAGINNIS, Jacquie	Glenorchy
		★ NIELSEN, Haydyn*	West Moonah
		POWELL, Michael	West Moonah
		★ TAYLOR, Adriana J*	Collinsvale
		★ VERVAART, Bob*	Glenorchy
		WALKER, Jean	Berriedale

* denotes elected candidate

* denotes seeking re-election

Glenorchy City Councillors (Aldermen) following the 2007 elections

Mayor

term ends 2009

TAYLOR, Adriana J

Deputy Mayor

term ends 2009

MANSON, Jim

12 Councillors (Aldermen)

term ends 2011

TAYLOR, Adriana J

VERVAART, Bob

NIELSEN, Haydyn

LUCAS, Christine

BRANCH, Jennifer

LOWRIE, Richard Kenneth

term ends 2009

SLADE, Stuart

MANSON, Jim

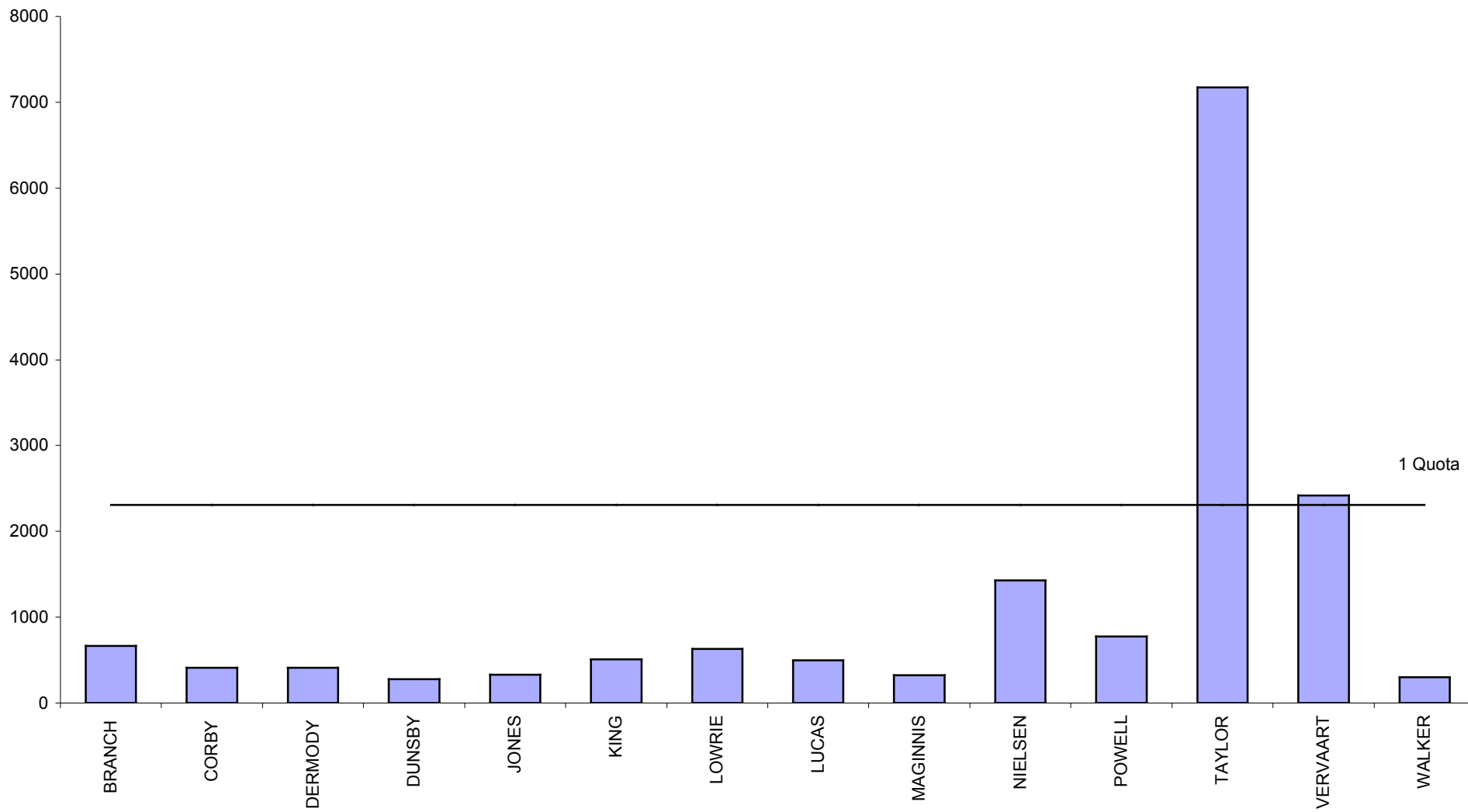
MAV, Steve

RIDLER, Peter

GUY, Mary

PEARCE, David

2007 Glenorchy City Councillor election - first preferences



Glenorchy City Council - 2007 Councillor election

Polling closed at 10am 30 October 2007

Electors enrolled: 31872

Declarations rejected: 156

Number to be elected: 6

Declarations returned: 16802

Declarations admitted: 16646

Returning Officer: Mr David Molnar

Response: 52.72%

Rejection rate: 0.93%

Count	BRANCH	CORBRY	DERMODY	DUNSBY	JONES	KING	LOWRIE	LUCAS	MAGINNIS	NIELSEN
1	665.00	408.00	411.00	275.00	332.00	508.00	633.00	496.00	322.00	1 427.00
2	356.12	191.28	403.60	234.70	301.17	244.19	482.29	569.12	275.40	1 168.76
	1 021.12	599.28	814.60	509.70	633.17	752.19	1 115.29	1 065.12	597.40	2 595.76
3	9.01	3.82	7.75	5.18	11.72	14.28	21.15	10.08	5.64	
	1 030.13	603.10	822.35	514.88	644.89	766.47	1 136.44	1 075.20	603.04	2 595.76
4	23.12	8.54	32.68	14.91	27.48	23.12	54.63	40.55	17.59	- 288.76
	1 053.25	611.64	855.03	529.79	672.37	789.59	1 191.07	1 115.75	620.63	2 307.00
5 to 8	55.15	40.36	66.75	- 529.79	37.83	39.08	66.81	67.06	32.57	
	1 108.40	652.00	921.78	0.00	710.20	828.67	1 257.88	1 182.81	653.20	2 307.00
9 to 12	113.87	- 652.00	92.28		50.27	35.52	53.04	109.68	82.24	
	1 222.27	0.00	1 014.06		760.47	864.19	1 310.92	1 292.49	735.44	2 307.00
13 to 16	120.54		181.10		55.96	54.16	52.88	125.14	- 735.44	
	1 342.81		1 195.16		816.43	918.35	1 363.80	1 417.63	0.00	2 307.00
17 to 20	118.05		95.65		- 816.43	114.79	140.30	143.13		
	1 460.86		1 290.81		0.00	1 033.14	1 504.10	1 560.76		2 307.00
21 to 24	159.48		197.94			137.34	112.88	210.55		
	1 620.34		1 488.75			1 170.48	1 616.98	1 771.31		2 307.00
25 to 28	211.23		149.99			- 1 170.48	257.04	223.68		
	1 831.57		1 638.74			0.00	1 874.02	1 994.99		2 307.00
29 to 30	368.69		- 1 565.59				347.33	527.43		
	2 200.26		73.15				2 221.35	2 522.42		2 307.00
31 to 32	17.78		- 73.15				28.22			
	2 218.04		0.00				2 249.57	2 522.42		2 307.00
33	87.95						49.50	- 215.42		
	2 305.99						2 299.07	2 307.00		2 307.00

Ballot paper adjustment: 34
 Total ballot papers: 16612

Formal Votes: 16146
 Informal ballot papers: 466
 Informality rate: 2.81%
 Quota = 2307

POWELL	TAYLOR	VERVAART	WALKER	Votes Exhausted	Loss (Gain) by Fraction	Total Votes	Remarks
778.00	7 172.00	2 420.00	299.00			16 146.00	TAYLOR elected 1, VERVAART elected 2
362.90	-4 865.00		275.40		0.07		TAYLOR's surplus distributed
1 140.90	2 307.00	2 420.00	574.40		0.07	16 146.00	NIELSEN elected 3
17.88		- 113.00	6.44		0.05		VERVAART's surplus distributed
1 158.78	2 307.00	2 307.00	580.84		0.12	16 146.00	
28.99			17.09		0.06		NIELSEN's surplus distributed
1 187.77	2 307.00	2 307.00	597.93		0.18	16 146.00	
40.05			84.01		0.12		DUNSBY excluded
1 227.82	2 307.00	2 307.00	681.94		0.30	16 146.00	
41.65			73.37		0.08		CORBY excluded
1 269.47	2 307.00	2 307.00	755.31		0.38	16 146.00	
55.72			89.88		0.06		MAGINNIS excluded
1 325.19	2 307.00	2 307.00	845.19		0.44	16 146.00	
113.10			89.46	1.87	0.08		JONES excluded
1 438.29	2 307.00	2 307.00	934.65	1.87	0.52	16 146.00	
110.46			- 934.65	5.95	0.05		WALKER excluded
1 548.75	2 307.00	2 307.00	0.00	7.82	0.57	16 146.00	
313.48				15.08	- 0.02		KING excluded
1 862.23	2 307.00	2 307.00		22.90	0.55	16 146.00	
267.24				54.91	- 0.01		DERMODY part excluded
2 129.47	2 307.00	2 307.00		77.81	0.54	16 146.00	LUCAS elected 4
19.23				7.94	- 0.02		DERMODY fully excluded
2 148.70	2 307.00	2 307.00		85.75	0.52	16 146.00	
53.72				24.22	0.03		LUCAS' surplus distributed
2 202.42	2 307.00	2 307.00		109.97	0.55	16 146.00	BRANCH elected 5, LOWRIE elected 6

Glenorchy City Council

Polling closed at 10am 30 October 2007

Returning Officer: Mr David Molnar

Mayor

Declarations admitted: 16646

Formal Votes: 16258

Ballot paper adjustment: 39

Informal ballot papers: 349

Total ballot papers: 16607

Informality rate: 2.10%

		Candidates		Total Votes	Absolute Majority	Remarks
		TAYLOR	VERVAART			
Count 1	First Preferences	11 643	4 615	16 258	8 130	TAYLOR elected

Deputy Mayor

Declarations admitted: 16646

Formal Votes: 16283

Ballot paper adjustment: 32

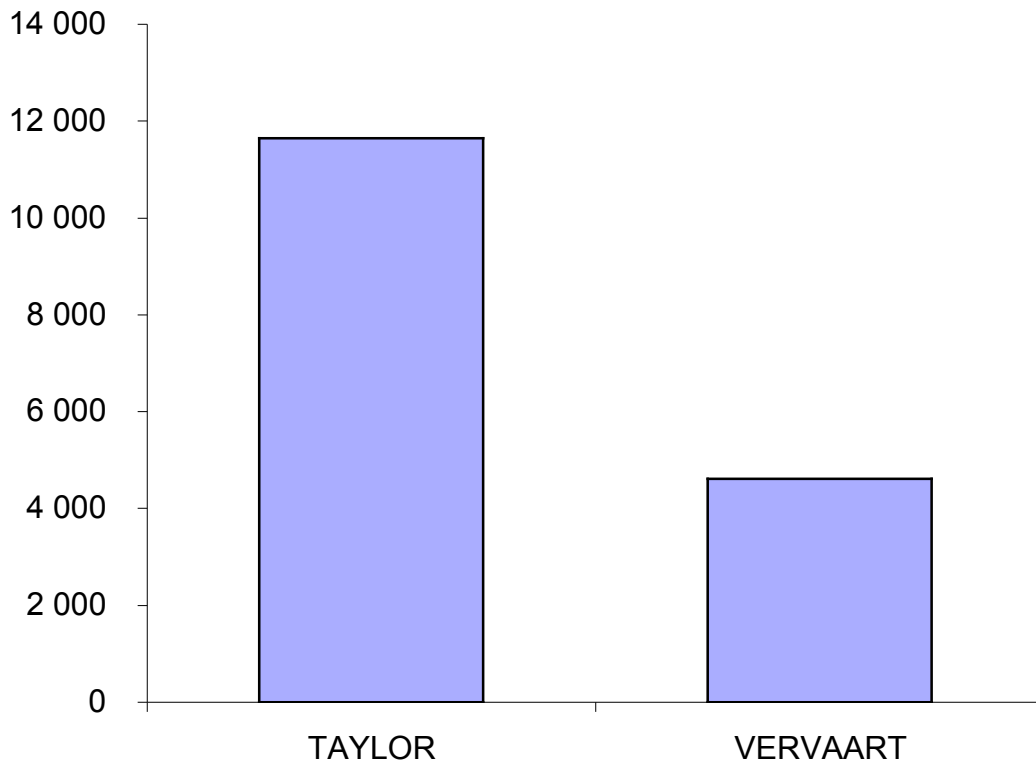
Informal ballot papers: 331

Total ballot papers: 16614

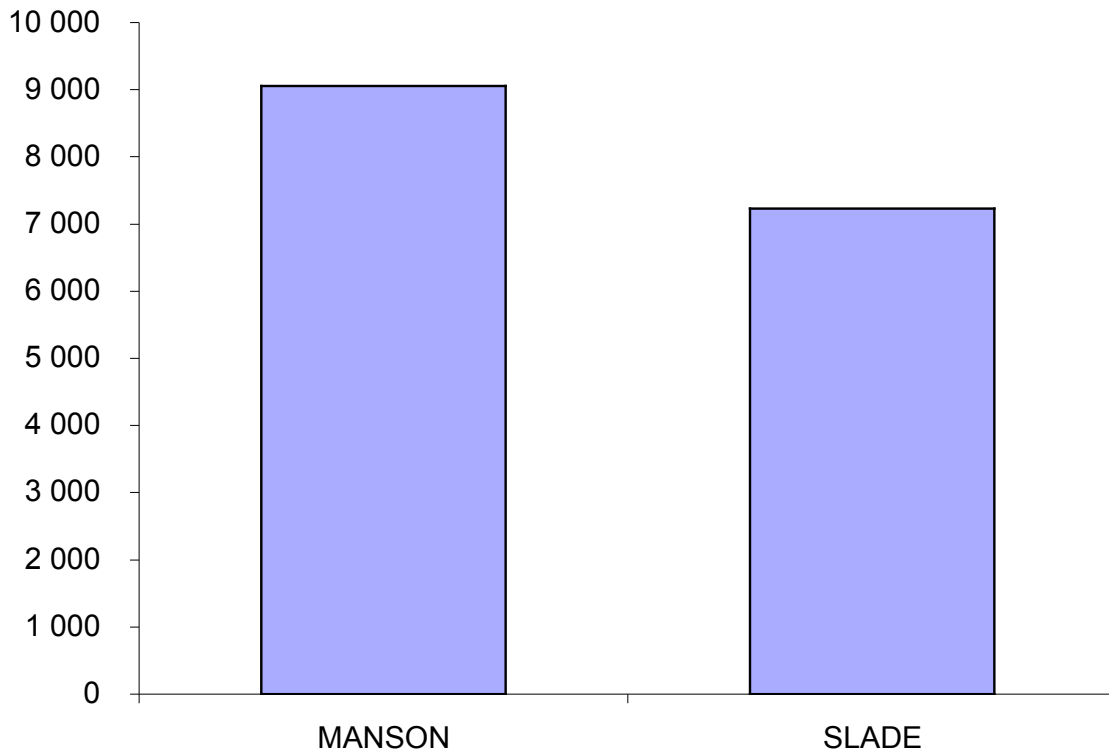
Informality rate: 1.99%

		Candidates		Total Votes	Absolute Majority	Remarks
		MANSON	SLADE			
Count 1	First Preferences	9 056	7 227	16 283	8 143	MANSON elected

2007 Glenorchy City Mayor election - first preferences



2007 Glenorchy City Deputy Mayor election - first preferences



2005 Glenorchy City Council - Recount

Recount due to resignation of Alderman Terry Martin

22 November 2005

Candidates

	DERMODY Jackie	DUNSBY Jan	SHARMA Awadhesh	VERVAART Bob	Exhausted Votes	Lost by fraction	Total Votes	Absolute majority	Remarks
Count 1 Total	939.51	414.89	372.83	573.00	78.74	0.02	2 378.97	1 150.12	Martin's votes distributed
Count 2 Votes Transferred	156.85	80.00	- 372.83	112.26	23.71	0.01			Sharma excluded
Progress total	1 096.36	494.89	0.00	685.26	102.45	0.03	2 378.96	1 138.26	
Count 3 Votes Transferred	293.77	- 494.89		144.83	56.28	0.01			Dunsby excluded
Total	1 390.13	0.00		830.09	158.73	0.04	2 378.95	1 110.12	Dermoddy elected

2006 Glenorchy City Council - Recount

Recount due to resignation of Alderman Ben Slade

31 January 2006

		Candidates							
		DUNSBY Jan	SHARMA Awadhesh	VERVAART Bob	Exhausted Votes	Lost by fraction	Total Votes	Absolute majority	Remarks
Count 1	Votes Transferred	577.81	519.86	1 207.80	73.50	0.03	2 379.00	548.84	Vervaart elected