



# Glenorchy City Council 2009 election report

## Table of contents

- Local Government Elections in Tasmania
- Report on the 2009 Glenorchy City Council Election
- List of Councillors (Aldermen) following the 2009 elections
- Councillor (Aldermen) results
- Mayor and Deputy Mayor results
- Recount results

## Local Government Elections in Tasmania

Every two years elections are held in all 29 municipal areas for the positions of mayor and deputy mayor and half the councillor positions. Where required, by-elections are held concurrently for vacancies that have occurred since the last elections. In 2009, 27 elections were held in September/October, with the Break O'Day and Glamorgan-Spring Bay elections being postponed while an investigation into a proposed voluntary merger between them took place. These elections were then held in November/December.

The Tasmanian Electoral Commission (TEC) supervises the conduct of elections in accordance with the *Local Government Act 1993*. Elections by postal ballot have been held in 1994, 1996, 1999 (deferred from 1998), 2000, 2002, 2005 (deferred from 2004), 2007 and 2009 with the next elections due in October 2011.

Since 2000, mayors and deputy mayors have been elected directly by the electors in all municipal areas. Previously, in most councils, mayors and deputy mayors were elected by the councillors at the first meeting of a new council.

Candidate information booklets and complete election results for the state are available from the TEC and are posted on the TEC website [www.tec.tas.gov.au](http://www.tec.tas.gov.au).

### 2009 Election timetable

Notice of election published	Saturday 12 September
Electoral rolls closed	6 pm Thursday 17 September
Nomination period	14 September–12 noon on 28 September
Nominations closed	12 noon Monday 28 September
Nominations announced & draw for ballot paper positions	12 noon Tuesday 29 September
Ballot material delivered to electors	13–16 October
Polling period	13–27 October
Close of poll	10 am Tuesday 27 October

### Casual vacancies

Casual vacancies are filled by recount where possible, unless the vacancy occurs within 6 months of a forthcoming election. Only unelected candidates from the relevant election may contest a recount. A candidate elected at a recount serves until the next council election. If a recount is not possible, a by-election is held—with the candidate elected to serve for the remainder of the term of office of the original councillor.

### Elector polls

A council may hold an elector poll on any issue it determines. It may also be required to hold an elector poll following petitions from electors in accordance with Part 6 of the Act. A council is not bound by the result of an elector poll.

### Electoral system

Voting in Tasmanian local government elections is not compulsory.

Elections for councillor positions are conducted using a system modelled on the Hare-Clark method of proportional representation used in Tasmanian House of Assembly elections.

Mayoral and deputy mayoral elections use a preferential system similar to that used for Tasmanian Legislative Council and federal House of Representatives elections.

## Report on the 2009 Glenorchy City Council Election

Elections were held for the positions of Mayor and Deputy Mayor for 2 year terms, and 6 Councillors (Aldermen) for 4 year terms.

31 643 Glenorchy City electors were enrolled for the 2009 elections, comprising 31 533 (99.65%) from the State House of Assembly roll and 110 (0.35%) from the General Manager's roll.

50.78% of Glenorchy City electors returned their ballot papers in comparison with 55.54% statewide.

### Recounts

A recount was conducted on 1 July 2008, to fill a vacancy for Councillor (Alderman) on the Glenorchy City Council following the resignation of Steve Mav on 16 June 2008. Eight unelected candidates from the 2005 Glenorchy City Council election contested the recount. Full details are provided on the back page.

### Candidates at the 2009 elections

<b>Mayor</b>		<b>Councillors (Aldermen)</b>	
SLADE, Stuart	Berriedale	ALLEN, John (Jack) E	Glenorchy
★ TAYLOR, Adriana Johanna*	Collinsvale	CORBY, Marrette	West Moonah
		GUY, Mary*	Glenorchy
		★ KING, Steven*	Glenorchy
		★ MANSON, Jim*	Berriedale
<b>Deputy Mayor</b>		★ MARTIN, Luke T	Berriedale
BRANCH, Jenny	Claremont	★ PEARCE, David*	Glenorchy
KING, Steven	Glenorchy	★ RIDLER, Peter*	Glenorchy
★ MANSON, Jim*	Berriedale	★ SLADE, Stuart*	Berriedale
PEARCE, David	Glenorchy	STEVENSON, Matt	Glenorchy
RIDLER, Peter	Glenorchy		
VERVAART, Bob	Glenorchy		

★ denotes elected candidate

\* denotes seeking re-election

## Glenorchy City Councillors (Aldermen) following the 2009 elections

<b>Mayor</b>	<b>12 Councillors (Aldermen)</b>	
<i>term ends 2011</i>	<i>term ends 2013</i>	<i>term ends 2011</i>
TAYLOR, Adriana Johanna	MANSON, Jim	TAYLOR, Adriana Johanna
	SLADE, Stuart	VERVAART, Bob
<b>Deputy Mayor</b>	PEARCE, David	NIELSEN, Haydyn
<i>term ends 2011</i>	MARTIN, Luke T	LUCAS, Christine
MANSON, Jim	KING, Steven	BRANCH, Jennifer
	RIDLER, Peter	LOWRIE, Richard Kenneth

# Glenorchy City Council - 2009 Councillor election

Polling closed at 10am 27 October 2009

Electors enrolled: 31 643

Declarations rejected: 168

Ballot paper adjustment: 20

Formal Votes: 15 407

Number to be elected: 6

Declarations returned: 16 069

Declarations admitted: 15 901

Total ballot papers: 15 881

Informal ballot papers: 474

Returning Officer: Mr David Molnar

Response: 50.78%

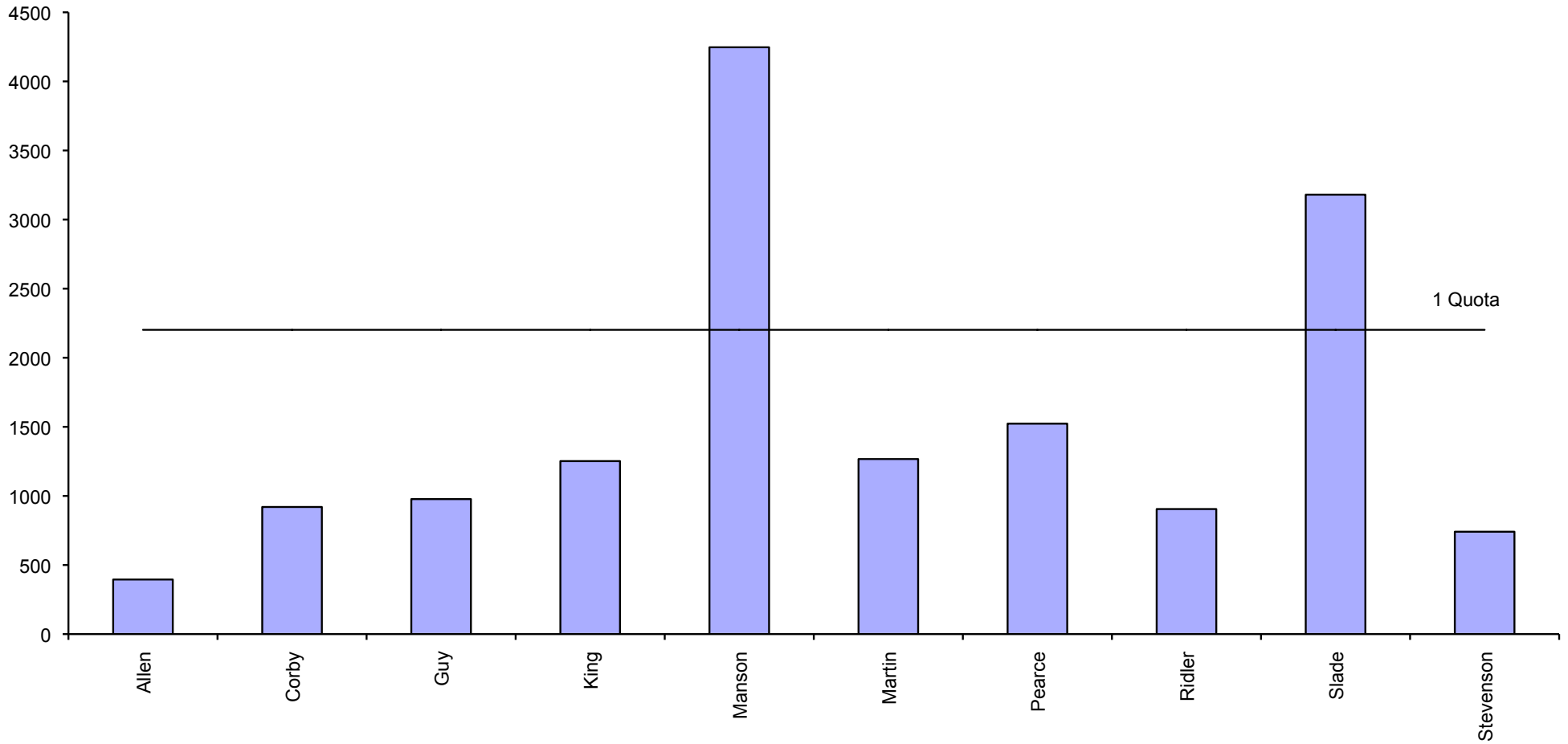
Rejection rate: 1.05%

Informality rate: 2.98%

Quota = 2 202

Count	Allen	Corby	Guy	King	Manson	Martin	Pearce	Ridler	Slade	Stevenson	Votes Exhausted	Loss (Gain) by Fraction	Total Votes	Remarks
1	395.00	920.00	977.00	1 252.00	4 247.00	1 267.00	1 523.00	905.00	3 180.00	741.00			15 407.00	<b>Manson elected 1, Slade elected 2</b>
2	102.08	122.78	276.87	290.83	-2 045.00	322.13	449.73	332.72		147.82		0.04		Manson's surplus distributed
	497.08	1 042.78	1 253.87	1 542.83	2 202.00	1 589.13	1 972.73	1 237.72	3 180.00	888.82		0.04	15 407.00	
3	51.05	68.58	99.64	186.98		119.02	125.47	220.81	- 978.00	106.41		0.04		Slade's surplus distributed
	548.13	1 111.36	1 353.51	1 729.81	2 202.00	1 708.15	2 098.20	1 458.53	2 202.00	995.23		0.08	15 407.00	
4 to 6	- 548.13	62.31	37.52	130.58		106.85	72.81	74.90		63.08		0.08		Allen excluded
	0.00	1 173.67	1 391.03	1 860.39	2 202.00	1 815.00	2 171.01	1 533.43	2 202.00	1 058.31		0.16	15 407.00	
7		78.00	61.00	139.00		200.00	132.00	171.00		- 781.00		0.00		Stevenson part excluded
		1 251.67	1 452.03	1 999.39	2 202.00	2 015.00	2 303.01	1 704.43	2 202.00	277.31		0.16	15 407.00	<b>Pearce elected 3</b>
8 to 9		25.37	40.59	64.30		72.15		74.87		- 277.31		0.03		Stevenson excluded
		1 277.04	1 492.62	2 063.69	2 202.00	2 087.15	2 303.01	1 779.30	2 202.00	0.00		0.19	15 407.00	
10		13.00	15.30	28.31		16.83	- 101.01	27.54				0.03		Pearce's surplus distributed
		1 290.04	1 507.92	2 092.00	2 202.00	2 103.98	2 202.00	1 806.84	2 202.00			0.22	15 407.00	
11		-1 046.00	432.00	194.00		247.00		173.00				0.00		Corby part excluded
		244.04	1 939.92	2 286.00	2 202.00	2 350.98	2 202.00	1 979.84	2 202.00			0.22	15 407.00	<b>Martin elected 4, King elected 5</b>
12 to 14		- 244.04	99.24					130.65			14.16	- 0.01		Corby excluded
		0.00	2 039.16	2 286.00	2 202.00	2 350.98	2 202.00	2 110.49	2 202.00		14.16	0.21	15 407.00	
15			64.53			- 148.98		77.20			7.23	0.02		Martin's surplus distributed
			2 103.69	2 286.00	2 202.00	2 202.00	2 202.00	2 187.69	2 202.00		21.39	0.23	15 407.00	
16			23.81	- 84.00				57.58			2.59	0.02		King's surplus distributed
			2 127.50	2 202.00	2 202.00	2 202.00	2 202.00	2 245.27	2 202.00		23.98	0.25	15 407.00	<b>Ridler elected 6</b>

### 2009 Glenorchy City Councillor election - first preferences



# Glenorchy City Council

Polling closed at 10am 27 October 2009

Returning Officer: Mr David Molnar

## Mayor

Declarations admitted: 15901

Formal Votes: 15657

Ballot paper adjustment: 18

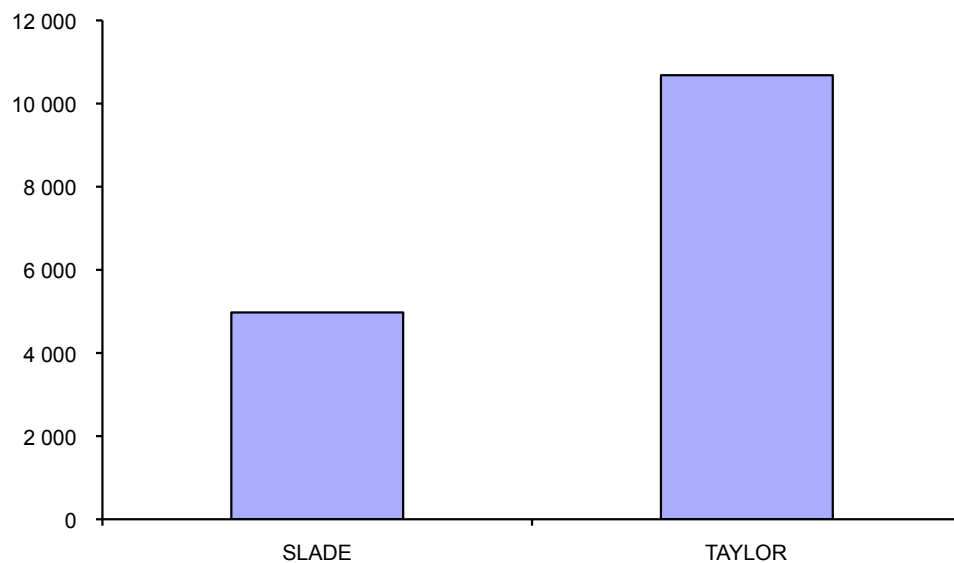
Informal ballot papers: 226

Total ballot papers: 15883

Informality rate: 1.42%

		Candidates		Total Votes	Absolute Majority	Remarks
		SLADE	TAYLOR			
Count 1	First Preferences	4 975	10 682	15 657	7 829	<b>TAYLOR elected</b>

2009 Glenorchy City Mayor election - first preferences



# Glenorchy City Council

Polling closed at 10am 27 October 2009

Returning Officer: Mr David Molnar

## Deputy Mayor

Declarations admitted: 15901

Ballot paper adjustment: 18

Total ballot papers: 15883

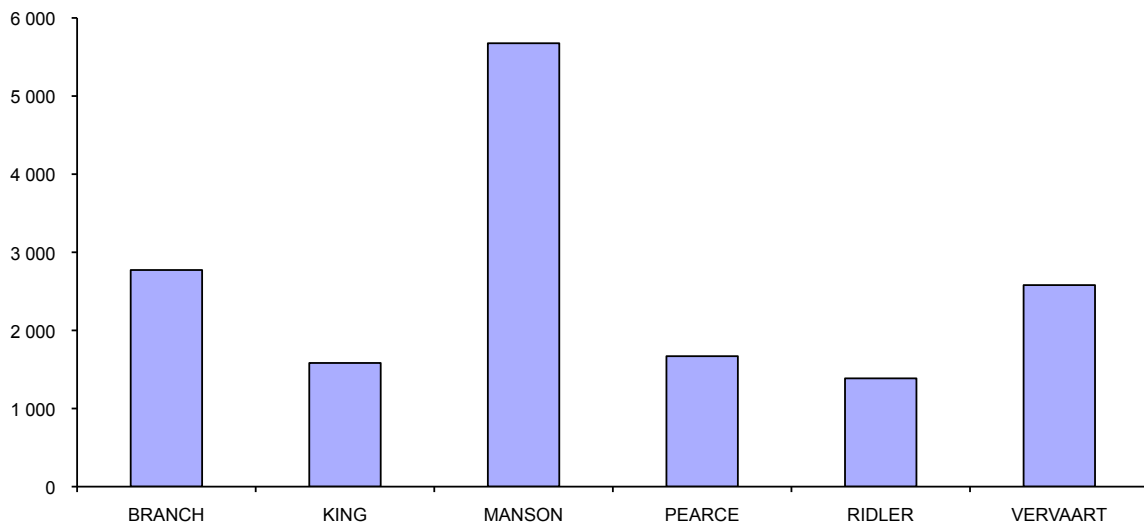
Formal Votes: 15668

Informal ballot papers: 215

Informality rate: 1.35%

		Candidates						Votes Exhausted	Total Votes	Absolute Majority	Remarks
		BRANCH	KING	MANSON	PEARCE	RIDLER	VERVAART				
Count 1	Progress Total	2 773	1 583	5 676	1 670	1 386	2 580	0	15 668	7 835	First preferences
Count 2	Votes transferred	211	438	238	136	-1 386	240	123			Ridler excluded
	Progress Total	2 984	2 021	5 914	1 806	0	2 820	123	15 668	7 773	
Count 3	Votes transferred	520	306	549	-1 806		271	160			Pearce excluded
	Progress Total	3 504	2 327	6 463	0		3091	283	15 668	7 693	
Count 4	Votes transferred	588	-2 327	794			787	158			King excluded
	Progress Total	4 092	0	7 257			3878	441	15 668	7 614	
Count 5	Votes transferred	1 778		1 803			-3878	297			Vervaart excluded
	Progress Total	5 870		9 060			0	738	15 668	7 466	<b>Manson elected</b>

2009 Glenorchy City Deputy Mayor - first preferences



# Glenorchy City Council Recount

## Recount due to resignation of Steve Mav

1 July 2008

### Candidates

		CALITZ Rick	CORBY Marrette	DUNSBY Jan	GILLIE Deanne	HANCL Gary	JACKSON Jonathan	KING Steven	MAGINNIS Jacquie	Exhausted Votes	Lost by fraction	Total Votes	Absolute majority	Remarks
Counts 1 to 2	Total	152.31	206.35	226.75	292.01	397.85	322.36	508.98	256.70	58.65	0.04	<b>2 422.00</b>	1 181.66	Distribution of MAV, CALITZ excluded
Counts 3 to 4	Votes transferred	- 152.31	31.48	13.56	12.04	23.34	15.87	26.87	15.08	14.04	0.03			
	Progress total	0.00	237.83	240.31	304.05	421.19	338.23	535.85	271.78	72.69	0.07	<b>2 422.00</b>	1 174.63	CORBY excluded
Counts 5 to 6	Votes transferred		- 237.83	27.60	50.74	33.13	39.04	30.48	44.48	12.34	0.02			
	Progress total		0.00	267.91	354.79	454.32	377.27	566.33	316.26	85.03	0.09	<b>2 422.00</b>	1 168.45	DUNSBY excluded
Counts 7 to 8	Votes transferred			- 267.91	70.78	32.52	27.21	49.08	58.30	30.00	0.02			
	Progress total			0.00	425.57	486.84	404.48	615.41	374.56	115.03	0.11	<b>2 422.00</b>	1 153.44	MAGINNIS excluded
Counts 9 to 10	Votes transferred				116.56	64.61	74.13	81.52	- 374.56	37.74	0.00			
	Progress total				542.13	551.45	478.61	696.93	0.00	152.77	0.11	<b>2 422.00</b>	1 134.57	JACKSON excluded
Counts 11 to 12	Votes transferred				124.31	128.04	- 478.61	176.48		49.78	0.00			
	Progress total				666.44	679.49	0.00	873.41		202.55	0.11	<b>2 422.00</b>	1 109.68	GILLIE excluded
Counts 13 to 14	Votes transferred				- 666.44	247.14		339.05		80.26	- 0.01			
	Progress total				0.00	926.63		<b>1 212.46</b>		282.81	0.10	<b>2 422.00</b>	1 069.55	<b>KING elected</b>