



Meander Valley Council 2009 election report

Table of contents

- Local Government Elections in Tasmania
- Report on the 2009 Meander Valley Council Election
- List of Councillors following the 2009 elections
- Councillor results
- Mayor and Deputy Mayor results
- Recount results

Local Government Elections in Tasmania

Every two years elections are held in all 29 municipal areas for the positions of mayor and deputy mayor and half the councillor positions. Where required, by-elections are held concurrently for vacancies that have occurred since the last elections. In 2009, 27 elections were held in September/October, with the Break O'Day and Glamorgan-Spring Bay elections being postponed while an investigation into a proposed voluntary merger between them took place. These elections were then held in November/December.

The Tasmanian Electoral Commission (TEC) supervises the conduct of elections in accordance with the *Local Government Act 1993*. Elections by postal ballot have been held in 1994, 1996, 1999 (deferred from 1998), 2000, 2002, 2005 (deferred from 2004), 2007 and 2009 with the next elections due in October 2011.

Since 2000, mayors and deputy mayors have been elected directly by the electors in all municipal areas. Previously, in most councils, mayors and deputy mayors were elected by the councillors at the first meeting of a new council.

Candidate information booklets and complete election results for the state are available from the TEC and are posted on the TEC website www.tec.tas.gov.au.

2009 Election timetable

Notice of election published	Saturday 12 September
Electoral rolls closed	6 pm Thursday 17 September
Nomination period	14 September–12 noon on 28 September
Nominations closed	12 noon Monday 28 September
Nominations announced & draw for ballot paper positions	12 noon Tuesday 29 September
Ballot material delivered to electors	13–16 October
Polling period	13–27 October
Close of poll	10 am Tuesday 27 October

Casual vacancies

Casual vacancies are filled by recount where possible, unless the vacancy occurs within 6 months of a forthcoming election. Only unelected candidates from the relevant election may contest a recount. A candidate elected at a recount serves until the next council election. If a recount is not possible, a by-election is held—with the candidate elected to serve for the remainder of the term of office of the original councillor.

Elector polls

A council may hold an elector poll on any issue it determines. It may also be required to hold an elector poll following petitions from electors in accordance with Part 6 of the Act. A council is not bound by the result of an elector poll.

Electoral system

Voting in Tasmanian local government elections is not compulsory.

Elections for councillor positions are conducted using a system modelled on the Hare-Clark method of proportional representation used in Tasmanian House of Assembly elections.

Mayoral and deputy mayoral elections use a preferential system similar to that used for Tasmanian Legislative Council and federal House of Representatives elections.

Report on the 2009 Meander Valley Council Election

Elections were held for the positions of Mayor and Deputy Mayor for 2 year terms, and 6 Councillors, 5 of which are for 4 year terms and 1 casual position for 2 years.

13 914 Meander Valley electors were enrolled for the 2009 elections, comprising 13 811 (99.26%) from the State House of Assembly roll and 103 (0.74%) from the General Manager's roll.

53.84% of Meander Valley electors returned their ballot papers in comparison with 55.54% statewide.

Recounts

A recount was conducted on 24 July 2008, to fill a vacancy for Councillor on the Meander Valley Council following the resignation of Michael Kelly on 10 July 2008. Six unelected candidates from the 2005 Meander Valley Council election contested the recount. Full details are provided on the back page.

Candidates at the 2009 elections

Mayor		Councillors	
RICHARDSON, Bob	Westbury	FLOWERS, Ron	Elizabeth Town
★ SHELTON, Mark*	Bracknell	★ FROST, Pat*	Westbury
		GEE, John	Cluan
		HUTCHINS, Rod	Birralee
		KNOWLES, Kevin	Western Creek
Deputy Mayor		★ LINGER, Rodney*	Caveside
FROST, Pat	Westbury	★ LOONE, Bob*	Chudleigh
★ LOONE, Bob*	Chudleigh	PARSONS, Phill	Elizabeth Town
		★ PERKINS, Craig	Prospect Vale
		★ RICHARDSON, Bob*	Westbury
		STEPHENS, Peter	Prospect Vale
		SYNFIELD, Rodney	Western Creek
		^★ WHITE, Deborah	Exton

★ denotes elected candidate
 * denotes seeking re-election
 ^ denotes filled casual vacancy

Meander Valley Councillors following the 2009 elections

Mayor	9 Councillors	
<i>term ends 2011</i>	<i>term ends 2013</i>	<i>term ends 2011</i>
SHELTON, Mark	LOONE, Bob	SHELTON, Mark
Deputy Mayor	FROST, Pat	FELLOWS, Geoff
<i>term ends 2011</i>	RICHARDSON, Bob	HOWARD, Ian
LOONE, Bob	LINGER, Rodney	WHITE, Deborah
	PERKINS, Craig	

Meander Valley Council - 2009 Councillor election

Polling closed at 10am 27 October 2009

Electors enrolled: 13 914

Declarations rejected: 96

Ballot paper adjustment: 2

Formal Votes: 7 250

Number to be elected: 6

Declarations returned: 7 491

Declarations admitted: 7 395

Total ballot papers: 7 393

Informal ballot papers: 143

Returning Officer: Mr Davin Foulkes

Response: 53.84%

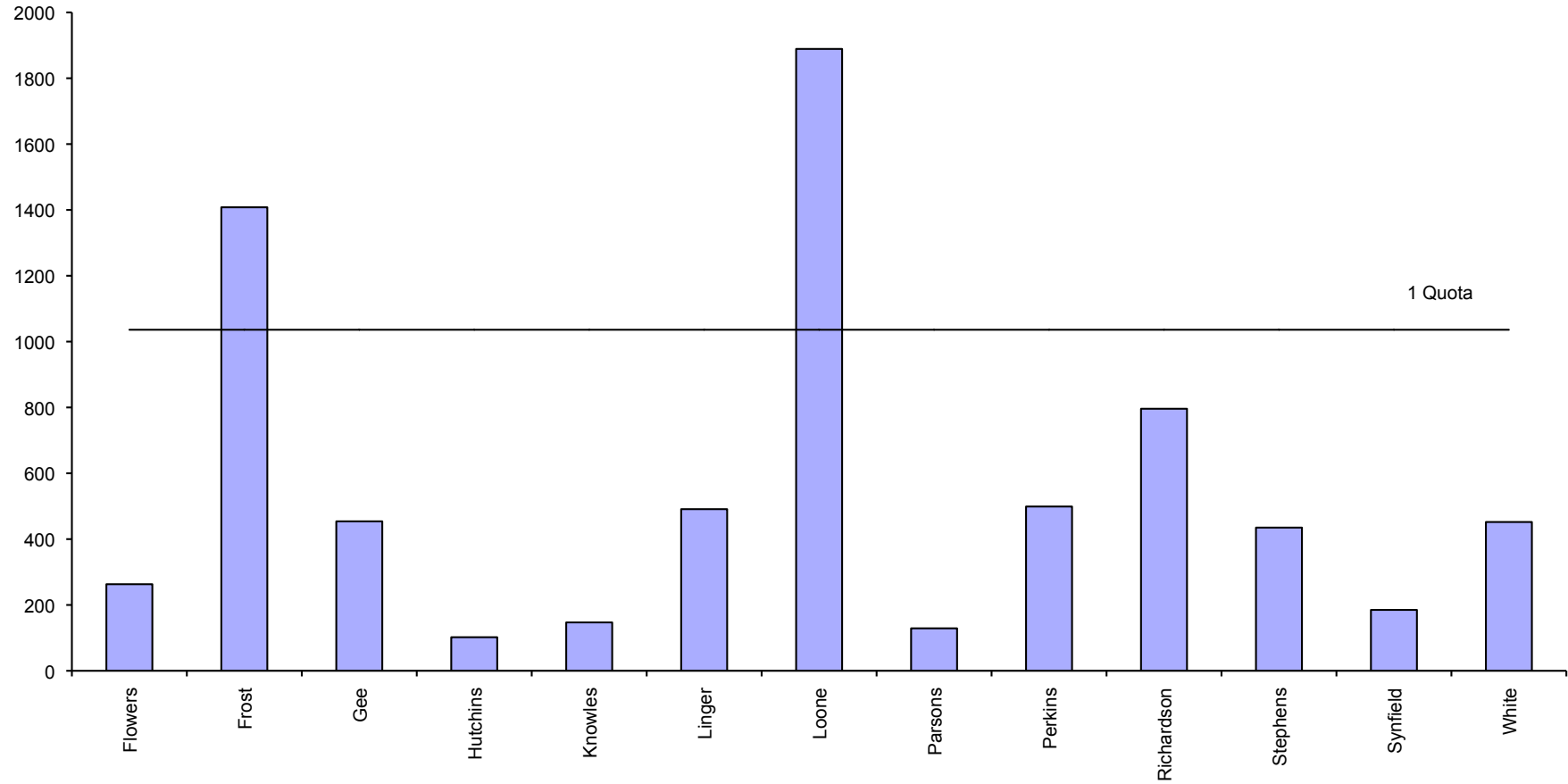
Rejection rate: 1.28%

Informality rate: 1.93%

Quota = 1 036

Count	Flowers	Frost	Gee	Hutchins	Knowles	Linger	Loone	Parsons	Perkins	Richardson	Stephens	Synfield	White	Votes Exhausted	Loss (Gain) by Fraction	Total Votes	Remarks
1	263.00	1 408.00	454.00	102.00	147.00	491.00	1 889.00	129.00	499.00	796.00	435.00	185.00	452.00			7 250.00	Loone elected 1, Frost elected 2
2	58.70		86.69	32.06	36.57	115.59	- 853.00	40.64	41.54	277.25	29.35	43.34	91.21		0.06		Loone's surplus distributed
	321.70	1 408.00	540.69	134.06	183.57	606.59	1 036.00	169.64	540.54	1 073.25	464.35	228.34	543.21		0.06	7 250.00	Richardson elected 3
3	35.66	- 372.00	87.97	14.26	12.15	76.88		11.36	37.51		22.45	12.41	61.29		0.06		Frost's surplus distributed
	357.36	1 036.00	628.66	148.32	195.72	683.47	1 036.00	181.00	578.05	1 073.25	486.80	240.75	604.50		0.12	7 250.00	
4	3.57		5.39	3.03	2.79	5.46		2.97	3.21	- 37.25	2.79	3.15	4.85		0.04		Richardson's surplus distributed
	360.93	1 036.00	634.05	151.35	198.51	688.93	1 036.00	183.97	581.26	1 036.00	489.59	243.90	609.35		0.16	7 250.00	
5 to 8	8.64		22.14	- 151.35	21.12	12.43		15.49	20.20		10.78	22.83	17.62		0.10		Hutchins excluded
	369.57	1 036.00	656.19	0.00	219.63	701.36	1 036.00	199.46	601.46	1 036.00	500.37	266.73	626.97		0.26	7 250.00	
9 to 12	12.82		18.65		40.76	19.19		- 199.46	16.90		13.66	39.05	38.32		0.11		Parsons excluded
	382.39	1 036.00	674.84		260.39	720.55	1 036.00	0.00	618.36	1 036.00	514.03	305.78	665.29		0.37	7 250.00	
13 to 16	27.04		34.92		- 260.39	19.85			18.86		21.91	64.75	72.96	0.06	0.04		Knowles excluded
	409.43	1 036.00	709.76		0.00	740.40	1 036.00		637.22	1 036.00	535.94	370.53	738.25	0.06	0.41	7 250.00	
17 to 20	45.89		63.20			77.76			33.07		35.94	- 370.53	96.41	18.22	0.04		Synfield excluded
	455.32	1 036.00	772.96			818.16	1 036.00		670.29	1 036.00	571.88	0.00	834.66	18.28	0.45	7 250.00	
21 to 24	- 455.32		102.33			163.44			58.71		53.06		72.92	4.83	0.03		Flowers excluded
	0.00	1 036.00	875.29			981.60	1 036.00		729.00	1 036.00	624.94		907.58	23.11	0.48	7 250.00	
25			94.00			56.00			289.00		- 534.00		92.00	3.00	0.00		Stephens part excluded
		1 036.00	969.29			1 037.60	1 036.00		1 018.00	1 036.00	90.94		999.58	26.11	0.48	7 250.00	Linger elected 4
26			16.70						21.22		- 51.90		11.74	2.25	- 0.01		Stephens part excluded
		1 036.00	985.99			1 037.60	1 036.00		1 233.00	1 036.00	39.04		1 011.32	28.36	0.47	7 250.00	Perkins elected 5
27 to 28			18.35								- 39.04		17.73	3.00	- 0.04		Stephens excluded
		1 036.00	1 004.34			1 037.60	1 036.00		1 233.00	1 036.00	0.00		1 029.05	31.36	0.43	7 250.00	
29			0.71			- 1.60							0.68	0.19	0.02		Linger's surplus distributed
		1 036.00	1 005.05			1 036.00	1 036.00		1 233.00	1 036.00			1 029.73	31.55	0.45	7 250.00	
30			1.43						- 3.22				1.50	0.27	0.02		Perkins' surplus distributed
		1 036.00	1 006.48			1 036.00	1 036.00		1 229.78	1 036.00			1 031.23	31.82	0.47	7 250.00	White elected 6

2009 Meander Valley Councillor election - first preferences



Meander Valley Council

Polling closed at 10am 27 October 2009

Returning Officer: Mr Davin Foulkes

Mayor

Declarations admitted: 7395

Formal Votes: 7289

Ballot paper adjustment: 2

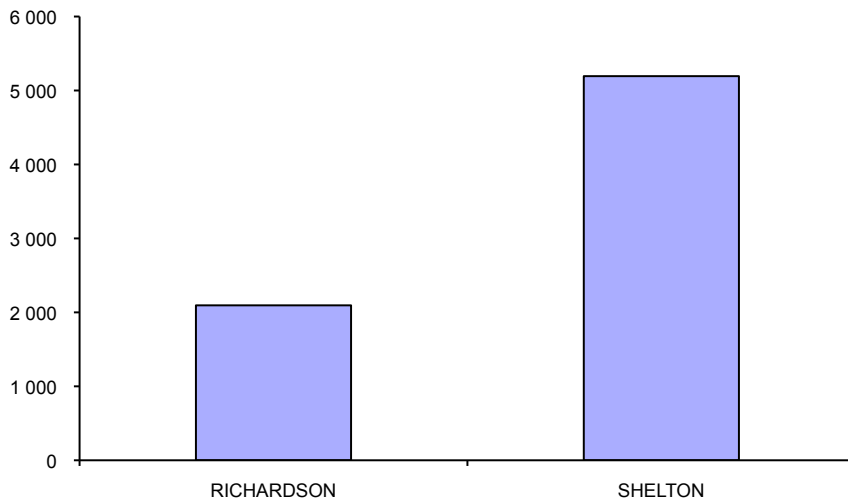
Informal ballot papers: 104

Total ballot papers: 7393

Informality rate: 1.41%

Count 1	First Preferences	Candidates		Total Votes	Absolute Majority	Remarks
		RICHARDSON	SHELTON			
		2 095	5 194	7 289	3 645	SHELTON elected

2009 Meander Valley Mayor election - first preferences



Meander Valley Council

Polling closed at 10am 27 October 2009

Returning Officer: Mr Davin Foulkes

Deputy Mayor

Declarations admitted: 7395

Ballot paper adjustment: 3

Total ballot papers: 7392

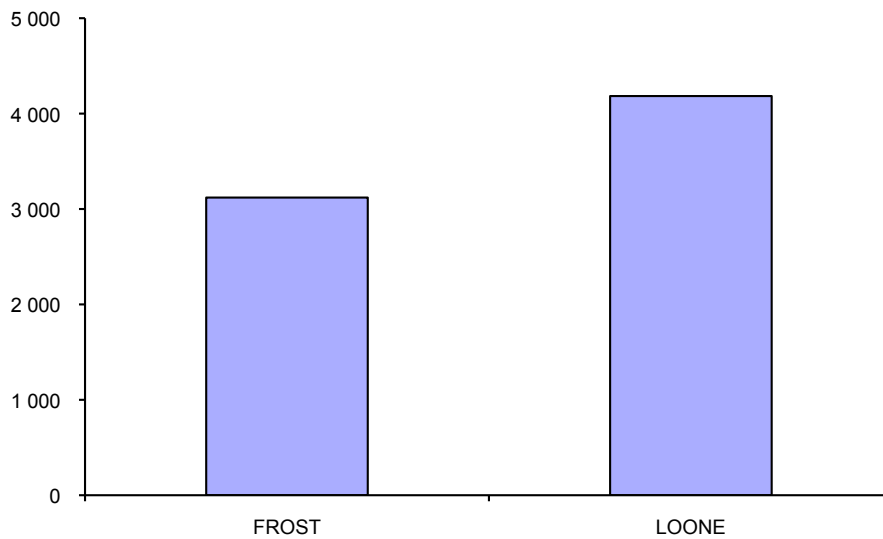
Formal Votes: 7304

Informal ballot papers: 88

Informality rate: 1.19%

		Candidates		Total Votes	Absolute Majority	Remarks
		FROST	LOONE			
Count 1	First Preferences	3 120	4 184	7 304	3 653	LOONE elected

2009 Meander Valley Deputy Mayor election - first preferences



Meander Valley Council Recount

Recount due to resignation of Michael Kelly

24 July 2008

		BELKNER Joy	FLOWERS Ron	KNOWLES Kevin	LINGER Rodney	PORTER Carl	TOBIAS Jacqueline	Exhausted Votes	Lost by fraction	Total Votes	Absolute majority	Remarks
Counts 1 to 4	Total	100.42	146.76	64.44	389.61	321.69	53.04	5.00	0.04	1 081.00	537.99	Distribution of KELLY, TOBIAS excluded
Counts 5 to 8	Votes transferred	13.04	6.79	14.96	4.63	12.16	- 53.04	1.41	0.05			
	Progress total	113.46	153.55	79.40	394.24	333.85	0.00	6.41	0.09	1 081.00	537.26	KNOWLES excluded
Counts 9 to 12	Votes transferred	13.24	11.50	- 79.40	32.13	15.70		6.79	0.04			
	Progress total	126.70	165.05	0.00	426.37	349.55		13.20	0.13	1 081.00	533.84	BELKNER excluded
Counts 13 to 16	Votes transferred	- 126.70	24.38		43.30	44.06		14.96	0.00			
	Progress total	0.00	189.43		469.67	393.61		28.16	0.13	1 081.00	526.36	FLOWERS excluded
Counts 17 to 20	Votes transferred		- 189.43		98.76	73.22		17.47	- 0.02			
	Progress total		0.00		568.43	466.83		45.63	0.11	1 081.00	517.64	LINGER elected