



Break O'Day Council 2011 election report

Table of contents

- Local Government Elections in Tasmania
- Report on the 2011 Break O'Day Council Election
- List of Councillors following the 2011 elections
- Councillor results
- Mayor and Deputy Mayor results
- Recount results

Local Government Elections in Tasmania

Every two years elections are held in all 29 municipal areas for the positions of mayor and deputy mayor and half the councillors. Where required, by-elections are held concurrently for vacancies that have occurred since the last elections.

The Tasmanian Electoral Commission (TEC) supervises the conduct of elections in accordance with the *Local Government Act 1993*. Elections by postal ballot have been held approximately biennially since 1994, with the next elections due in October 2013.

Since 2000, mayors and deputy mayors have been elected directly by the electors in all municipal areas. Previously, in most councils, mayors and deputy mayors were elected by the councillors at the first meeting of a new council.

Candidate information booklets and complete election results for the state are available from the TEC and are posted on the TEC website www.tec.tas.gov.au.

2011 Election timetable

Notice of election published	Saturday 10 September
Electoral rolls closed	6 pm Thursday 15 September
Nomination period	12 September–12 noon on 26 September
Nominations closed	12 noon Monday 26 September
Nominations announced & draw for ballot paper positions	12 noon Tuesday 27 September
Ballot material delivered to electors	11–14 October
Polling period	11–25 October
Close of poll	10 am Tuesday 25 October

Casual vacancies

Casual vacancies are filled by recount where possible, unless the vacancy occurs within 6 months of a forthcoming election. Only unelected candidates from the relevant election may contest a recount. A candidate elected at a recount serves until the next council election. If a recount is not possible, a by-election is held—with the candidate elected to serve for the remainder of the term of office of the original councillor.

Elector polls

A council may hold an elector poll on any issue it determines. It may also be required to hold an elector poll following petitions from electors in accordance with Part 6 of the Act. A council is not bound by the result of an elector poll.

Electoral system

Voting in Tasmanian local government elections is not compulsory.

Elections for councillor positions are conducted using a system modelled on the Hare-Clark method of proportional representation used in Tasmanian House of Assembly elections.

Mayoral and deputy mayoral elections use a preferential system similar to that used for Tasmanian Legislative Council and federal House of Representatives elections.

Report on the 2011 Break O'Day Council Election

Elections were held for the positions of Mayor and Deputy Mayor for 2 year terms, and 6 Councillors, 4 of which for 4 year terms, and 2 casual positions for 2 years.

5369 Break O'Day electors were enrolled for the 2011 elections, comprising 4750 (88.47%) from the State House of Assembly roll and 619 (11.53%) from the General Manager's roll.

68.69% of Break O'Day electors returned their ballot papers in comparison with 54.28% statewide.

Recounts

A recount was conducted on 26 April 2010, to fill a vacancy for Councillor on the Break O'Day Council following the death of David Clement on 8 April 2010. Eight unelected candidates from the 2009 Break O'Day Council election contested the recount.

A recount was conducted on 29 November 2010, to fill a vacancy for Councillor on the Break O'Day Council following the resignation of Alison Bleaney on 15 November 2010. Six unelected candidates from the 2009 Break O'Day Council election contested the recount.

Full details of both recounts are provided at the back of this report.

Candidates at the 2011 elections

Mayor		Councillors			
	OSBORNE, Margaret	St Helens	^★	COULSON, Donna*	St Helens
★	SCHMERL, Sarah	St Helens		GILL, Graeme John	Sorell
			★	JOHNS, Reon*	St Marys
	Deputy Mayor		^★	McGUINNESS, Glenn	Binalong Bay
	GILL, Graeme John	Sorell		NICHOLS, Peter*	Binalong Bay
	JOHNS, Reon	St Marys	★	OSBORNE, Margaret*	St Helens
	LeFEVRE, John	St Helens	★	SCHMERL, Sarah*	St Helens
★	RUBENACH, Hannah	Gray	★	TUCKER, Michael	St Helens

★ denotes elected candidate

* denotes seeking re-election

^ denotes filled casual vacancy

Break O'Day Councillors following the 2011 elections

Mayor

term ends 2013

SCHMERL, Sarah

Deputy Mayor

term ends 2013

RUBENACH, Hannah

9 Councillors

term ends 2015

SCHMERL, Sarah

OSBORNE, Margaret

TUCKER, Michael

JOHNS, Reon

term ends 2013

McGIVERON, John Charles

RUBENACH, Hannah

LeFEVRE, John

COULSON, Donna

McGUINNESS, Glenn

Break O'Day Council - 2011 Councillor election

Polling closed at 10am 25 October 2011

Number to be elected: 6

Returning Officer: Mr Davin Foulkes

Electors enrolled: 5 369

Declarations returned: 3 688

Response: 68.69%

Declarations rejected: 66

Declarations admitted: 3 622

Rejection rate: 1.79%

Ballot paper adjustment: 9

Total ballot papers: 3 613

Formal Votes: 3 547

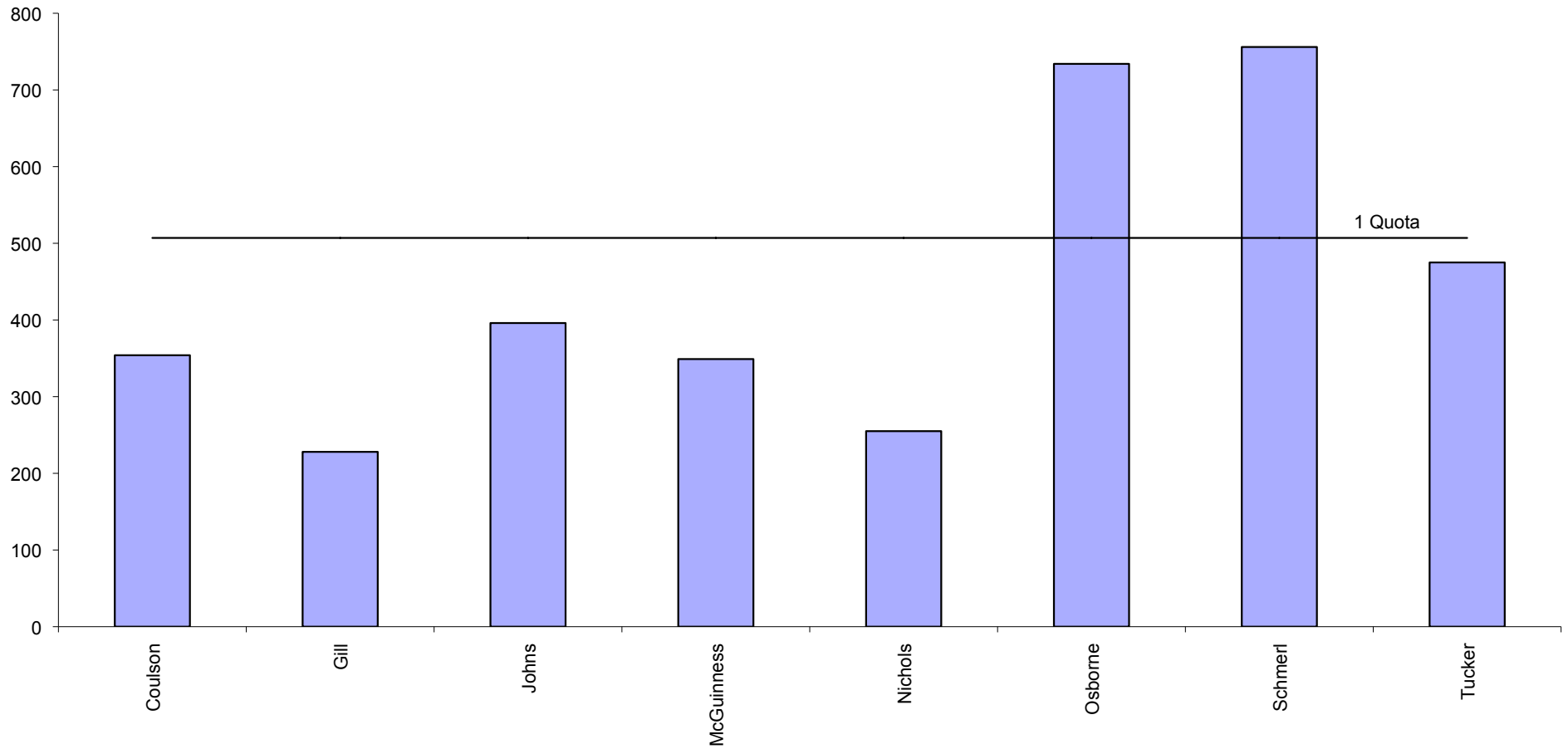
Informal ballot papers: 66

Informality rate: 1.83%

Quota = 507

Count	Coulson	Gill	Johns	McGuinness	Nichols	Osborne	Schmerl	Tucker	Votes Exhausted	Loss (Gain) by Fraction	Total Votes	Remarks
1	354.00	228.00	396.00	349.00	255.00	734.00	756.00	475.00			3547.00	Schmerl elected 1, Osborne elected 2
2	82.34	37.54	30.63	39.52	23.05		- 249.00	35.90		0.02		Schmerl's surplus distributed
	436.34	265.54	426.63	388.52	278.05	734.00	507.00	510.90		0.02	3547.00	Tucker elected 3
3	59.37	47.62	52.88	46.08	21.02	- 227.00				0.03		Osborne's surplus distributed
	495.71	313.16	479.51	434.60	299.07	507.00	507.00	510.90		0.05	3547.00	
4	1.43	0.78	0.64	0.85	0.17			- 3.90		0.03		Tucker's surplus distributed
	497.14	313.94	480.15	435.45	299.24	507.00	507.00	507.00		0.08	3547.00	
5	50.00	35.00	142.00	28.00	- 255.00					0.00		Nichols part excluded
	547.14	348.94	622.15	463.45	44.24	507.00	507.00	507.00		0.08	3547.00	Johns elected 4, Coulson elected 5
6 to 8		20.93		22.06	- 44.24				1.24	0.01		Nichols excluded
	547.14	369.87	622.15	485.51	0.00	507.00	507.00	507.00	1.24	0.09	3547.00	
9		63.25	- 115.15	39.73					12.16	0.01		Johns' surplus distributed
	547.14	433.12	507.00	525.24		507.00	507.00	507.00	13.40	0.10	3547.00	McGuinness elected 6

2011 Break O'Day Councillor election - first preferences



Break O'Day Council

Polling closed at 10am 25 October 2011

Returning Officer: Mr Davin Foulkes

Mayor

Declarations admitted: 3 622

Formal Votes: 3 547

Ballot paper adjustment: 9

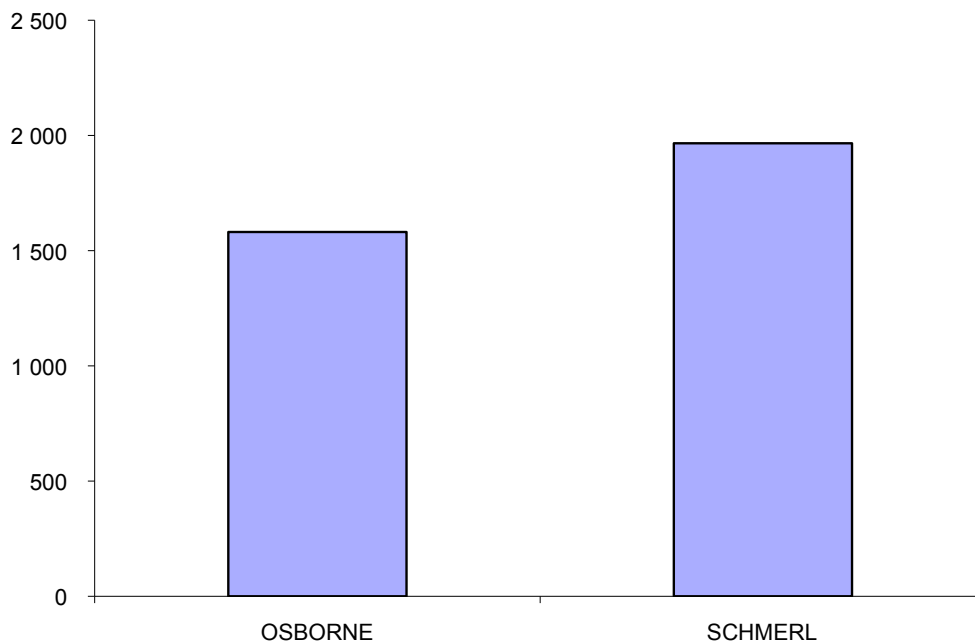
Informal ballot papers: 66

Total ballot papers: 3 613

Informality rate: 1.83%

		Candidates		Total Votes	Absolute Majority	Remarks
		OSBORNE	SCHMERL			
Count 1	First Preferences	1 581	1 966	3 547	1 774	SCHMERL elected

2011 Break O'Day Mayor election - first preferences



Break O'Day Council

Polling closed at 10am 25 October 2011

Returning Officer: Mr Davin Foulkes

Deputy Mayor

Declarations admitted: 3 622

Formal Votes: 3 576

Ballot paper adjustment: 10

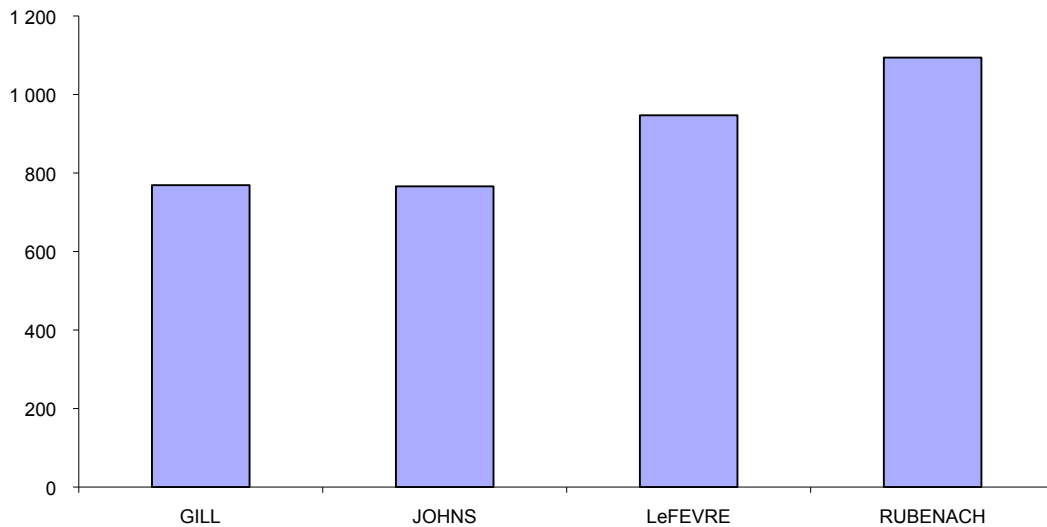
Informal ballot papers: 36

Total ballot papers: 3 612

Informality rate: 1.00%

		Candidates				Votes Exhausted	Total Votes	Absolute Majority	Remarks
		GILL	JOHNS	LeFEVRE	RUBENACH				
Count 1	Progress Total	769	766	947	1 094	0	3 576	1 789	First preferences
Count 2	Votes transferred	172	- 766	134	363	97			Johns excluded
	Progress Total	941	0	1 081	1 457	97	3 576	1 740	
Count 3	Votes transferred	- 941		501	340	100			Gill excluded
	Progress Total	0		1 582	1 797	197	3 576	1 690	Rubenach elected

2011 Break O'Day Deputy Mayor election - first preferences



Break O'Day Council Recount

Recount due to death of David Clement

26 April 2010

		CATO Vic	COULSON Donna	HOLDER Henry	MCGUINNESS Glenn	MCLEAN Gus	NICHOLS Peter John	POWER Peter Roy	RATTRAY Leslie Joseph	Exhausted Votes	Lost by fraction	Total Votes	Absolute majority	Remarks
Counts 1 to 2	Total	39.26	61.74	51.96	48.96	34.04	104.75	103.30	53.96	0.00	0.03	498.00	248.99	Distribution of CLEMENT
Counts 3 to 4	Votes transferred	0.59	2.18	4.59	3.59	- 34.04	10.48	7.29	5.29	0.00	0.03			MCLEAN excluded
	Progress total	39.85	63.92	56.55	52.55	0.00	115.23	110.59	59.25	0.00	0.06	498.00	248.98	
Counts 5 to 6	Votes transferred	- 39.85	8.59	9.48	8.29		7.88	1.00	3.29	1.29	0.03			CATO excluded
	Progress total	0.00	72.51	66.03	60.84		123.11	111.59	62.54	1.29	0.09	498.00	248.32	
Counts 7 to 8	Votes transferred		6.88	8.88	- 60.84		10.18	12.59	20.29	2.00	0.02			MCGUINNESS excluded
	Progress total		79.39	74.91	0.00		133.29	124.18	82.83	3.29	0.11	498.00	247.31	
Counts 9 to 10	Votes transferred		12.48	- 74.91			14.88	17.18	26.18	4.18	0.01			HOLDER excluded
	Progress total		91.87	0.00			148.17	141.36	109.01	7.47	0.12	498.00	245.21	
Counts 11 to 12	Votes transferred		- 91.87				26.55	17.07	25.48	22.77	0.00			COULSON excluded
	Progress total		0.00				174.72	158.43	134.49	30.24	0.12	498.00	233.83	
Counts 13 to 14	Votes transferred						45.96	57.37	- 134.49	31.18	(0.02)			RATTRAY excluded
	Progress total						220.68	215.80	0.00	61.42	0.10	498.00	218.25	NICHOLS elected

Break O'Day Council Recount

Recount due to resignation of Alison Bleaney

29 November 2010

	CATO Vic	COULSON Donna	HOLDER Henry	MCGUINNESS Glenn	MCLEAN Gus	RATTRAY Leslie Joseph	Exhausted Votes	Lost by fraction	Total Votes	Absolute majority	Remarks
Count 1 Total	43.95	116.17	52.75	96.71	108.01	70.96	9.41	0.04	498.00	244.28	Distribution of Bleaney
Count 2 Votes transferred	- 43.95	10.04	8.79	9.41	3.13	8.16	4.39	0.03			Cato excluded
Progress total	0.00	126.21	61.54	106.12	111.14	79.12	13.80	0.07	498.00	242.07	
Count 3 Votes transferred		11.93	- 61.54	11.93	10.67	20.72	6.27	0.02			Holder excluded
Progress total		138.14	0.00	118.05	121.81	99.84	20.07	0.09	498.00	238.93	
Count 4 Votes transferred		37.05		23.86	25.74	- 99.84	13.18	0.01			Ratray excluded
Progress total		175.19		141.91	147.55	0.00	33.25	0.10	498.00	232.33	
Count 5 Votes transferred		65.93		- 141.91	47.09	0.00	28.88	0.01			McGuinness excluded
Progress total		241.12		0.00	194.64	0.00	62.13	0.11	498.00	217.89	Coulson elected