



Huon Valley Council

2014 election report

Table of contents

- Local Government Elections in Tasmania
- Report on the 2014 Huon Valley Council Election
- List of Councillors following the 2014 elections
- Councillor results
- Mayor and Deputy Mayor results
- Recount results

Local Government Elections in Tasmania

Tasmania's local government elections were held in September-October 2014. These were the first all-in, all-out elections conducted since the enactment on 20 June 2013 of the *Local Government Amendment (Elections) Act 2013* and the making of the *Local Government (Number of Councillors) Order 2013*, the *Local Government (Number of Councillors) Order 2014* and the *Local Government (Elections) Order 2013*.

The effect of these was to defer the elections, originally scheduled for 2013, until 2014 when all councillors and aldermen, and mayors and deputy mayors, would be elected for a four year term ending in 2018. The terms of office of councillors elected in both 2009 and 2011 ended in 2014.

There was also a reduction in the number of councillors or aldermen to be elected to nine councils in 2014 (see statewide *Local government election report 2014* for further details).

The Tasmanian Electoral Commission (TEC) supervises the conduct of elections in accordance with the *Local Government Act 1993*. Elections by postal ballot have been held approximately biennially since 1994, with the next quadrennial elections due in October 2018.

Candidate information booklets and complete election results for the state are available from the TEC and are posted on the TEC website www.tec.tas.gov.au.

2014 Election timetable

Notice of election published	Saturday 13 September
Nominations opened	9am Monday 15 September
Electoral rolls closed	6 pm Thursday 18 September
Nominations closed	12 noon Monday 29 September
Nominations announced	12 noon Tuesday 30 September
Ballot material received by electors	14–17 October
Polling period	14–28 October
Close of poll	10 am Tuesday 28 October

Casual vacancies for councillor/alderman

Casual vacancies are filled by recount where possible, unless the vacancy occurs within 6 months of a forthcoming election. Only unelected candidates from the relevant election may contest a recount. If a recount is not possible, a by-election is held. A candidate elected at a recount or by-election serves until the next council election.

Elector polls

A council may hold an elector poll on any issue it determines. It may also be required to hold an elector poll following petitions from electors in accordance with Part 6 of the Act. A council is not bound by the result of an elector poll.

Electoral system

Voting in Tasmanian local government elections is not compulsory.

Elections for councillor positions are conducted using a system modelled on the Hare-Clark method of proportional representation used in Tasmanian House of Assembly elections.

Mayoral and deputy mayoral elections use a preferential system similar to that used for Tasmanian Legislative Council and federal House of Representatives elections.

Report on the 2014 Huon Valley Council Election

Elections were held for the positions of Mayor, Deputy Mayor and 9 Councillors, all for 4 year terms.

11 799 Huon Valley electors were enrolled for the 2014 elections, comprising 11 416 (96.75%) from the State House of Assembly roll and 383 (3.25%) from the General Manager's roll.

64.94% of Huon Valley electors returned their ballot papers in comparison with 54.58% statewide.

Recounts

A recount was conducted on 17 August 2012, to fill a vacancy for Councillor on the Huon Valley Council following the death of Deputy Mayor Gary Doyle on 2 August 2012. Four unelected candidates from the 2011 Huon Valley Council election contested the recount. An abstract of the count is at the back of this report.

A recount was conducted on 15 November 2013, to fill a vacancy for Councillor on the Huon Valley Council following the resignation of Peter Pepper on 31 October 2013. Three unelected candidates from the 2011 Huon Valley Council election contested the recount. An abstract of the count is at the back of this report.

Huon Valley Councillors following the 2014 elections

Mayor

COAD, Peter James

Deputy Mayor

PAUL, Ian

9 Councillors

COAD, Peter James

WILSON, Mike

HERON, Bruce

SMITH, Liz

WOODRUFF, Rosalie

PAUL, Ian

EASTLEY, Lydia

STUDLEY, Ken

RUZICKA, Pavel (Pav)

The candidates

Huon Valley Council

enrolment 11 799

Councillor	16 candidates (9 to be elected)	
BURGESS, Andrew		Geeveston
COAD, Peter James *		Deep Bay
EASTLEY, Lydia *		Dover
HERON, Bruce ^		Grove
HIGGINS, Michael		Lucaston
LANGE, James		Ranelagh
MACKINTOSH, Ian		Cygnets
PAUL, Ian ^		Judbury
POULTON, Gina Frances		Franklin
ROBERTSON, Amy ^		Port Huon
RUZICKA, Pavel (Pav) *		Nicholls Rivulet
SMITH, Liz ^		Cygnets
STUDLEY, Ken *		Ranelagh
VENNING, Polly		Pelverata
WILSON, Mike ^		Castle Forbes Bay
WOODRUFF, Rosalie ^		Lymington

Mayor	3 candidates	
COAD, Peter James *		Deep Bay
HERON, Bruce		Grove
WILSON, Mike		Castle Forbes Bay

Deputy Mayor	5 candidates	
HIGGINS, Michael		Lucaston
PAUL, Ian *		Judbury
RUZICKA, Pavel (Pav)		Nicholls Rivulet
STUDLEY, Ken		Ranelagh
WOODRUFF, Rosalie		Lymington

* denotes elected candidate

^ denotes seeking re-election

Huon Valley Council - 2014 Councillor election

Polling closed at 10am 28 October 2014

Electors enrolled: 11 799

Declarations rejected: 88

Number to be elected: 9

Declarations returned: 7 662

Declarations admitted: 7 574

Returning Officer: Maree Fasoli

Response rate: 64.94%

Rejection rate: 1.15%

Count	BURGESS	COAD	EASTLEY	HERON	HIGGINS	LANGE	MACKINTOSH	PAUL	POULTON	ROBERTSON	RUZICKA
1	239.00	1104.00	437.00	693.00	188.00	411.00	43.00	586.00	119.00	73.00	437.00
2	14.11	- 380.00	11.70	62.98	13.76	14.45	2.06	32.01	6.19	5.50	51.63
3	253.11	724.00	448.70	755.98	201.76	425.45	45.06	618.01	125.19	78.50	488.63
3	32.56		25.94		10.21	18.76	1.65	91.63	1.65	6.34	24.84
4	285.67	724.00	474.64	755.98	211.97	444.21	46.71	709.64	126.84	84.84	513.47
4	2.44		1.57	- 31.98	2.44	2.09	0.69	8.03	1.74	0.52	5.06
5	288.11	724.00	476.21	724.00	214.41	446.30	47.40	717.67	128.58	85.36	518.53
5	0.15		0.99		2.50	0.47	1.62	0.52	1.25	0.47	0.88
6	288.26	724.00	477.20	724.00	216.91	446.77	49.02	718.19	129.83	85.83	519.41
6	0.88		1.32		1.10	0.22	0.88	1.98	0.44	0.88	1.10
7	289.14	724.00	478.52	724.00	218.01	446.99	49.90	720.17	130.27	86.71	520.51
7	1.00		4.00		13.00	4.00	- 43.00	5.00	8.00	3.00	4.00
8 to 12	290.14	724.00	482.52	724.00	231.01	450.99	6.90	725.17	138.27	89.71	524.51
8 to 12	0.90		0.39		1.41	0.26	- 6.90		0.64	0.32	1.05
13	291.04	724.00	482.91	724.00	232.42	451.25	0.00	725.17	138.91	90.03	525.56
13	0.00		0.00		0.23	0.00		- 1.17	0.23	0.00	0.23
14 to 20	291.04	724.00	482.91	724.00	232.65	451.25		724.00	139.14	90.03	525.79
14 to 20	4.61		18.94		7.94	11.67			6.41	14.92	7.97
21 to 26	295.65	724.00	501.85	724.00	240.59	462.92		724.00	145.55	104.95	533.76
21 to 26	16.82		23.42		11.09	12.66			9.81	- 104.95	17.41
27 to 33	312.47	724.00	525.27	724.00	251.68	475.58		724.00	155.36	0.00	551.17
27 to 33	9.18		48.36		35.35	28.76			- 155.36		23.87
34 to 40	321.65	724.00	573.63	724.00	287.03	504.34		724.00	0.00		575.04
34 to 40	50.63		94.51		- 287.03	60.96					46.53
41	372.28	724.00	668.14	724.00	0.00	565.30		724.00			621.57
41	- 310.00		107.00			53.00					57.00
42 to 47	62.28	724.00	775.14	724.00		618.30		724.00			678.57
42 to 47	- 62.28					35.00					24.78
48	0.00	724.00	775.14	724.00		653.30		724.00			703.35
48			- 51.14			21.98					25.80
		724.00	724.00	724.00		675.28		724.00			729.15

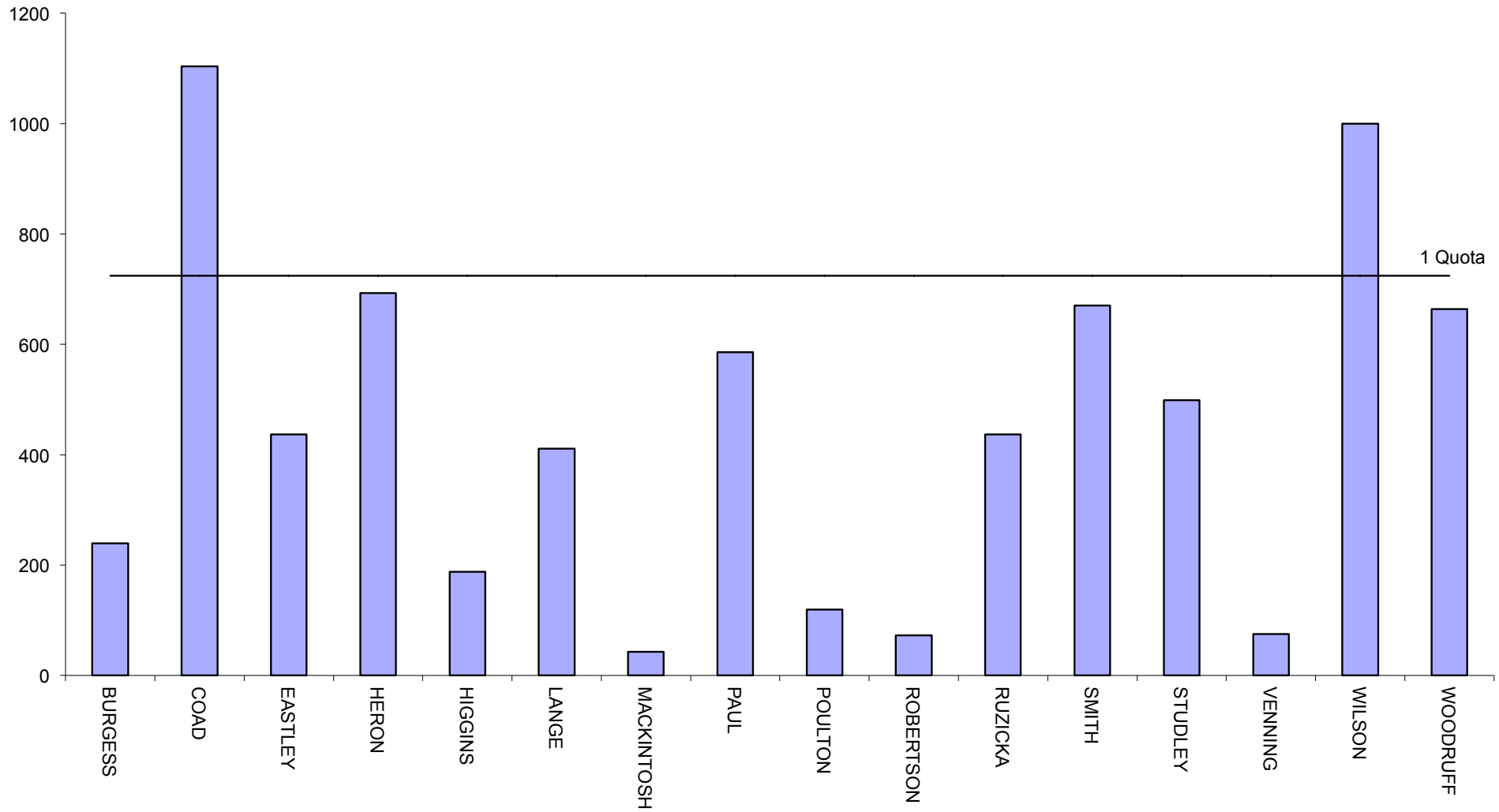
Ballot paper adjustment: 7
 Total ballot papers: 7 567

Formal Votes: 7 238
 Informal ballot papers: 329
 Informality rate: 4.35%

Quota = 724

SMITH	STUDLEY	VENNING	WILSON	WOODRUFF	Votes Exhausted	Loss (Gain) by Fraction	Total Votes	Remarks
670.00	499.00	75.00	1000.00	664.00		0.00	7238.00	COAD elected 1, WILSON elected 2
63.67	40.27	4.13		57.48		0.06		COAD's surplus distributed
733.67	539.27	79.13	1000.00	721.48		0.06	7238.00	HERON elected 3, SMITH elected 4
	45.54	4.14	- 276.00	12.69		0.05		WILSON's surplus distributed
733.67	584.81	83.27	724.00	734.17		0.11	7238.00	WOODRUFF elected 5
	6.29	1.04				0.07		HERON's surplus distributed
733.67	591.10	84.31	724.00	734.17		0.18	7238.00	
- 9.67	0.57	0.20				0.05		SMITH's surplus distributed
724.00	591.67	84.51	724.00	734.17		0.23	7238.00	
	0.88	0.44		- 10.17		0.05		WOODRUFF's surplus distributed
724.00	592.55	84.95	724.00	724.00		0.28	7238.00	
	1.00	0.00				0.00		MACKINTOSH part excluded
724.00	593.55	84.95	724.00	724.00		0.28	7238.00	PAUL elected 6
	1.44	0.44				0.05		MACKINTOSH excluded
724.00	594.99	85.39	724.00	724.00		0.33	7238.00	
	0.00	0.46				0.02		PAUL's surplus distributed
724.00	594.99	85.85	724.00	724.00		0.35	7238.00	
	13.32	- 85.85				0.07		VENNING excluded
724.00	608.31	0.00	724.00	724.00		0.42	7238.00	
	13.67					0.07		ROBERTSON excluded
724.00	621.98		724.00	724.00		0.49	7238.00	
	9.78					0.06		POULTON excluded
724.00	631.76		724.00	724.00		0.55	7238.00	
	33.39				1.00	0.01		HIGGINS excluded
724.00	665.15		724.00	724.00	1.00	0.56	7238.00	
	92.00				1.00	0.00		BURGESS part excluded
724.00	757.15		724.00	724.00	2.00	0.56	7238.00	EASTLEY elected 7, STUDLEY elected 8
					2.55	(0.05)		BURGESS excluded
724.00	757.15		724.00	724.00	4.55	0.51	7238.00	
					3.34	0.02		EASTLEY's surplus distributed
724.00	757.15		724.00	724.00	7.89	0.53	7238.00	RUZICKA elected 9

2014 Huon Valley Councillor election - first preferences



Huon Valley Council

Polling closed at 10am 28 October 2014

Returning Officer: Maree Fasoli

Mayor

Declarations admitted: 7 574

Formal Votes: 7 443

Ballot paper adjustment: 7

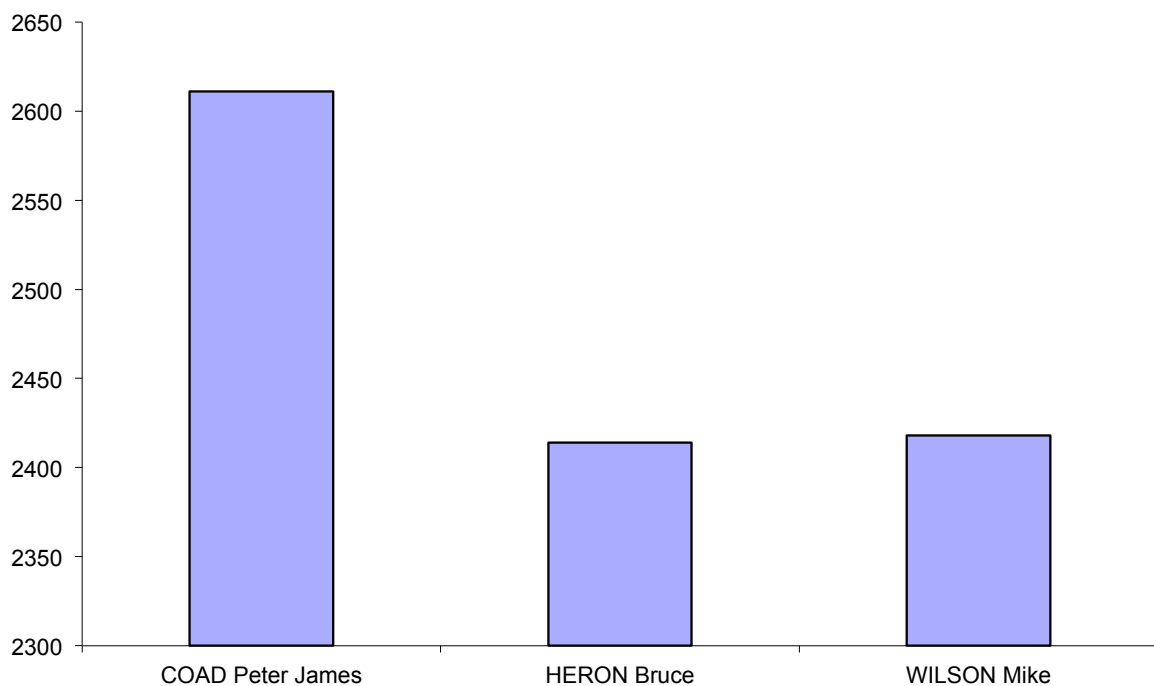
Informal ballot papers: 124

Total ballot papers: 7 567

Informality rate: 1.64%

		COAD Peter James	HERON Bruce	WILSON Mike	Exhausted	Total Votes	Absolute Majority	Remarks
Count 1	Progress Total	2611	2414	2418	0	7443	3722	First preferences
Count 2	Votes transferred	957	-2414	1025	432			HERON excluded
	Progress Total	3568	0	3443	432	7443	3506	COAD elected

2014 Huon Valley Mayor election - first preferences



Huon Valley Council

Polling closed at 10am 28 October 2014

Returning Officer: Maree Fasoli

Deputy Mayor

Declarations admitted: 7 574

Ballot paper adjustment: 6

Total ballot papers: 7 568

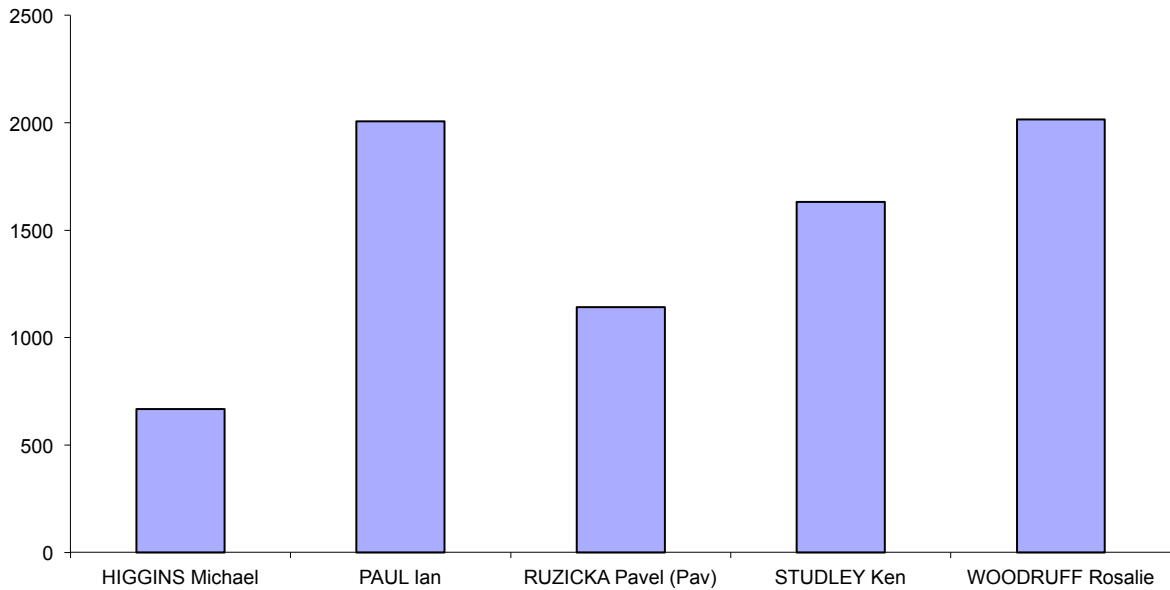
Formal Votes: 7 462

Informal ballot papers: 106

Informality rate: 1.40%

		HIGGINS Michael	PAUL Ian	RUZICKA Pavel (Pav)	STUDLEY Ken	WOODRUFF Rosalie	Exhausted	Total Votes	Absolute Majority	Remarks
Count 1	Progress Total	667	2006	1143	1631	2015	0	7462	3732	First preferences
Count 2	Votes transferred	-667	160	85	120	217	85			HIGGINS excluded
	Progress Total	0	2166	1228	1751	2232	85	7462	3689	
Count 3	Votes transferred		447	-1228	337	213	231			RUZICKA excluded
	Progress Total		2613	0	2088	2445	316	7462	3574	
Count 4	Votes transferred		1360		-2088	412	316			STUDLEY excluded
	Progress Total		3973		0	2857	632	7462	3416	PAUL elected

2014 Huon Valley Deputy Mayor election - first preferences



Huon Valley Council Councillor Recount

Recount due to the death of Councillor Gary Doyle

17 August 2012

Candidates

	BARBER Ben	HOWIE Miranda	PAUL Ian	ROBERTSON Amy	Exhausted Votes	Lost by fraction	Total Votes	Absolute majority	Remarks
Count 1	131.24	123.15	742.86	352.50	31.23	0.02	1 381.00	674.88	Paul elected

Huon Valley Council Councillor Recount

Recount due to resignation of Peter Pepper

15 November 2013

Counts 1 to 5
Distribution of
Pepper

FOLEY Michael	HOWIE Miranda	ROBERTSON Amy	Exhausted Votes	Lost by fraction	Total Votes	Absolute majority	Remarks
287.97	192.09	704.61	196.26	0.07	1 381.00	592.34	Robertson elected
