



King Island Council

2014 election report

Table of contents

- Local Government Elections in Tasmania
- Report on the 2014 King Island Council Election
- List of Councillors following the 2014 elections
- Councillor results
- Mayor and Deputy Mayor results
- Recount results
- By-election results

Local Government Elections in Tasmania

Tasmania's local government elections were held in September-October 2014. These were the first all-in, all-out elections conducted since the enactment on 20 June 2013 of the *Local Government Amendment (Elections) Act 2013* and the making of the *Local Government (Number of Councillors) Order 2013*, the *Local Government (Number of Councillors) Order 2014* and the *Local Government (Elections) Order 2013*.

The effect of these was to defer the elections, originally scheduled for 2013, until 2014 when all councillors and aldermen, and mayors and deputy mayors, would be elected for a four year term ending in 2018. The terms of office of councillors elected in both 2009 and 2011 ended in 2014.

There was also a reduction in the number of councillors or aldermen to be elected to nine councils in 2014 (see statewide *Local government election report 2014* for further details).

The Tasmanian Electoral Commission (TEC) supervises the conduct of elections in accordance with the *Local Government Act 1993*. Elections by postal ballot have been held approximately biennially since 1994, with the next quadrennial elections due in October 2018.

Candidate information booklets and complete election results for the state are available from the TEC and are posted on the TEC website www.tec.tas.gov.au.

2014 Election timetable

Notice of election published	Saturday 13 September
Nominations opened	9am Monday 15 September
Electoral rolls closed	6 pm Thursday 18 September
Nominations closed	12 noon Monday 29 September
Nominations announced	12 noon Tuesday 30 September
Ballot material received by electors	14–17 October
Polling period	14–28 October
Close of poll	10 am Tuesday 28 October

Casual vacancies for councillor/alderman

Casual vacancies are filled by recount where possible, unless the vacancy occurs within 6 months of a forthcoming election. Only unelected candidates from the relevant election may contest a recount. If a recount is not possible, a by-election is held. A candidate elected at a recount or by-election serves until the next council election.

Elector polls

A council may hold an elector poll on any issue it determines. It may also be required to hold an elector poll following petitions from electors in accordance with Part 6 of the Act. A council is not bound by the result of an elector poll.

Electoral system

Voting in Tasmanian local government elections is not compulsory.

Elections for councillor positions are conducted using a system modelled on the Hare-Clark method of proportional representation used in Tasmanian House of Assembly elections.

Mayoral and deputy mayoral elections use a preferential system similar to that used for Tasmanian Legislative Council and federal House of Representatives elections.

Report on the 2014 King Island Council Election

Elections were held for the positions of Mayor, Deputy Mayor and 9 Councillors, all for 4 year terms.

1 254 King Island electors were enrolled for the 2014 elections, comprising 1 108 (88.36%) from the State House of Assembly roll and 146 (11.64%) from the General Manager's roll.

82.93% of King Island electors returned their ballot papers in comparison with 54.58% statewide.

Recounts

A recount was conducted on 9 September 2013, to fill a vacancy for Councillor on the King Island Council following the resignation of Charles Arnold on 27 August 2013. Two unelected candidates from the 2011 King Island Council election contested the recount. An abstract of the count is at the back of this report.

By-elections

A by-election was held between the 2011 and 2014 elections following the resignation of Joris Weitjens on 21 September 2011. The ballot closed at 10am Tuesday 13 December 2011. Four candidates contested the councillor by-election. An abstract of the count is at the back of this report.

King Island Councillors following the 2014 elections

Mayor

McFIE, Duncan

Deputy Mayor

COOPER, HJ (Jim)

9 Councillors

McFIE, Duncan

CONLEY, Royce

COOPER, HJ (Jim)

HANEVEER, Sally

BENN, Jim

MUNDAY, David

RUSSELL, Kirsty

COLLINS, Douglas Leslie

BOWLING, David

The candidates

King Island Council

enrolment 1 254

Councillor	19 candidates (9 to be elected)	
BARNES, Guy Raymond		Loorana
BECKMANN, Jackie ^		Grassy
BENN, Jim *		Loorana
BOWLING, David *		Currie
CHIVERS, Megan Louise		Currie
COLLINS, Douglas Leslie *		Currie
CONLEY, Royce *^		Lymwood
COOKE, Ira		Currie
COOPER, HJ (Jim) *		Currie
FISHER, Sue ^		Nugara
GRAHAM, Donald		Pegarah
HANEVEER, Sally *^		Currie
JOHNSON, Ian		Grassy
McFIE, Duncan *^		Currie
MUNDAY, David *		Pegarah
RUSSELL, Kirsty *		Naracoopa
WILLIAMS, Mick		Currie
YOUD, Michael		Lymwood
YOUD, Peter ^		Currie

Mayor	2 candidates	
CONLEY, Royce		Lymwood
McFIE, Duncan *		Currie

Deputy Mayor	5 candidates	
BECKMANN, Jackie		Grassy
BENN, Jim		Loorana
COOPER, HJ (Jim) *		Currie
HANEVEER, Sally		Currie
MUNDAY, David		Pegarah

* denotes elected candidate

^ denotes seeking re-election

King Island Council - 2014 Councillor election

Polling closed at 10am 28 October 2014

Electors enrolled: 1 254

Declarations rejected: 13

Number to be elected: 9

Declarations returned: 1 040

Declarations admitted: 1 027

Returning Officer: Ngaire Edwards

Response rate: 82.93%

Rejection rate: 1.25%

Count	BARNES, G.	BECKMANN, J.	BENN, J.	BOWLING, D.	CHIVERS, M.	COLLINS, D.	CONLEY, R.	COOKE, I.	COOPER, H.	FISHER, S.	GRAHAM, D.	HANEVEER, S.	JOHNSON, I.
1	8.00	10.00	46.00	56.00	29.00	65.00	115.00	41.00	95.00	17.00	28.00	72.00	16.00
2	0.00	8.38	25.14	7.33	2.09	6.28		2.61	19.90	2.09	1.04	10.99	1.57
	8.00	18.38	71.14	63.33	31.09	71.28	115.00	43.61	114.90	19.09	29.04	82.99	17.57
3	0.26	0.00	1.43	0.13	0.13	0.26	- 15.00	0.65		0.13	0.26	7.69	0.52
	8.26	18.38	72.57	63.46	31.22	71.54	100.00	44.26	114.90	19.22	29.30	90.68	18.09
4	0.39	0.39	0.00	0.78	0.78	4.31		1.17	- 14.90	0.00	0.78	0.39	0.78
	8.65	18.77	72.57	64.24	32.00	75.85	100.00	45.43	100.00	19.22	30.08	91.07	18.87
5 to 7	- 8.65	1.00	0.00	6.00	0.00	0.00		0.00		0.00	0.00	0.39	0.00
	0.00	19.77	72.57	70.24	32.00	75.85	100.00	45.43	100.00	19.22	30.08	91.46	18.87
8 to 11		0.00	1.00	2.00	1.13	0.39		1.17		0.00	0.91	2.00	2.00
		19.77	73.57	72.24	33.13	76.24	100.00	46.60	100.00	19.22	30.99	93.46	20.87
12 to 14		2.00	1.00	3.00	2.04	1.00		0.00		- 19.22	0.00	2.00	0.00
		21.77	74.57	75.24	35.17	77.24	100.00	46.60	100.00	0.00	30.99	95.46	20.87
15 to 18		0.00	0.00	1.00	1.13	3.43		1.00			8.13	1.13	- 20.87
		21.77	74.57	76.24	36.30	80.67	100.00	47.60	100.00		39.12	96.59	0.00
19 to 21		- 21.77	1.52	2.00	4.57	0.52		1.04			0.00	0.00	
		0.00	76.09	78.24	40.87	81.19	100.00	48.64	100.00		39.12	96.59	
22			5.00	3.00	2.00	2.00		4.00			0.00	6.00	
			81.09	81.24	42.87	83.19	100.00	52.64	100.00		39.12	102.59	
23 to 24			0.13	0.00	0.52	0.52		0.52			0.00		
			81.22	81.24	43.39	83.71	100.00	53.16	100.00		39.12	102.59	
25			0.00	0.00	0.43	0.86		0.00			0.00	- 2.59	
			81.22	81.24	43.82	84.57	100.00	53.16	100.00		39.12	100.00	
26			20.00	2.00	1.00	5.00		0.00			- 36.00		
			101.22	83.24	44.82	89.57	100.00	53.16	100.00		3.12	100.00	
27 to 29				0.91	0.00	1.43		0.13			- 3.12		
			101.22	84.15	44.82	91.00	100.00	53.29	100.00		0.00	100.00	
30			- 1.22	0.24	0.06	0.54		0.12					
			100.00	84.39	44.88	91.54	100.00	53.41	100.00			100.00	
31				6.00	- 38.00	2.00		3.00					
			100.00	90.39	6.88	93.54	100.00	56.41	100.00			100.00	
32				1.04	- 5.22	0.52		1.04					
			100.00	91.43	1.66	94.06	100.00	57.45	100.00			100.00	
33 to 36				0.71	- 1.66	0.82		0.13					
			100.00	92.14	0.00	94.88	100.00	57.58	100.00			100.00	
37				1.45		0.97		0.48					
			100.00	93.59		95.85	100.00	58.06	100.00			100.00	
38				0.35		0.35		1.07					
			100.00	93.94		96.20	100.00	59.13	100.00			100.00	
39				10.00		9.00		23.00					
			100.00	103.94		105.20	100.00	82.13	100.00			100.00	

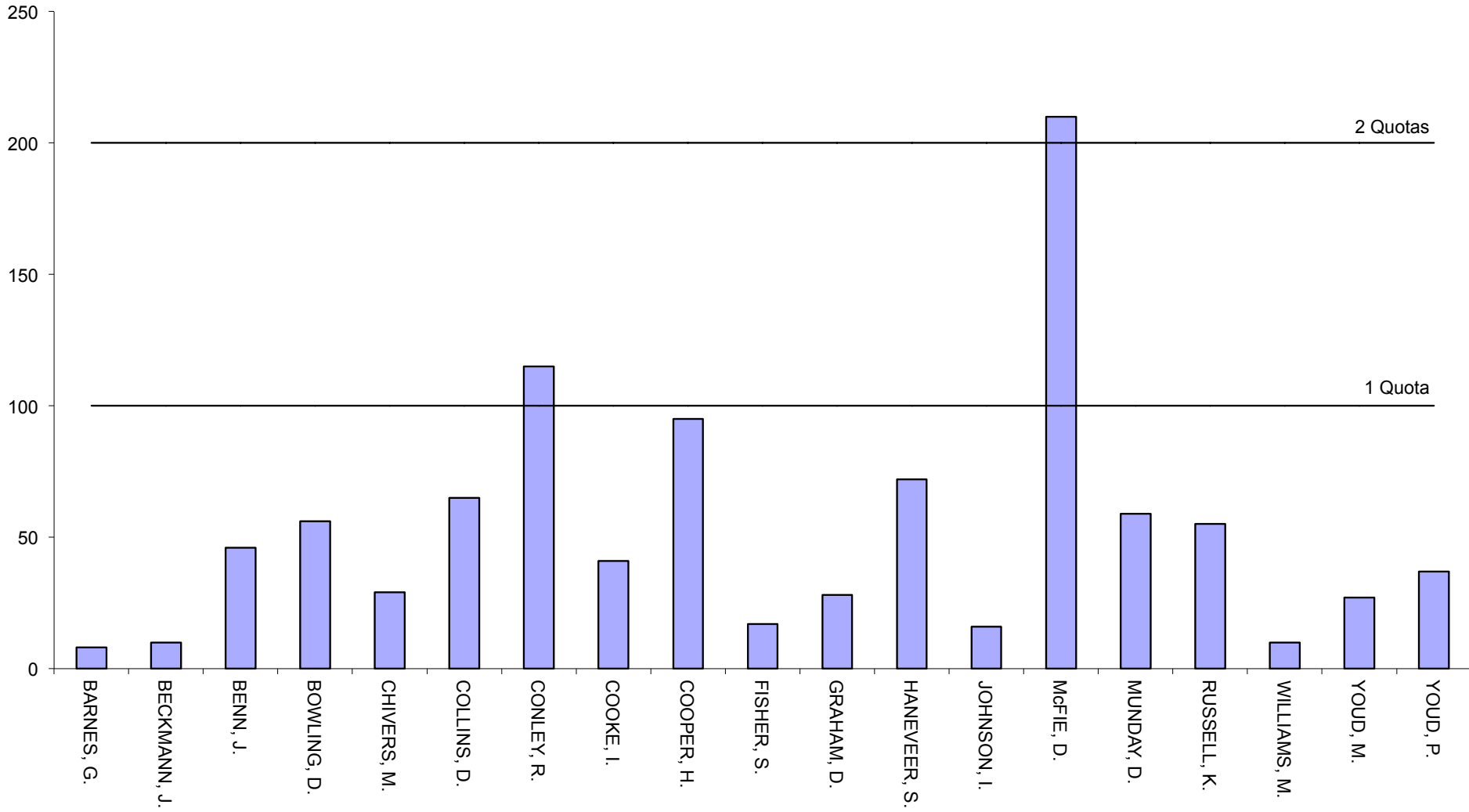
Ballot paper adjustment: 2
 Total ballot papers: 1 025

Formal Votes: 996
 Informal ballot papers: 29
 Informality rate: 2.83%

Quota = 100

McFIE, D.	MUNDAY, D.	RUSSELL, K.	WILLIAMS, M.	YOUD, M.	YOUD, P.	Votes Exhausted	Loss (Gain) by Fraction	Total Votes	Remarks
210.00	59.00	55.00	10.00	27.00	37.00		0.00	996.00	McFIE, D. elected 1, CONLEY, R. elected 2
- 110.00	13.09	4.19	0.52	3.14	1.57		0.07		McFIE, D.'s surplus distributed
100.00	72.09	59.19	10.52	30.14	38.57		0.07	996.00	COOPER, H. elected 3
	1.30	0.65	0.13	0.39	1.04		0.03		CONLEY, R.'s surplus distributed
100.00	73.39	59.84	10.65	30.53	39.61		0.10	996.00	
	1.56	1.17	1.96	0.00	0.39		0.05		COOPER, H.'s surplus distributed
100.00	74.95	61.01	12.61	30.53	40.00		0.15	996.00	
	0.26	1.00	0.00	0.00	0.00		0.00		BARNES, G. excluded
100.00	75.21	62.01	12.61	30.53	40.00		0.15	996.00	
	1.00	0.00	- 12.61	1.00	0.00		0.01		WILLIAMS, M. excluded
100.00	76.21	62.01	0.00	31.53	40.00		0.16	996.00	
	4.04	1.00		0.00	3.13		0.01		FISHER, S. excluded
100.00	80.25	63.01		31.53	43.13		0.17	996.00	
	3.91	1.00		0.00	0.13		0.01		JOHNSON, I. excluded
100.00	84.16	64.01		31.53	43.26		0.18	996.00	
	4.91	4.14		1.00	2.04		0.03		BECKMANN, J. excluded
100.00	89.07	68.15		32.53	45.30		0.21	996.00	
	2.00	5.00		- 29.00	0.00		0.00		YOUD, M. part excluded
100.00	91.07	73.15		3.53	45.30		0.21	996.00	HANEVEER, S. elected 4
	1.04	0.65		- 3.53	0.13		0.02		YOUD, M. excluded
100.00	92.11	73.80		0.00	45.43		0.23	996.00	
	1.29	0.00			0.00		0.01		HANEVEER, S.'s surplus distributed
100.00	93.40	73.80			45.43		0.24	996.00	
	3.00	5.00			0.00		0.00		GRAHAM, D. part excluded
100.00	96.40	78.80			45.43		0.24	996.00	BENN, J. elected 5
	0.39	0.26			0.00		0.00		GRAHAM, D. excluded
100.00	96.79	79.06			45.43		0.24	996.00	
	0.12	0.12			0.00		0.02		BENN, J.'s surplus distributed
100.00	96.91	79.18			45.43		0.26	996.00	
	6.00	20.00			1.00		0.00		CHIVERS, M. part excluded
100.00	102.91	99.18			46.43		0.26	996.00	MUNDAY, D. elected 6
		2.61			0.00		0.01		CHIVERS, M. part excluded
100.00	102.91	101.79			46.43		0.27	996.00	RUSSELL, K. elected 7
					0.00		0.00		CHIVERS, M. excluded
100.00	102.91	101.79			46.43		0.27	996.00	
	- 2.91				0.00		0.01		MUNDAY, D.'s surplus distributed
100.00	100.00	101.79			46.43		0.28	996.00	
		- 1.79			0.00		0.02		RUSSELL, K.'s surplus distributed
100.00	100.00	100.00			46.43		0.30	996.00	
					- 42.00	0.00	0.00		YOUD, P. part excluded
100.00	100.00	100.00			4.43	0.00	0.30	996.00	COLLINS, D. elected 8, BOWLING, D. elected 9

2014 King Island Councillor election - first preferences



King Island Council

Polling closed at 10am 28 October 2014

Returning Officer: Ngaire Edwards

Mayor

Declarations admitted: 1 027

Formal Votes: 1 000

Ballot paper adjustment: 1

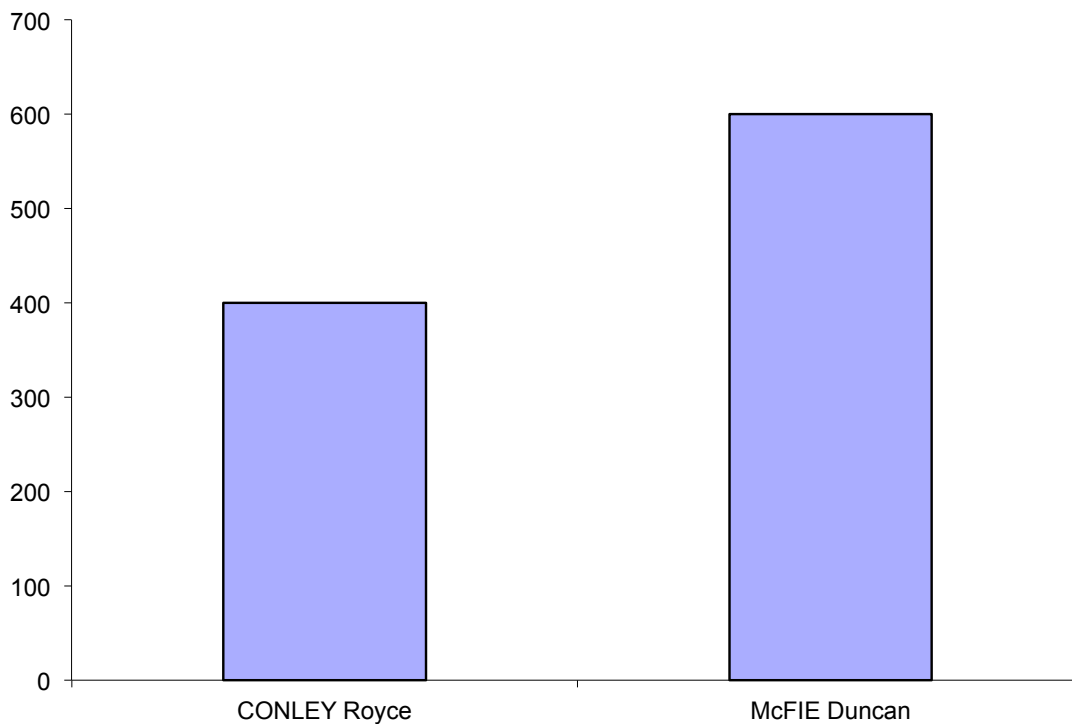
Informal ballot papers: 26

Total ballot papers: 1 026

Informality rate: 2.53%

		CONLEY Royce	McFIE Duncan	Total Votes	Absolute Majority	Remarks
Count 1	First preferences	400	600	1000	501	McFIE elected

2014 King Island Mayor election - first preferences



King Island Council

Polling closed at 10am 28 October 2014

Returning Officer: Ngaire Edwards

Deputy Mayor

Declarations admitted: 1 027

Ballot paper adjustment: 1

Total ballot papers: 1 026

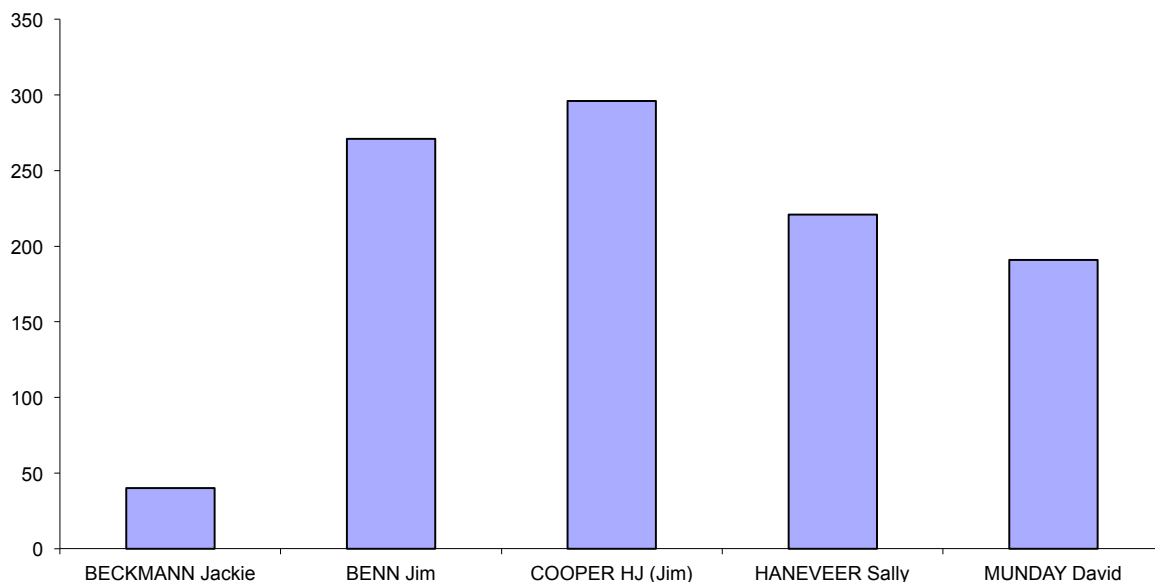
Formal Votes: 1 019

Informal ballot papers: 7

Informality rate: 0.68%

		BECKMANN Jackie	BENN Jim	COOPER HJ (Jim)	HANEVEER Sally	MUNDAY David	Exhausted	Total Votes	Absolute Majority	Remarks
Count 1	Progress Total	40	271	296	221	191	0	1019	510	First preferences
Count 2	Votes transferred	-40	9	8	5	11	7			BECKMANN excluded
	Progress Total	0	280	304	226	202	7	1019	507	
Count 3	Votes transferred		59	64	52	-202	27			MUNDAY excluded
	Progress Total		339	368	278	0	34	1019	493	
Count 4	Votes transferred		63	182	-278		33			HANEVEER excluded
	Progress Total		402	550	0		67	1019	477	COOPER elected

2014 King Island Deputy Mayor election - first preferences



King Island Council Councillor Recount

Recount due to resignation of Charles Arnold

9 September 2013

	HABERSATT Dieter	YOUD Peter	Exhausted Votes	Lost by fraction	Total Votes	Absolute majority	Remarks
Count 1	79.26	86.54	10.18	0.02	176.00	82.91	Youd elected

King Island Council Councillor By-election

By-election due to the resignation of Councillor Joris Weitjens

13 December 2011

Candidates

	FISHER Sue Melva	McKAY Noel	PATERSON Les	YOUD Peter Mervyn	Exhausted Votes	Total Votes	Absolute majority	Remarks
Total	365	172	56	193		786	394	First preferences
Votes transferred	24	20	- 56	11	1			PATERSON excluded
Progressive total	389	192	0	204	1	786	393	
Votes transferred	143	- 192		41	8			McKAY excluded
Progressive total	532	0		245	9	786	389	FISHER elected