

2018–19 Annual Report

The fourteenth report of the Tasmanian Electoral Commission

Tasmanian Electoral Commission

Annual Report 2018-19

ISSN 1834-2981

Printed by Mercury Walch

Photography by Alastair Bett Photography

Layout by Wendy Polzin

This report can be downloaded in pdf format at www.tec.tas.gov.au

Level 3
169 Main Road
Moonah Tasmania 7009
PO Box 307
Moonah Tas 7009
Phone (03) 6208 8700
Fax (03) 6208 8791
ballot.box@tec.tas.gov.au
www.tec.tas.gov.au

Fourteenth Annual Report 2018-19

To The Honourable Craig Farrell,
President of the Legislative Council

and

The Honourable Sue Hickey,
Speaker of the House of Assembly

We have the honour to submit the fourteenth annual report of the Tasmanian Electoral Commission for presentation to the Parliament pursuant to the provisions of section 13 of the *Electoral Act 2004*.

The report covers the period from 1 July 2018 to 30 June 2019.

Yours sincerely



Mike Blake
CHAIRPERSON



Andrew Hawkey
ELECTORAL
COMMISSIONER



Karen Frost
MEMBER

26 November 2019



Contents

- 01** Chairperson’s Introduction
- 03** Electoral Commissioner’s Review
- 06** The Tasmanian Electoral Commission
 - 07** Functions and Powers
- 09** Significant Events of 2018-19
 - 10** Local Government Elections
 - 15** 2019 Legislative Council Elections
 - 18** Review of Electoral Act
 - 20** Elector Polls
 - 22** Recounts & By-elections
- 27** Innovations 2018-19
 - 29** Centralised Processing of Postal Votes
 - 31** New Approach to Envelope Balancing
 - 33** New Reporting Tool - Election Snapshots
- 35** Recognition
 - 37** Election Education in Action
 - 38** Professional Development & Connections
 - 41** Staff Retreat
 - 43** Farewell
 - 47** Peter Weldon 1955 - 2019
- 49** Report on Performance
 - 50** Electoral Enrolment
 - 53** Vote Alert Service
- 55** Financial Performance
- 59** Appendices
 - 60** A - Appointments, Approvals, Revocations & Termination
 - 62** B - Legislative Council Elections
 - 73** C - House of Assembly Recounts
 - 75** D - Party Register
 - 77** E - Super Tuesday Roll-out



Chairperson's Introduction

Significant attributes of the management and staff of the Tasmanian Electoral Commission (the Commission) are their capacity to respond, adapt and innovate in the face of what seems to be ever-increasing requirements of evolving election arrangements in this state and federally. These attributes were particularly evident in 2018-19 when responding to the very challenging logistical circumstances surrounding the local government elections, while in the same period running House of Assembly recounts and Legislative Council elections as well as twelve other local government electoral events and other demands placed on the team.

This annual report outlines the innovative changes initiated, and how and why these changes worked as successfully as they did.

Also addressed in this annual report is the Commission's submission to Government's review of the Electoral Act which is timely and while still ongoing, it was pleasing to note the level of take-up of changes proposed by the Commission that were aimed at streamlining electoral processes.

Important activities focused on by the Electoral Commissioner and his staff this year included on-going attention to managing and minimising cyber-security risks as these relate, in particular, to running secure elections. Progress is positive.

A feature this year was the staff retreat referred to on page 41 and I have little doubt that this event contributed to the innovative approaches identified by staff. In my view, Tasmanians can be proud of the role played by the Commissioner and his team. On behalf of Karen and myself, thank you all.

Mike Blake

CHAIRPERSON
TASMANIAN ELECTORAL COMMISSION



Electoral Commissioner's Review

The office has finally made it to the end of a very busy and challenging three-year period. If 2016-17 was a significant year of change and 2017-18 a significant year of events, then 2018-19 was a year of adaptation and innovation, as the TEC undertook statewide local government elections for the first time without the assistance of the Australian Electoral Commission (AEC) and following major changes to Australia Post's mail delivery services.

These factors precipitated the following:

- New training resources for returning office staff recruited outside the electoral profession.
- Basing all returning office staff in a single southern location until the close of the poll.
- Modifying election systems to support the new structure.
- Establishing and equipping short-term working spaces following the close of the poll.

As a logistical challenge, no other Tasmanian electoral process comes close to the close of poll for statewide local government elections. The close of the poll for these elections – commonly referred to as “Super Tuesday” – involved the delivery of over 200,000 sealed envelopes from 30 council and mail offices to regional counting centres, the extraction of 596,000 ballot papers, leading to the counting of 386,000 mayor and deputy mayor ballot papers for 52 individual ballots, and the transfer of 170,000 councillor ballot papers to data entry centres where almost 11 million key strokes were required to count 23 ballots.

Whilst the year was a great success, not all went to plan. For a short period on the evening of Super Tuesday, the TEC website shut down due to an unprecedented amount of traffic where over 19,000 individual computers simultaneously accessed our website. While this did not delay the counting, some results took longer to be published than expected and results were not able to be displayed at the tally rooms in the expected timeframes.

As mentioned in the last annual report, the financial year commenced with the Commission responding to a cyber breach of a third-party Spanish company which provided some online election services for the TEC. While this breach did not involve the electoral roll, it is believed that some Express vote service and non-voter excuses information was accessed during the breach. The office contacted all affected electors within three days to advise of the breach. I acknowledge and regret the distress this breach caused.

In February, the Prime Minister informed the nation of the infiltration of the National Parliament main server by a foreign state actor. Threats to cyber security are real and continue to grow, making it a key ongoing management issue into the future. The Tasmanian Electoral Commission, along with all other Australian Commissions, is working closely with the Australian Cyber Security Centre and the Australia Signals Directorate to further improve our electoral defences against cyber-attack or infiltration.

As I have mentioned in previous reports, I am very appreciative of the hard work undertaken by Commission staff. While we were hopeful of a quieter start to 2019, in these six months the Commission has conducted three Legislative Council periodic elections in the shadow of a Federal election, conducted two House of Assembly recounts and undertaken eight unexpected local government electoral events.

The responsibility and pressures of working in the electoral sphere can take its toll. It is important to recognise key members of our staff who have chosen to move on to new opportunities. Their contributions and achievements are acknowledged and celebrated in this report.

This report also acknowledges a former colleague and electoral warrior, who passed away this year. Peter Weldon was the federal returning officer for the division of Franklin when I joined the Tasmanian Electoral Office in 1993. Former Commissioner Julian Type has been kind enough to share his reflections on page 47.

I first met Peter when we were both members of a small team responsible for developing the procedures, manuals and staffing for the inaugural statewide local government elections in 1994. With a short period between the passing of legislation and the commencement of these elections, many elements had to be developed and rolled out “just in time”. For two months, after a full day in the office, Peter and David Clark (divisional returning officer for Denison) would join Tasmanian Electoral Office staff until late each night to ensure all material and processes were ready for the coming days.


It was a whirlwind start to my electoral career and gave me an appreciation of the vocational aspects of our work and the tireless, often hidden contributions made by Peter and other experienced hands and minds at the heart of this workplace to underpin Tasmania’s robust democracy.

Andrew Hawkey
ELECTORAL COMMISSIONER

The Tasmanian Electoral Commission

The Tasmanian Electoral Commission (the Commission) is established under section 6 of the *Electoral Act 2004*. The Commission comprises the Chairperson, the Electoral Commissioner and one other Member.

Mike Blake
CHAIRPERSON



Andrew Hawkey
ELECTORAL COMMISSIONER



Karen Frost
MEMBER



This Report

This annual report of the Commission covers the period 1 July 2018 to 30 June 2019. It is submitted pursuant to section 13 of the *Tasmanian Electoral Act 2004*. Although the Commission is a statutory body, corporate support is provided by the Department of Justice and full financial and staffing reports are included in the Department of Justice Annual Report.

Commission Functions & Powers

The following functions and powers of the Commission are specified in section 9 of the Act.

- (1) In addition to the functions conferred on it by any other provisions of this Act or any other Act, the Commission has the following functions:
 - (a) to advise the Minister on matters relating to elections;
 - (b) to consider and report to the Minister on matters referred to it by the Minister;
 - (c) to promote public awareness of electoral and parliamentary topics by means of educational and information programs and by other means;
 - (d) to provide information and advice on electoral issues to the Parliament, the Government, Government departments and State authorities, within the meaning of the *State Service Act 2000*;
 - (e) to publish material on matters relating to its functions;
 - (f) to investigate and prosecute illegal practices under this Act.
- (2) The Commission may do all things necessary or convenient to be done, including employing persons, for or in connection with or incidental to the performance of its functions.
- (3) Without limiting subsection (2) and in addition to any power conferred on the Commission by any other provision of this Act or any other Act, the Commission, in addition to conducting Assembly elections or Council elections may conduct ballots or elections for a person or organisation and may charge fees for that service.

The Commission and the Electoral Commissioner have legal responsibilities under the following legislation:

- *Electoral Act 2004*
- *Electoral Regulations 2005*
- *Local Government Act 1993*
- *Local Government (General) Regulations 2015*
- *Juries Act 2003*
- *Legislative Council Electoral Boundaries Act 1995*
- *Aboriginal Lands Act 1995*
- *Water Management Act 1999*

Responsibilities

The Commission, and the Electoral Commissioner, have statutory responsibilities for the independent and impartial conduct of Tasmanian elections and referendums.

An up-to-date and accurate electoral roll is an essential prerequisite for the conduct of elections. The State of Tasmania and the Commonwealth of Australia have a joint management arrangement whereby the Commission and the Australian Electoral Commission (AEC) jointly manage and maintain the electoral rolls for federal, state and local government elections. The Electoral Commissioner is a member of the Electoral Council of Australia and New Zealand (ECANZ) which regularly discusses strategies for maintenance of the electoral roll.

All electors enrolled on the State roll are entitled to vote at the local government elections for the municipal area in which their enrolled address is situated. Other individuals who are over the age of 18 and are owners or occupiers of land in the municipal area may be entitled to be on a supplementary electoral roll kept by the council's General Manager.



Local Government Elections

On Saturday 8 September 2018, the notice of election for Tasmania's quadrennial local government elections was published in the Tasmanian daily newspapers. This was the major electoral event for the 2018-19 period with 28 of Tasmania's 29 councils going to election.

Following the close of nominations at 12 noon on Monday 24 September, 481 candidates had nominated for 253 councillor positions. Of these:

- 102 also stood for mayor and
- 135 also stood for deputy mayor.

As 9 candidates had nominated for 9 councillor positions on Sorell Council, those candidates were elected. Similarly, voting was not required for mayors of Central Highlands, Kentish, Sorell and Tasman Councils, as only one candidate was nominated for each of these vacancies.

Postal ballot packs were mailed to 356,810 electors across the State in early October.

Following the close of the poll at 10am on Tuesday 30 October, 58.72% of electors had returned

their ballot papers, the second highest participation rate since universal postal vote elections were introduced in 1993.

Election tally rooms provide a unique venue for candidates, the public and the media to mingle and watch the preliminary results unfold. The TEC hosted three regional tally rooms at the following venues from 6pm on Tuesday 30 October:

- the C3 Convention Centre, Hobart,
- the Northern Bombers social room, Launceston, and
- the paranapple convention centre, Devonport.

For the first time at a Tasmanian local government election tally room, results were displayed digitally on multiple screens at each centre.

A snapshot of key election information is provided on pages 12 and 13.

More detailed information can be found in the *2018 Local Government Elections Report* and individual council election reports, all available on the TEC website.



Changes Since 2014

A number of significant amendments to the *Local Government Act 1993* and regulations have occurred since the last statewide elections were conducted in 2014:

- In November 2017, the polling period was extended by an additional week to mitigate the impact of changes to Australia Post's delivery services. This protected the franchise by providing additional time for electors to receive and return their vote via the postal system.
- New expenditure limits of \$16,000 for candidates contesting elections for the larger councils (Clarence City, Glenorchy City, Hobart City, Launceston City and Kingborough) and \$10,000 for candidates for all other councils, came into effect in August 2018.
- Limits on electoral posters and signs, on radio and television time and newspapers space were removed, however candidates must now declare all advertising costs and not just those incurred for television, radio and newspaper advertising. These expanded requirements created a significant new workload for candidates and printers and involved the development of new procedures to process advertising returns.


There were also some operational changes implemented for the 2018 elections. The first key management change was to centralise returning officers and processing of returned postal votes in Hobart until the close of polling.

Building on the success of data entry of 10 councillor elections in 2014, ballot papers for 23 councillor elections were data entered in the 2018 elections. The TEC established two data entry centres – at the UTAS stadium in Launceston and at Derwent Park in the South, where ballot papers were entered for 15 hours a day across two shifts of staff. In total over 170,000 ballot papers were double-entered over 70 hours.

All mayor and deputy mayor ballot papers and four north-west councillor ballot papers were counted at the regional counting centres.




Election Staff



775

227 new



Age 17-29 30-39 40-49 50-59 60-69 70+

Roles

Staff may occupy multiple roles

800

Returning Officers + Assistant ROs



5 new

8 new to role

Logistics Assistants



1 new

3 new to role

Postal Staff



10 new

Data Entry Operators



193 new

Hand Count Staff



21 new

Other Staff



6 new

Elections

across 28 councils

79

Contested
Uncontested
Nominations

Ballot Papers

596,450 counted

● Formal
● Informal

188,4

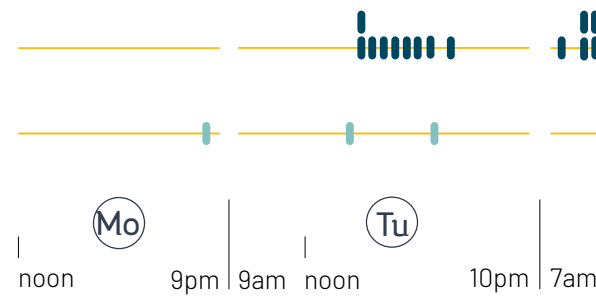


10,19

Ballot Pack Preparation

Noms Closed

Noms Announced



Data Entry

23 Councils

Double data entry completed for

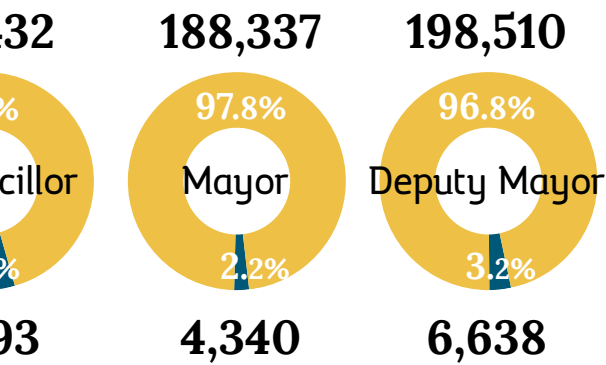
North

South



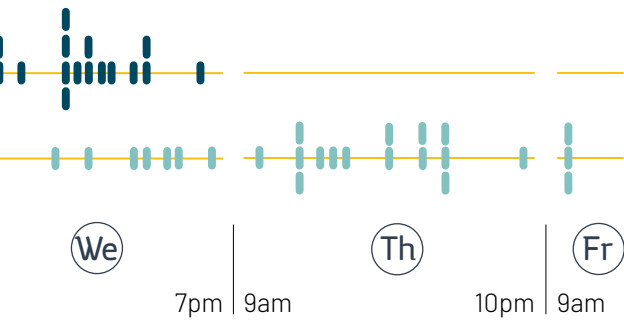
T ELECTIONS SNAPSHOT

Councillor	Mayor	Deputy Mayor
27	24	28
1	4	0
481	102	135



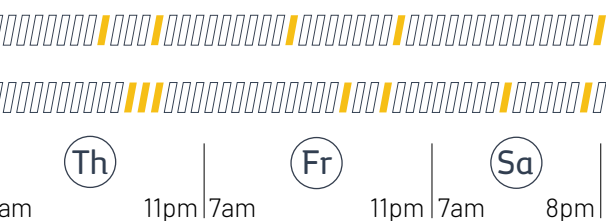
Participation

Ballot Papers
Candidate Statements



2	78	150	20
170,513	10,934,268		

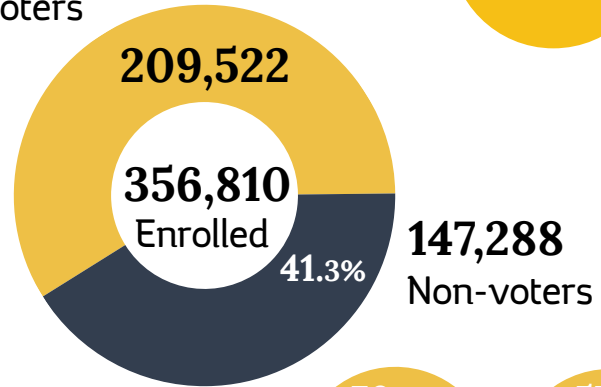
Each Council



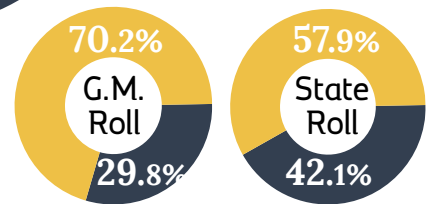
Participation

58.7%

Voters



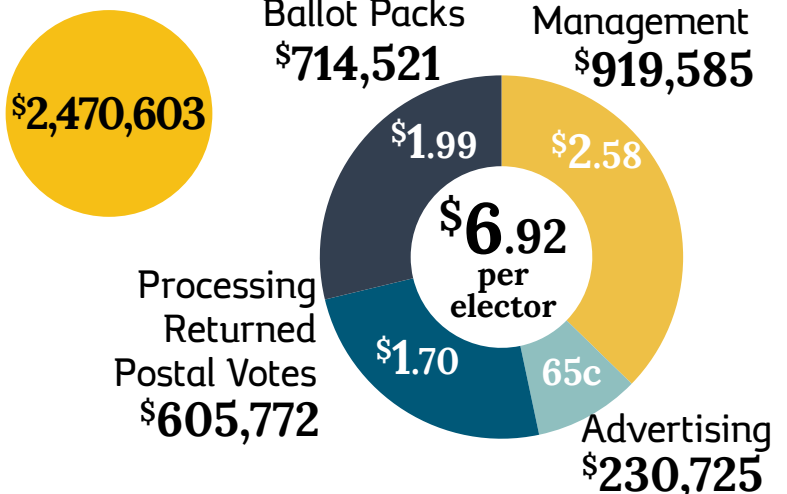
Participation by Enrolment Type



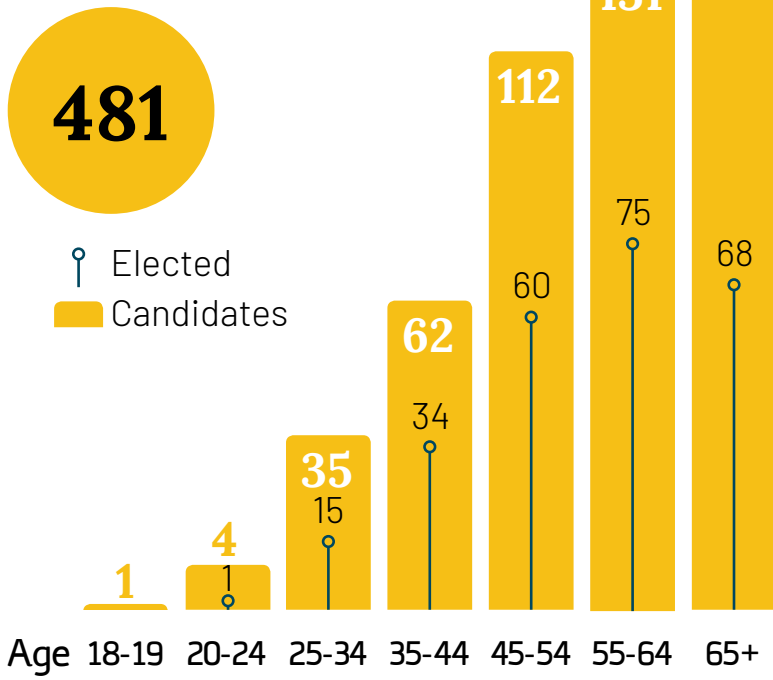
Candidates

	Stood			Elected		
Councillor	163	316	2	97	154	2
Mayor	25	77	-	10	18	-
Deputy Mayor	50	84	1	13	15	-

Costs

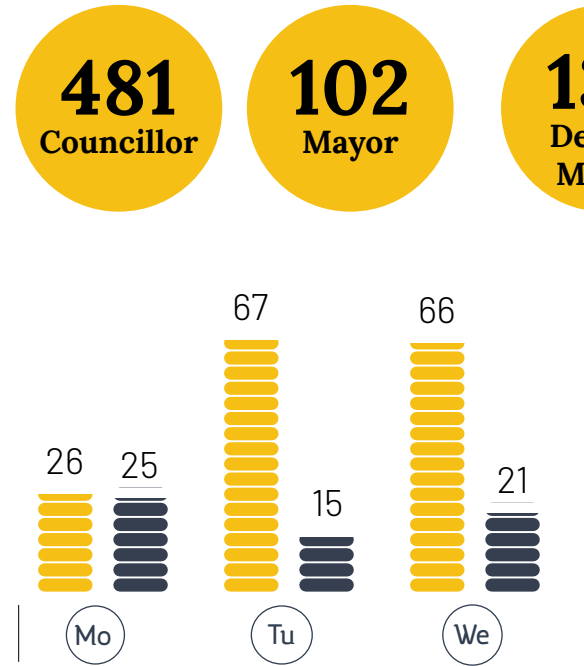


Candidates



Nominations + Super Tuesday

received across nomination period

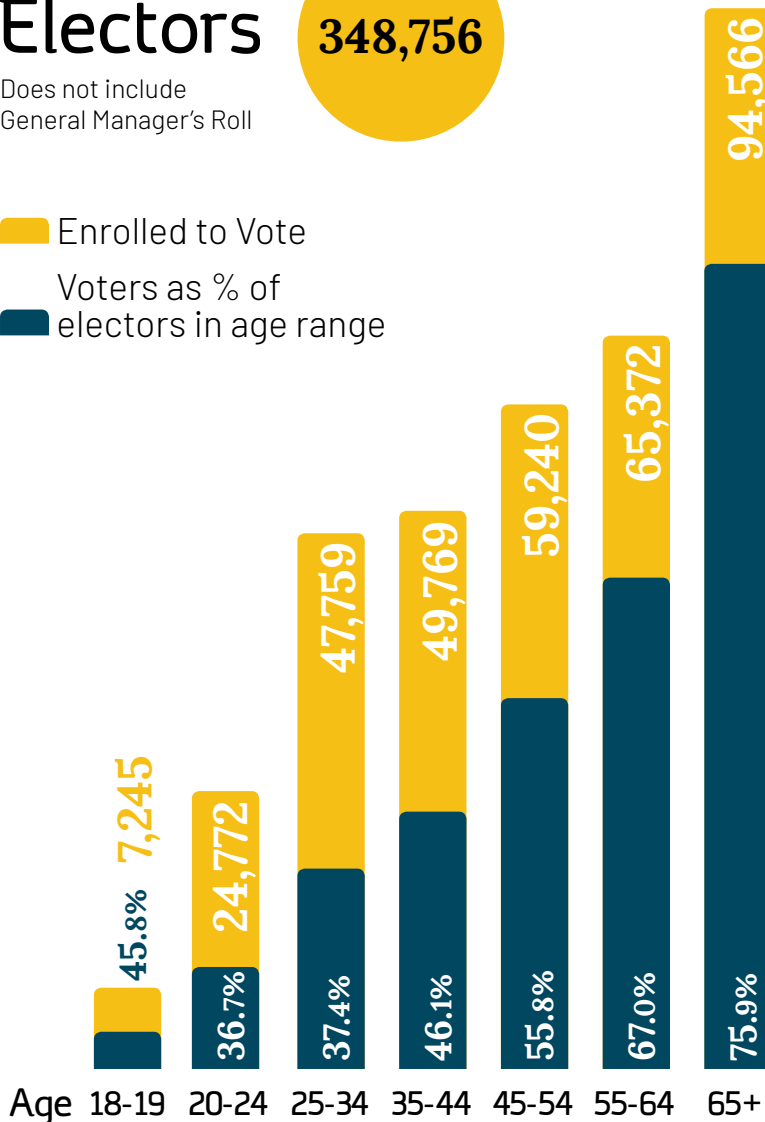


Electors

348,756

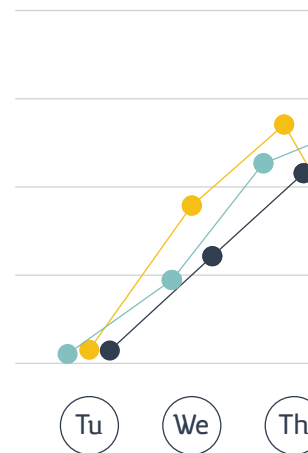
Does not include
General Manager's Roll

■ Enrolled to Vote
■ Voters as % of electors in age range

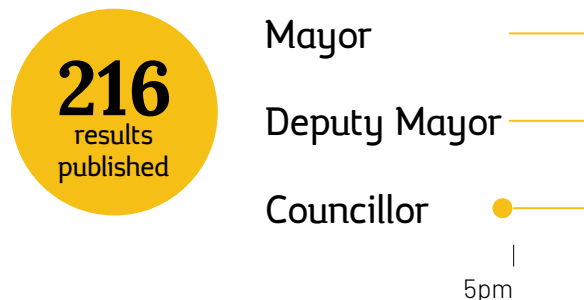


Postal Vote Return

209,522

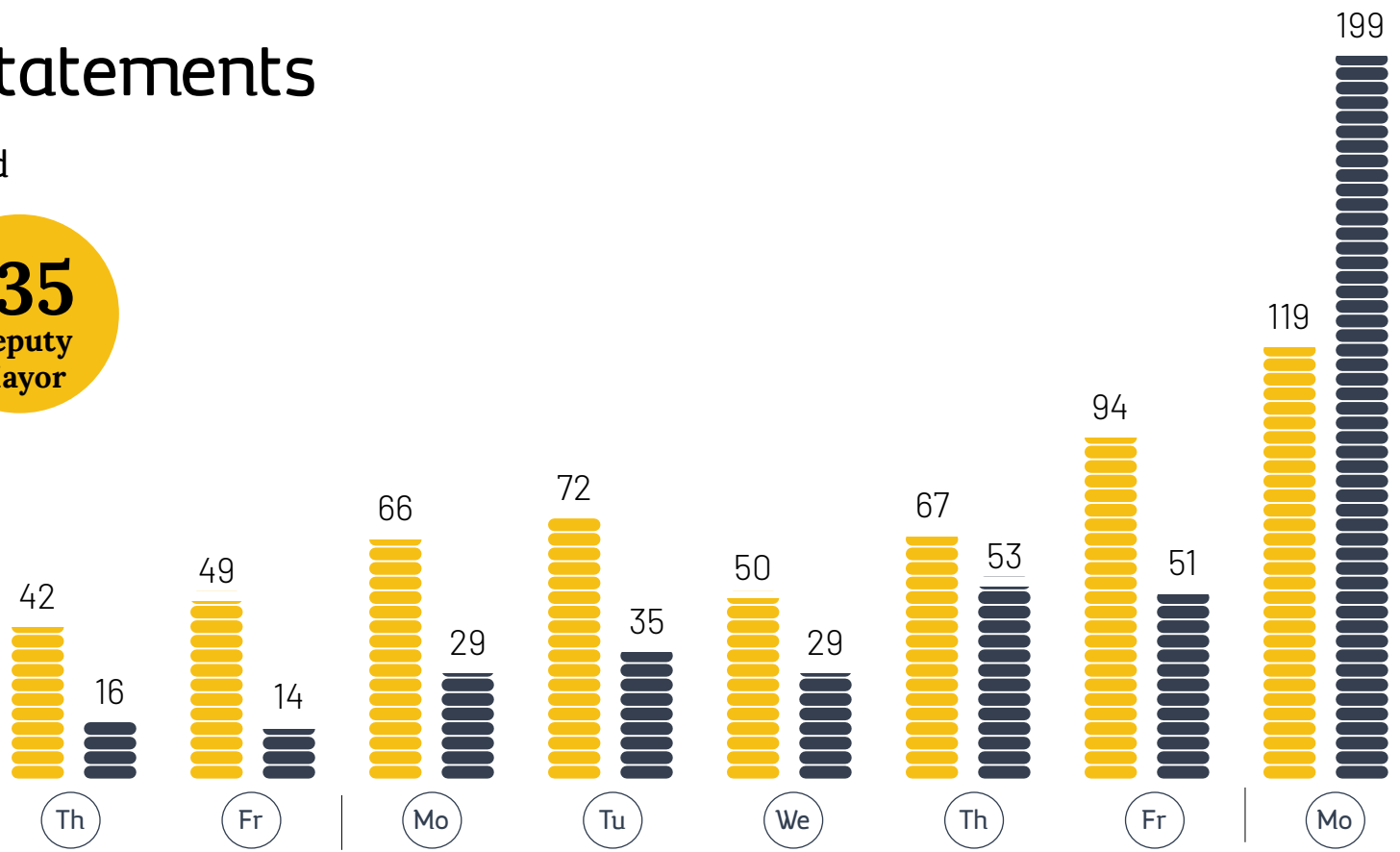


Super Tuesday



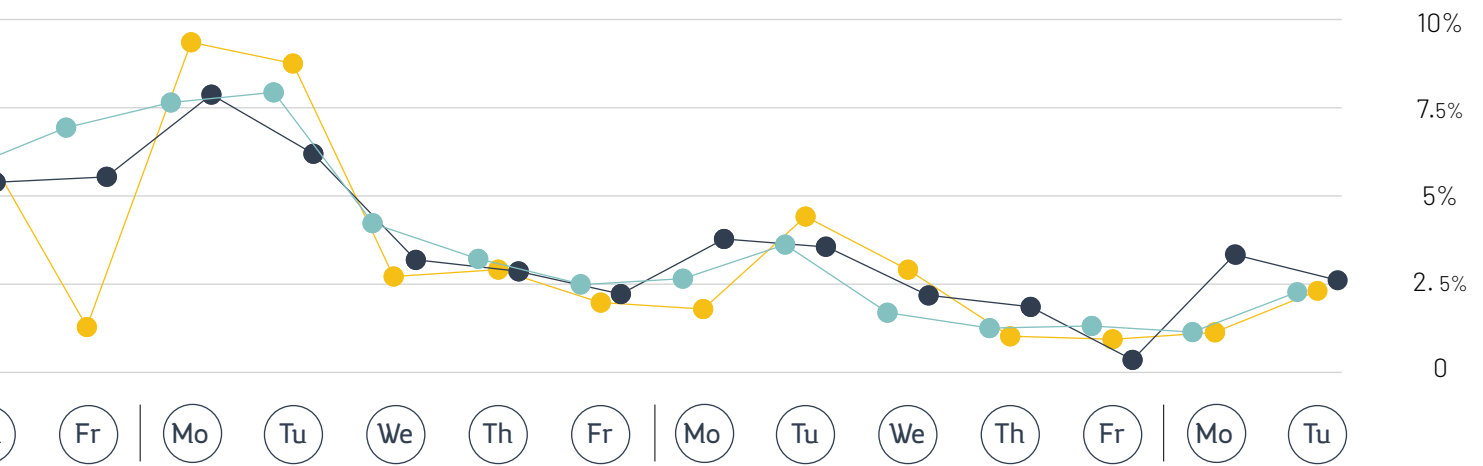
Statements

35
Deputy
Mayor



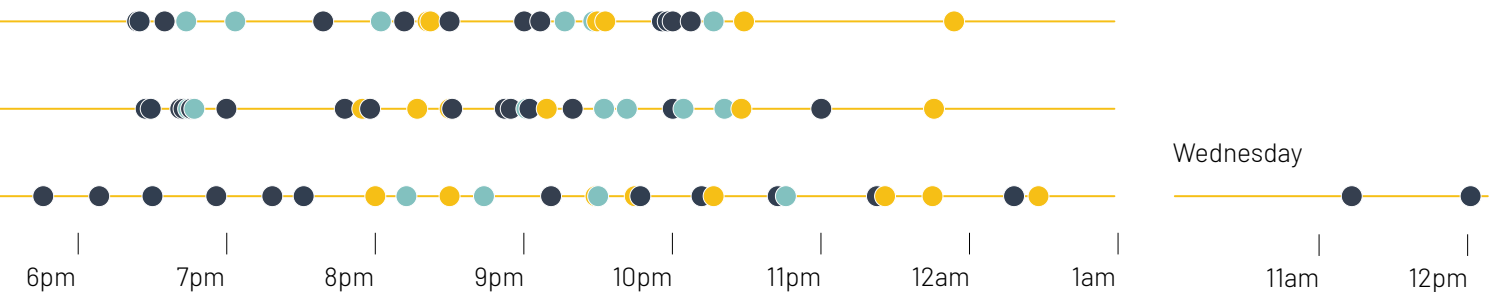
Patterns as percentage of enrolment in each region

North West Region ●
Northern Region ●
Southern Region ●

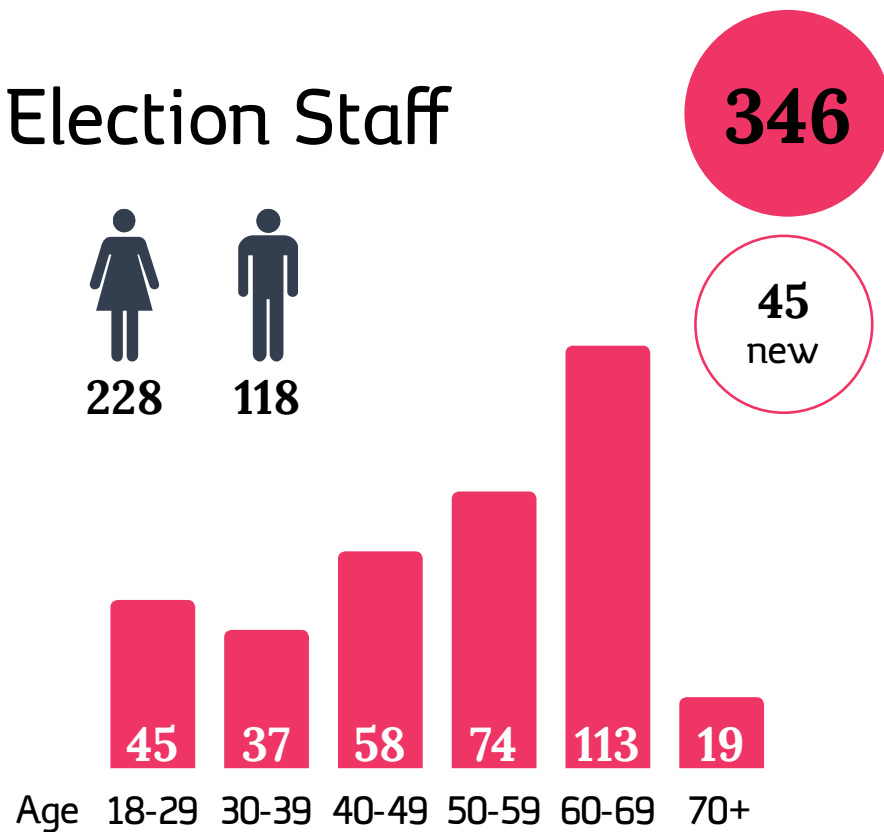


Best Result for Each Election Received

North West Centre ●
Northern Centres ●
Southern Centres ●



Election Staff



Early Voting

Postal returns
(excludes GPVs)

Issued



2,125

Returned

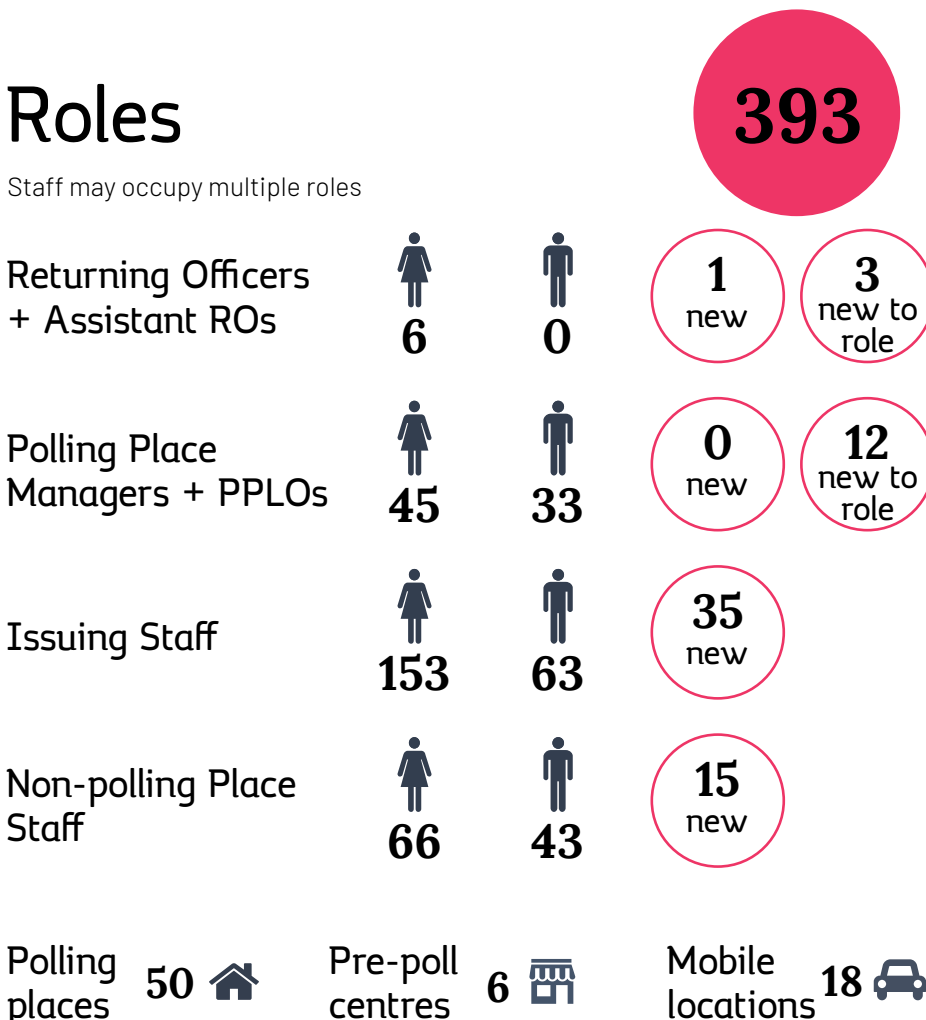
2,032

Attendance Vo

	Mobile
In Division	780
Out of Division	23

Roles

Staff may occupy multiple roles



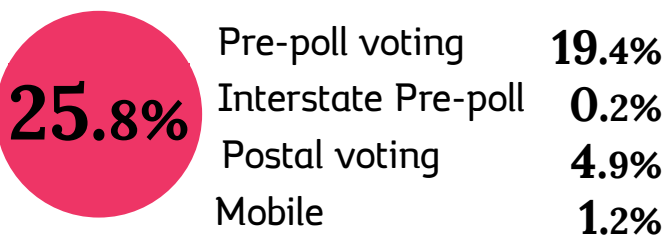
Election Aware

14,700

Elector Cards
presented when
attendance voting

Cost per Elector

\$13.70



263

229



56

8

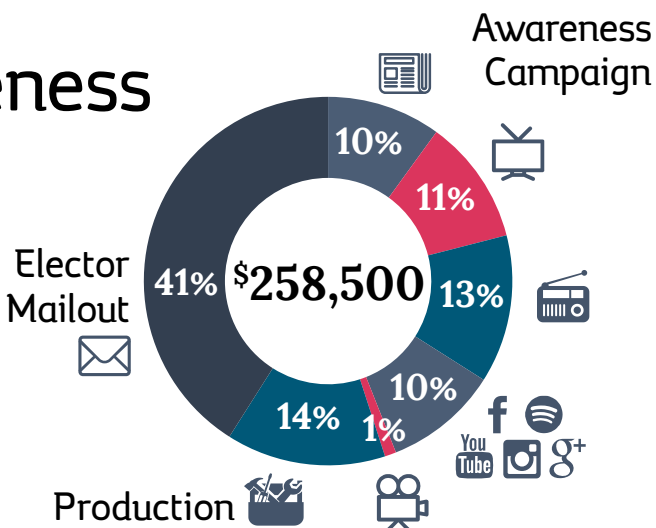
2,444

2,269

oting **94.7%**

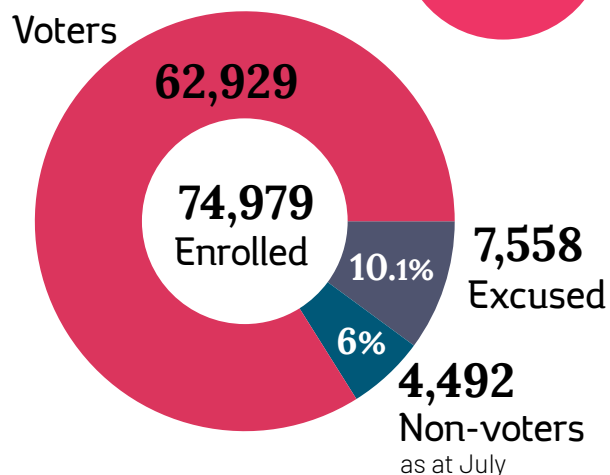
Pre-poll	Polling day
12,219	46,154
131	256

ness

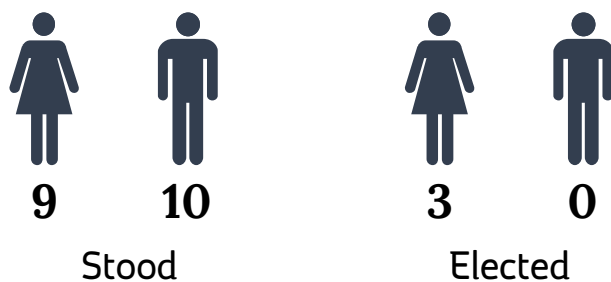


'19 LC	////	\$13.70
'18 LC	////	\$11.64
'17 LC	////	\$11.47
'18 HA	////	\$7.97
'16 Fed	////	\$14.28

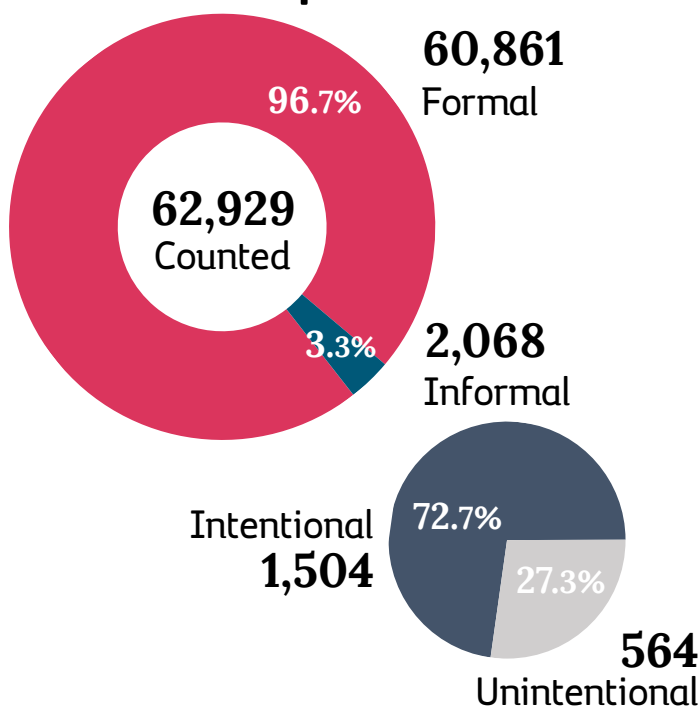
Participation **83.9%**



Candidates



Ballot Papers



**This page
intentionally
left blank.**

Legislative Council Elections

Montgomery, Nelson & Pembroke

The 2019 periodic Legislative Council elections for the divisions of Montgomery, Nelson, and Pembroke formally commenced with the issue of the writs on Monday 1 April 2019. When nominations closed at 12 noon on Thursday 11 April, 19 candidates had been nominated.

Leonie Hiscutt was re-elected as the Member for Montgomery, Meg Webb was elected as the Member for Nelson, and Jo Siejka was re-elected as the Member for Pembroke.

Legislative Council results are provided in Appendix B.

A 'Snapshot' of the election is presented opposite.



**Did you get
this envelope?**



**You will need to vote
in TWO separate
elections this May.**

Legislative Council elections are being held on Saturday 4 May.

You need to vote in the Legislative Council elections on Saturday 4 May as well as the upcoming and separate Federal election later in the month. Remember, voting is compulsory. Your vote can shape your state.

www.tec.tas.gov.au | 1800 801 701



Federal Election Overlap

On the day nominations closed for the periodic Legislative Council elections, the Prime Minister announced that the 2019 Federal election would be held on Saturday 18 May.

The Commission was concerned that the overlap of election periods may have a negative impact on Legislative Council elections participation levels for the following reasons:

- Only around 75,000 Tasmanian electors would be voting in the periodic elections compared to 387,000 Tasmanian electors voting in the federal election.
- Growing voter fatigue – especially in the north west where some electors had already voted in three separate elections in the last 18 months.
- Four political parties had nominated candidates in both sets of elections.
- Newspapers, radio, television and social media would be dominated by federal election news and campaign advertising.
- Legislative Council candidates are limited to a total of \$17,000 election expenditure, whereas there is no expenditure cap for Federal election candidates.
- Pre-poll and mobile services provided by the TEC and the AEC would be located in similar locations at the same time, but for separate elections.
- Some matters were seen as campaign issues for both elections.
- The AEC 'Shape our Country' election phrase and artwork (also used in 2015) was similar to the TEC's 'Shape Your State' phrase and artwork (in use since 2007).

As this overlap was considered to be a strong possibility leading into 2019, the TEC conducted early planning to develop strategies to help alleviate confusion for Tasmanian electors. The Commission extended its usual Legislative Council public awareness campaign to gain further traction and a point of difference for the Legislative council elections. In addition to the usual campaign, the Commission designed a new distinctive front cover for the elector brochure envelope, and developed an additional awareness message – 'If you received this envelope, You will need to vote in TWO separate elections this May'.

The Commission also produced additional, prominent signage at pre-poll centres and during Agfest, provided some additional staff at the Hobart pre-poll centre and polling place information at both AEC and TEC pre-poll polling places.

The participation rates for these elections were only slightly lower than the previous participation rates for these divisions the last time they went to election in 2013.

Review of Electoral Act

In May 2018, the Tasmanian Premier, Will Hodgman announced that the Government would conduct a review into Tasmania's Electoral Act and associated election laws.

The review – undertaken by the Department of Premier and Cabinet and the Department of Justice – was driven by the following Terms of Reference:

1. Modernising the current Tasmanian Electoral Act with specific examination of sections including 191(1)(b); 196(1) and 198(1)(b);
2. Whether state-based disclosure rules should be introduced, and, if so, what they should include; and
3. The level of regulation of third parties, including unions, during Election campaigns

On 9 June 2018, the government called for public submissions.

The TEC lodged a submission to the Review in July 2018. This submission, which is available on the TEC website, discussed three broad areas of significant change since 2004 that should be considered when modernising the Act (discussed further below).

Following the publication of the Interim Report, the TEC lodged a further brief submission in March 2019, also published on the TEC website.

The Government introduced the *Electoral Amendment Bill 2019*, which contained a first tranche of amendments to the Electoral Act. This legislation, which received Royal Assent on 15 April 2019, incorporated a number of the suggested amendments contained in the Commission's submission, including adjustment of some time frames mentioned above, and removing the restriction on publication of newspaper election reportage/commentary.

A Final Report on the Review is due to be published later in 2019.

Changing Australia Post delivery services

The rapid shift into the digital age has led to a change in the use and demand for Australia Post's mail services, resulting in changes to its delivery timetable and cost structure. These changes have in turn caused challenges for the TEC in meeting some statutorily set time frames. The Commission's submission recommended increasing these time frames to enable the TEC to use the regular, less expensive mail service where possible and reduce the chance of disenfranchisement of electors.

The suggested changes included:

- Moving back the deadline in section 126 for receipt of all postal vote applications and replacement postal vote packs to the 8th day before polling day.
- Extending the recount consent period from the 10th day to the 14th day after the date on which the notice of vacancy was published.

The submission also suggested considering increasing the minimum period between nomination day and polling day for Assembly elections and Legislative Council by-elections from 15 to 22 days and amending time frames for enforcing compulsory voting processes.

Modern election campaigning

Election campaigning has changed rapidly due to the introduction of social media and other online communications such as digital news sites. The submission noted that the restriction on publication of newspaper election reportage/commentary does not take into account the shift to online information from a range of sources and effectively places additional restrictions on newspaper online sites that are not present for other online news services. The TEC therefore supported the removal of that restriction.

The submission also:

- Raised the question whether Tasmanian electors would prefer to have a campaign-free polling day or just a campaign-free experience when voting at a polling place.
- Noted some uncertainty about whether section 196 of the Act, which prohibits the use of a candidate's name, photograph or likeness without authority between the issue of the writ and close of poll for an election, includes materials published online prior to the election period but kept on display after the issue of the writ.
- Discussed the difficulties in regulating and administering authorisation of online electoral matter and some possible new models for consideration.

Other issues identified for the Review

These included:

- Whether to amend the Act to provide for the partial return of the writ in the case where an Assembly election partially fails.
- Noting the cost of newspaper advertising of statutory notices and whether the Act could be "future proofed" to provide for online publication only, should that be considered appropriate.
- Whether the investigative powers of the Commission and/or Commissioner are sufficient.
- Further consideration of postal voting procedures in the Act.
- Other miscellaneous possible administrative amendments.

As the second and third terms of reference are a matter of government policy, the TEC did not provide comment, but provided some background information for assistance.

Electoral Polls

Tasman Council

At an ordinary meeting on 28 November 2018, the Tasman Council resolved to request the Electoral Commissioner conduct an elector poll regarding the proposed amalgamation of Tasman and Sorell councils. The Council resolved that it would be bound by the result of the outcome.

Notice of the elector poll was published on 2 March 2019 and packs were mailed to 2,614 electors. The polling period closed at 10 am Tuesday 9 April, with 2,025 (77.47%) of Tasman electors returning their postal votes. Electors were asked to answer the following question by writing 'yes' or 'no'.

Elector Poll Question:

Do you support the amalgamation of Tasman and Sorell councils into one council?

The formal votes received were:

Yes	629	31.37%
No	1,376	68.63%





Hobart City Council

On 15 May 2019, a group known as *Hobart Not High-rise* lodged with the Hobart City Council a petition signed by over 1,000 electors requesting an elector poll regarding the Hobart City planning scheme.

As the issue and petition question lodged contained significant technical details, the TEC worked with Hobart City Council and *Hobart Not High-rise* to develop poll questions and an information brochure, including a colour-coded map, to enable electors to provide a clear position for the Hobart City Council to consider.

A sample brochure can be found on the TEC website.

The poll consisted of three questions: a principal question (based on that posed in the petition) and two further questions (to provide clarification for Council).

Principal question:

'Should the Council support the building height limits and other recommendations made by its planning officers?'

Two further questions:

'Would you prefer the building height limit in Height Area 1 to be lower than 60 metres?'

'Would you prefer the planning schemes remain unchanged?'

A total of 37,718 electors were enrolled at the close of rolls at 6pm on 13 June. The polling period opened on Wednesday 26 June, with ballot material delivered to electors by post.

The Elector Poll closes on Monday 15 July 2019.

Recounts & By-elections

House of Assembly Casual Vacancies

Braddon recount

On 25 February 2019, the TEC completed a recount to fill the vacancy in the House of Assembly for the division of Braddon created by the resignation of Adam Brooks.

Eight candidates nominated for the recount.

Joan Rylah was elected as a member of the House of Assembly for the division of Braddon until the next State election.

Lyons recount

On 12 March 2019, the TEC completed a recount to fill the vacancy in the House of Assembly for the division of Lyons created by the resignation of Rene Hidding.

Twelve candidates nominated for the recount.

John Tucker was elected as a member of the House of Assembly for the division of Lyons until the next State election.

Details of the recounts are provided in Appendix C.





Local Government Casual Vacancies

During 2018-19, the TEC conducted recounts to fill vacancies for the following Councils:

- Glamorgan-Spring Bay Council
- Dorset Council
- Break O'Day Council
- Meander Valley Council

By-elections for mayor and councillor positions were conducted for the following councils:

- King Island Council
- George Town Council (close of poll - 23 July 2019).

Full details of all local government elections including recounts and by-elections can be found on the TEC website.



Assisting Other Electoral Authorities

The TEC assists other Australian electoral commissions by issuing pre-poll votes for their elections. Ballot papers were issued for the following elections:

Victorian Electoral Commission

Victorian State Election

Electoral Commission SA

By-election for the districts of Cheltenham and Enfield

Other Elections & Ballots

During 2018-19, the TEC conducted the following non-parliamentary elections:

Statutory elections

- Elizabeth Macquarie Irrigation Trust
- Mowbray Swamp Drainage Trust
- Tasman Council Elector Poll

Non-Statutory elections

- Local Government Association of Tasmania
- Tasmanian Principals Association
- Tasmanian Rock Lobster Fishermen's Association Ltd
- Tasmanian Seafood Industry Council

Industrial ballots



- Greenham Tasmania Pty Ltd (2 ballots)





Innovations 2018 - 19





Centralised Processing of Postal Votes

Australia Post now requires all Tasmanian mail to be processed through the Mornington sorting centre. Due to this change and the slower processing times compared to previous statewide elections, returned postal votes for all councils at the 2018 elections were delivered to a single Hobart location.

This change enabled more consistent, timely, efficient and cost-effective processing of returned votes.

Every morning during the polling period, the Australia Post reply paid envelope delivery [1.] was sorted by council and counted [2.]. One council at a time, the returned mail was moved in a clockwise motion around the room going through the individual processes shown in the images [3. to 7.].

Across the 16-day polling period:

- Between 18 and 25 staff (depending on the size of the daily return) physically processed the envelopes on the main floor.
- 12 operators and 2 supervisors scanned 356,810 returned declaration envelopes against the electronic version of the election rolls.
- 2 staff within the TEC office issued and recorded against the electronic roll over 900 supplementary postal packs.

7. Secure Storage of anonymised declaration envelopes



2018 LG elections

Ballot Paper Envelope Balance - West Tamar Council

		envelopes		IPMS	
Delivered envelopes					
Monday	Envelopes included in first extraction batch	3 100			
delivery	Envelopes remaining from Monday delivery	5 650			
	Monday total	8 750		8 750	
Tuesday	Envelopes received from Pearl Street	323			
delivery	Envelopes received from Council	183			
	Loss	6			
	Tuesday total	500		502	
	Total Envelopes for extraction	9 250		9 252	2
					Difference
Extraction process					
Complete envelopes		envelopes	Councillor	Mayor	Deputy M
	- containing 1 full set of ballot papers	9 171	9 171	9 171	9 171
Incomplete envelopes					
	- empty envelopes	3			
	- wrong council IPs only	4			
Partial complete envelopes			Councillor	Mayor	Deputy M
	- containing separated MDM ballot papers	7	7	7	7
	- Missing one or more of the three ballots	63	42	21	21
	- containing more than 1 councillor ballot paper	1		1	1
	- containing more than 1 MDM ballot paper	1	1		
	- containing more than 1 set of ballot papers	—			
	Total Number of Envelopes	9 250			
	Adjustment - additional missing envelopes	—			
	Total Number of Ballot Papers Admitted to the Count for each vacancy		9 221	9 200	9 200
Data Entry summary					
Councillor ballot papers to Data Entry			Councillor		
	Despatch No 1		3 000		
	Despatch No 2		6 221		
	Despatch No 3 (if required)				
	Total ballot papers sent to Data Entry		9 221		

New Approach to Envelope Balancing

The logistical changes for the 2018 statewide elections created a significantly more complex process for controlling the movement of ballot papers after the close of the poll. For previous elections, the management of the transition process from returned sealed declaration envelopes to tallied ballot papers for each election was a simpler affair, as all material for each election was controlled in the one space and nothing else entered or left that space until the transition was completed.

The 2018 process

Under the new arrangements:

- Returning officers received up to three deliveries of envelopes for each council.
- Depending on the location of the counting centre and the council offices, some of these deliveries would not arrive until early Tuesday afternoon.
- Extraction of ballot papers commenced after the close of the poll using envelopes received in the first delivery.
- The extraction process was divided into different allocations. The first allocation of envelopes was slightly larger than the first dispatch of councillor ballot papers delivered to the data entry centre.

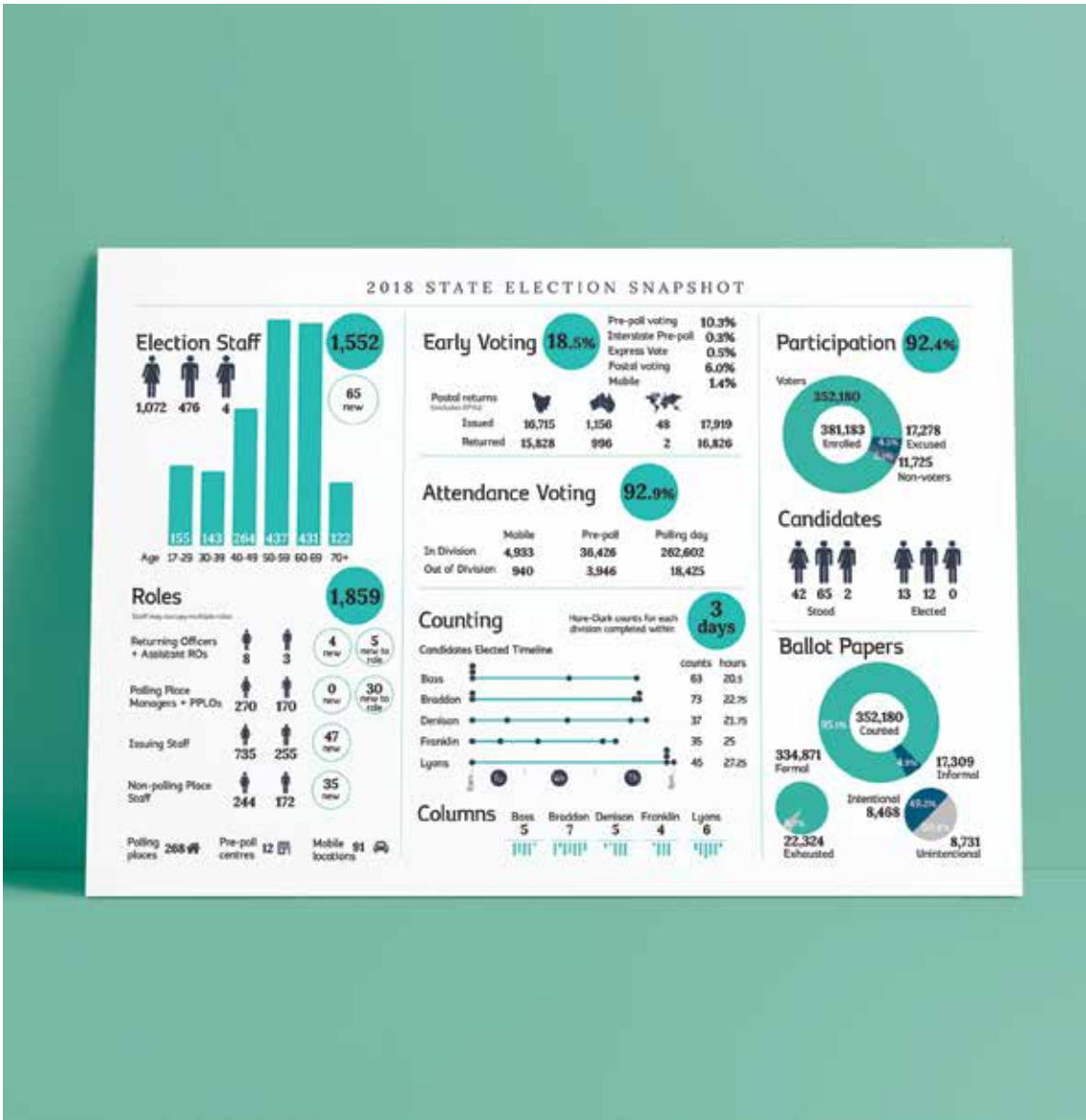
In 2018, the delivery, extraction and dispatching of ballot papers all occurred in parallel across multiple councils.

The new form

The new balance sheet provides different mini-balances for each stage of the transition process:

- Managing the delivery of envelopes – including the different allocation sizes for extraction of ballot papers.
- Managing the extraction process – in particular accounting for incomplete sets of ballot papers and the final totals of ballot papers for each election.
- Managing the dispatch of councillor ballot papers.

The new form worked very well, enabling the Launceston based returning officer and support staff to manage these processes for 6 councils, which involved: receiving 18 deliveries of envelopes, balancing 760 incomplete sets of ballot papers, dispatching 55,343 councillor ballot papers across 13 transactions and counting 90,655 mayoral and deputy mayoral ballot papers before the end of work on Tuesday evening.



New Reporting Tool – Election Snapshots

This year, the Commission developed a new snapshot overview of each type of election – House of Assembly (State), Legislative Council and Local Government – providing a collection of information helpful for the review and ongoing planning of these elections.

All election snapshots contain the following information:

- staffing,
- participation levels,
- candidate data, and
- ballot paper analysis.

Legislative Council snapshots also include:

- early voting statistics,
- attendance voting information,
- elector awareness campaign summary,
- cost per elector comparison.

The State election snapshot also includes:

- early voting statistics,
- attendance voting information,
- a Hare-Clark counting summary.

As local government elections are universal postal, rather than attendance ballots, these snapshots also include:

- receipt of nominations and statements timelines,
- ballot pack production timelines,
- counting and result publication timelines,
- cost allocations,
- postal vote return patterns, and
- elector and candidate demographics.

These snapshots provide the Commission with handy information into the successful management or areas of concern for further planning at future events.

The election snapshots will also be a useful addition to our election management training and election planning tools.

For completeness, Election Snapshots for the 2018 State election and the separate Glenorchy City Council election have been compiled and are available on our website.





Recognition



Free
**MOCK
POSTAL
BALLOT
KITS**

ORDER YOUR EDUCATION KITS NOW!
EMAIL YOUR CLASS SIZE +
DELIVERY ADDRESS TO
EDUCATION@TEC.TAS.GOV.AU



- ☒ **BALLOT PAPER GENERATOR**
- ☒ **AUTHENTIC POSTAL BALLOT ENVELOPES
JUST LIKE THE *REAL* LOCAL
GOVERNMENT ELECTION ENVELOPES!**
- ☒ **MINI AUSTRALIA POST BOX**
- ☒ **ONLINE RESOURCES - LOCAL
GOVERNMENT ELECTION EDUCATION**
- ☒ **MADE FOR TASSIE SCHOOLS**



WWW.TEC.TAS.GOV.AU

Election Education in Action

What began with mock election material and a teaching plan, has now instilled confidence and a passion for leadership in one young Tasmanian student.

The Commission strongly believes in the value of fostering our younger Tasmanians' engagement with and experience of democracy. For major elections, the Commission provides free mock postal ballot kits to Tasmanian schools. However, we don't always know what impact our resources have, so it was a delight to hear one of our election casuals recount the following experience:

“Prior to the 2018 Local Government elections, I assisted in packing, addressing and mailing education kits to schools across the state. One such package caught my eye, as it was addressed to my former school, and my younger brother's Year 5 teacher back in Ulverstone.

During my next visit home for Christmas holidays, I questioned my brother about the electoral kit. A few short moments later, I held a colourful poster that he had designed and created, surrounded by the words 'Vote 1 for Councillor'. He explained that his class had held mock mayoral and councillor elections, with each student producing campaign posters outlining themselves and their qualities. His classmates each had the opportunity to vote, and 'post' their ballot papers in their mini Australia Post box.

My parents jumped in, telling me that his teacher had contacted them regarding the activity, as despite wanting to run for mayor, my brother nominated himself only for councillor out of fear of not being elected. However, he had in fact received the highest number of votes in the class, and therefore could have been elected as mayor given he had backed himself. This knowledge gave my brother the confidence and motivation to extend the boundaries of his comfort zone.

Fast-forward three months on, and I sat with him to assist in writing his speech for election to his school's own Student Council. We discussed his personal qualities and what he hoped to achieve, and despite being full of nerves, he presented the speech to his peers. I received a call from home a few days later, with an eager "guess what?" beginning the conversation. My brother had proudly been elected by his peers to represent them and is now an enthusiastic member of the Student Council.”

Professional Development & Connections

'Regulation of Australian Elections' course - MELBOURNE

The Deputy Electoral Commissioner attended an Electoral Regulation Research Network course held at the University of Melbourne Law School on 17-18 July 2018. This course was attended by approximately 30 other electoral practitioners from across Australia.

Presentations by leading experts and lecturers provided an introduction to the research and scholarship around the regulation of Australian elections.

'Learning While Working' Virtual International Conference - IN THE CLOUD

In July, Communications Manager, Wendy Polzin, attended this virtual conference, hosted by Tasmanian company 'Sprout Labs'. The conference was attended by over 900 learning designers and workplace trainers from across Australia.

Over 12 hours, in 2 virtual rooms, international, Australian and Tasmanian speakers covered a wide range of topics.

Department of Justice Training

'Developing Safe and Supportive Workplaces: White Ribbon' - Hobart

Senior management attended this workshop in March 2019.

Unconscious Bias Training - Hobart

The Electoral Commissioner, Deputy Electoral Commissioner and Communications Manager attended this training in May 2019.

St John's Ambulance First Aid Course - Hobart

Sarah Mathews, the TEC First Aid Officer completed a 'Provide First Aid 2 Days' course.

ECANZ Meeting - HOBART

The Electoral Commissioner hosted a national meeting of ECANZ in February 2019. The full day meeting was held in the Long Room within Parliament House. In addition to the electoral administrative agenda, members were treated to a tour of Parliament House and a trip to a kunanyi / Mount Wellington waterfall to learn about the Tasmanian Aboriginal story from a Tasmanian Aboriginal elder.



Pictured L-R: Electoral Commissioners: Warwick Gately (VEC), Damian Cantwell (ACTEC), Mick Sherry (ECSA), Tom Rogers (AEC), John Schmidt (NSWEC), David Kerslake (WAEC), Andrew Hawkey (TEC), Alica Wright (EC-NZ), Pat Vidgen (ECQ), Iain Loganathan (NTEC)

Bhutanese Delegation - HOBART

In August 2018, the Tasmanian Parliament hosted two Parliament of Bhutan employees as part of a Parliamentary Fellowship Program conducted in collaboration with International IDEA. The purpose of the programme was to provide an opportunity to expand participants' practical knowledge of parliamentary institutions. During that visit, the Bhutanese fellows met with the Electoral Commissioner to learn about the role of the Tasmanian Electoral Commission and the electoral process in Tasmania.



Our recent achievements

2016

- Separation from the AEC
- 2016 Legislative Council elections
- Moved to Moonah office
- New Electoral Commissioner
- New Deputy Electoral Commissioner
- New Commission Chair & Commission Member
- TEC organisational review following IC inquiry
- Website archive & relaunch
- Setup internal call centre structure & training
- Legislative Council electoral boundaries Committee
- TEC takes over full management of Tasle elections
- Planning & managing Avoyle
- Establishing pop up regional one-polls
- Modernisation of the TEC's network and email infrastructure

2017

- 5 new permanent staff join the team
- House of Assembly casual vacancy
- Set up email system to contact staff and premises
- 2017 Legislative Council elections
- Legislative Council electoral boundaries Tribunal
- 4 local government recounts & 3 by-elections
- Recruitment of returning officers
- Development of RO training material
- Development and roll out of IPVMS
- Enrolment & election for ALCT
- Penobscot by-election
- Glenorchy City Council elections
- Late surge of Party applications
- LG Act & regulation amendments

2018

- RO recruitment and training
- Establishment of a call centre
- Help docs – info support for ROs & Call Centre
- 2018 State election
- 2018 Legislative Council elections
- Back-to-back non-voter processes
- Completion of election year budgets
- Data breach
- Nomsys changes
- Re-implementation of computer count & set up 2 data entry centres
- 2018 local government elections
- First LG fully run from Hobart
- Casual & permanent staff stepping into new challenging roles at short notice
- New candidate statements process & tool
- Ballot paper generator for electoral education
- New extended process for LG candidate expenditure returns
- Creation of new LG election results system
- Electoral Act review

Staff Retreat

In the first week of December 2018, TEC staff moved off-site to Aspect Tamar Valley Resort for a 2 1/2 day retreat.

The focus of the retreat was to give staff a chance to separate from the intense workload and workspace of the last two years, time to stop, reflect and celebrate the achievements of the last two years, and participate in some positive group activities.

Separate sessions were undertaken for the State election and the local government elections. For each of these sessions, staff moved into organisational areas – operations, IT, communications and policy to provide responses to the following three questions:

1. What went well?
2. What happened that you didn't expect?
3. What would you do differently next time?

The area responses were then shared across the whole group.

The final day consisted of two sessions, before traveling back to Hobart. The first session involved a guest speaker who led staff through a mindfulness session.

The aim of the second session – titled: 'What do you do when you don't have an election?' – was to refocus from a reactive mindset to a proactive, forward thinking mindset. Staff divided into organisational areas and were given an opportunity to generate wish lists of goals, tasks and strategies they would like to progress over the next two or three years.



Jos



Kate



Garion



Mark



Ella



Farewell

Five important members of our team chose to move on to new opportunities during the year. The following summarise their contributions to the organisation.

Kate Roach (Operations Manager)

Kate was employed as the Operations Manager from October 2012 until September 2018. Kate contributed to the 2013-2018 Legislative Council elections, the 2014 and 2018 state elections and the 2014 local government elections. Integral to the success of the TEC, Kate played a significant role in the following achievements:

- The creation of the first TEC electronic tally board for the 2014 State election.
- The pack up and move of the Office from the city to Moonah.
- The full redevelopment of the polling place management training package – including videos, form design, manuals and face-to-face training.
- The establishment of a recruitment process and training material for new election returning officers.
- The system development and rollout of data entry for local government councillor elections.

Garion Weller (Information Technology Officer)

Garion was initially employed as an election casual providing IT support at the 2013 Legislative Council elections. Garion was a permanent member of staff from December 2013 until July 2018. During that time, Garion contributed to the 2014-2018 Legislative Council elections, the 2014 and 2018 State elections and the 2014 local government elections. On many occasions, Garion was central to setting up external office sites for returning officers and other electoral events.

Garion's other significant contributions to the TEC included:

- Being appointed returning officer for the 2016 Legislative Council election for the division of Apsley.
- Developing an online database for receiving election night polling place figures for Legislative Council elections.
- Assisting in the creation of the first TEC electronic tally board for the 2014 State election.
- Assisting in the development of the online postal vote management system.
- Providing a supportive role with the system development and rollout of data entry for local government councillor elections.

Jocelyn Chapman (Elections Co-ordinator)

Jocelyn was initially employed as an election casual assisting with the first data entry of councillor ballot papers in October 2014. Jocelyn continued on assisting the Commission as an election casual, becoming a permanent member of staff in February 2017 until March 2019. During that time Jocelyn contributed to the 2015-2018 Legislative Council elections, the 2018 state election and the 2014 and 2018 local government elections.

Jocelyn's other significant contributions to the TEC included:

- Being appointed returning officer for the 2016 Legislative Council election for the division of Elwick.
- Undertaking the Operations Manager duties at short notice days before the commencement of the 2018 local government elections.
- Assisting with the redevelopment of the polling place management training package.

Mark Stagg (Information Systems Manager)

Mark first joined the TEC on a three-year fixed term arrangement in April 2016. His position as Information Systems Manager became permanent following the TEC staff structure review. Before leaving us in July 2018, Mark's significant contributions included:

- Responsibility for the establishment of the on-line postal vote management system for Tasmanian Parliamentary and statutory elections.
- Coordination of IT and was the key liaison person for the TEC regarding the setup of our current Moonah offices.
- Providing IT support for the 2016-2018 Legislative Council elections and the 2018 State election.

Ella-Grace Isles (Policy Support)

With a very heavy schedule of electoral work in 2018, the TEC contacted the University of Tasmania looking for possible new law graduates that could provide legal and policy support during the year. Ella could not have been a more perfect fit.

Ella provided significant contributions with:

- Responding to election queries and complaints.
- Undertaking valuable research into electoral issues.
- Assisting with the production of over 400 candidate statements for the 2018 local government elections.

All five staff were critical to the TEC successfully completing the varied and heavy electoral workload over the past few years. We wish them well in their future careers.



Peter Weldon

1955 - 2019

Sadly, 2019 marked the passing of our much-loved and respected colleague, Peter Weldon.

Pete was already well into his career with the Australian Electoral Commission when I joined the Burnie office in 1984. He had started out as a lighthouse keeper, but must have decided, correctly, that elections were going to be more difficult to automate than lighthouses.

Pete was for many years the Divisional Returning Officer for Franklin, in which role he managed Commonwealth and House of Assembly elections, and, in later years, Legislative Council elections for overlapping divisions and numerous local government council elections. He retired from the Commonwealth as Deputy Australian Electoral Officer for Tasmania.

Pete then came to the TEC as a casual jack-of-all-trades and calming influence, managing tasks as diverse as University Union elections and proof-reading Robson rotations on TEC ballot papers. From my (unreliable) memory, one set of Clarence City ballot papers had 216 different versions, but nothing ever seemed to try Pete's patience.

Throughout his career, Pete was always cheerful and happy to mentor new staff, talk a former electoral commissioner down from his tree, and share the wealth of electoral lore (and law) he had accumulated over the years.

Pete was predeceased by his wife, Coral, and is survived by his children, Nick and Rebecca, and his adored grandchildren, Rachel and Patrick.

Reflections of former Electoral Commissioner, Julian Type.





Report on Performance 2018-19



Electoral Enrolment

Table 1: Electoral enrolment 2015 – 2019

As at 30 June	2015	2016	2017	2018	2019
Tasmanian enrolment (excluding provisional enrolments)	366 991	373 911	375 444	381 348	387 535
Voting eligible population (VEP)	385 809	388 456	391 354	393 506	397 159
Enrolment rate (% of VEP)	95.12%	96.26%	95.93%	96.91%	97.58%

Table 2: House of Assembly elections statistics 2006 – 2018

Election year		2006	2010	2014	2018
Close of roll enrolment		341 481	357 315	366 442	381 183
Ballot papers cast		324 008	335 353	342 595	352 180
Turnout		94.88%	93.85%	93.49%	92.39%
Number of candidates		95	89	126	109
Total number of counts		198	194	330	253
Formal ballot papers		309 622	320 438	326 163	334 871
Informality	Rate	4.44%	4.45%	4.80%	4.91%
	Apparent intentional	5 723	6 378	8 787	8 468
	Apparent unintentional	8 375	8 324	7 435	8 731

Table 3: Legislative Council elections statistics by division 2018 – 2019

Election year	2018		2019		
	Hobart	Prosser	Montgomery	Nelson	Pembroke
Close of roll enrolment	24 665	23 527	27 913	24 086	22 980
Ballot papers cast	18 849	20 345	23 520	19 826	19 583
Turnout	76.42%	86.48%	84.26%	82.31%	85.22%
Number of candidates	6	13	4	10	5
Formal ballot papers	18 295	19 327	22 631	19 279	18 951
Informality rate	2.94%	5.00%	3.78%	2.76%	3.23%

Table 4: Legislative Council elections participation and informality rates 2015 – 2019

Election year		2015	2016	2017	Pembroke	2018	2019
Close of roll enrolment		73 047	48 914	76 306	26 079	48 192	74 979
Ballot papers cast		59 318	39 758	64 387	22 266	39 194	62 929
Turnout		81.21%	81.28%	84.38%	85.38%	81.33%	83.93%
Informality	Rate	5.04%	4.54%	3.64%	3.47%	4.01%	3.29%
	Apparent intentional	2 180	1 280	1 700	553	1 037	1 504
	Apparent un-intentional	812	527	641	219	535	564

Table 5: Local government elections statistics 2007 – 2018

Election year		2007	2009	2011	2014	Glenorchy City	2018
Close of roll enrolment*		357 091	362 890	366 906	375 355	33 283	356 810
Declarations returned		205 074	201 550	199 153	204 875	18 236	209 522
Turnout		57.43%	55.54%	54.28%	54.58%	54.79%	58.72%
Total ballot papers**		538 411	526 117	510 563	591 180	53 818	596 450
Number of candidates**		444	449	421	716***	24	481
Number of counts**		602	553	489	1365***	71	1 319
Formal ballot papers**		528 649	516 524	500 410	574 335	51 716	575 279
Informality	Rate	1.81%	1.82%	1.99%	2.85%	3.91%	3.55%
	Apparent intentional	4 769	4 994	5 471	7 378	164 †	7 597
	Apparent unintentional	4 943	4 599	4 682	9 367	777 †	13 574

* Comprises those electors on the House of Assembly roll for an address within the municipal area as well as other owners, occupiers and company nominees who have enrolled on general managers' rolls.

** Includes all ballot papers for mayor, deputy mayor and councillors.

*** Increase in number of candidates and number of counts due to the move to "all-in, all-out" elections in 2014.

† These figures only apply to Councillor ballot papers, as an informal ballot paper survey was not conducted for the Mayor and Deputy Mayor ballot papers for the Glenorchy City Council.

Vote Alert Service

The TEC has provided an SMS reminder service ('Vote Alert') to Tasmanian electors since 2010. All subscribers who are matched to the election roll are sent three reminder messages during House of Assembly, Legislative Council and Local Government elections.

There are now over 7,000 Tasmanian electors subscribed to the Vote Alert service. As most electors subscribed to the service after receiving a non-voter notice at a previous election, the Commission has undertaken a voting analysis of recent elections to gauge the effectiveness of this service.

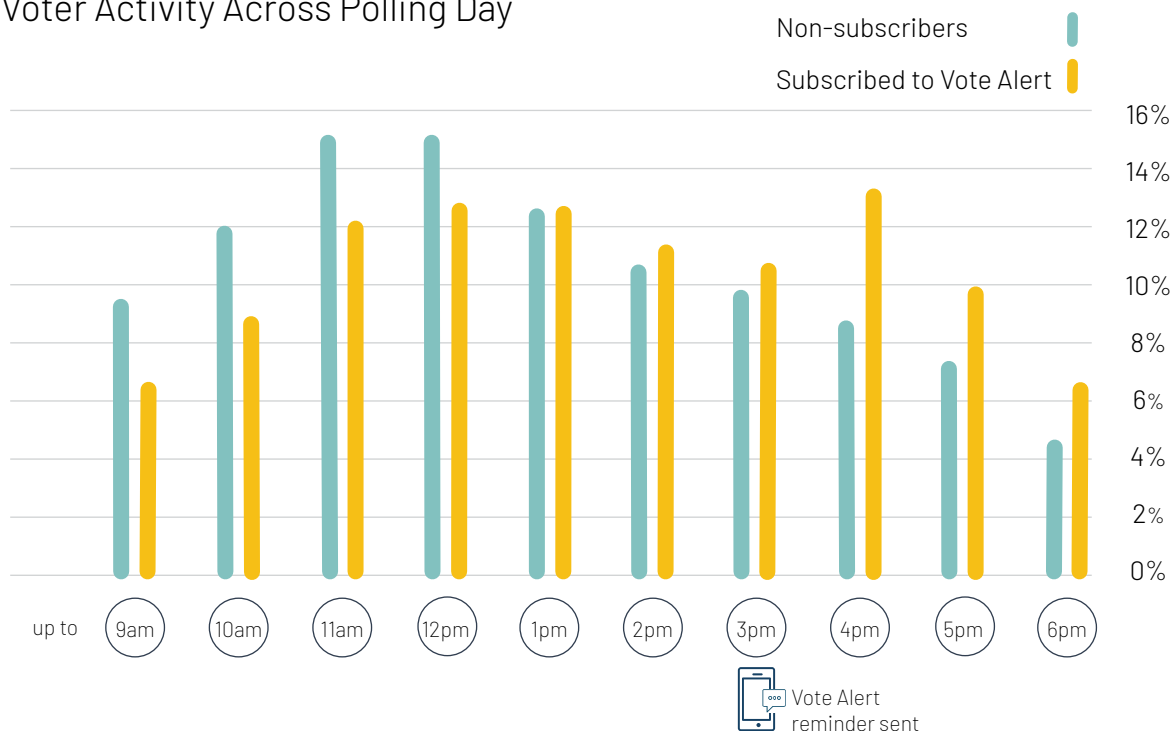
At the 2018 State election the participation rate of subscribers was slightly below the state average. However, at the 2018 and 2019 Legislative Council elections, the participation rate of Vote Alert subscribers was higher than the overall average. These are encouraging results, given that 59% of subscribers had failed to vote at a previous election.

The TEC issues a final reminder at 3pm on polling day. The graph below illustrates the impact of that final message at the 2019 Legislative Council elections.

2019 Legislative Council Participation Rates

All eligible electors	83.9%
Eligible Vote Alert subscribers	84.5%

Voter Activity Across Polling Day







Financial Performance 2018-19

This section contains breakdowns of election costs and historical comparisons. Expenditure and revenue statements can be found in the 2018-19 Department of Justice Annual Report.



Table 6: Cost of House of Assembly elections

Election year	2002	2006	2010	2014	2018
Total cost (\$'000)	1 752	1 897	2 271	2 743	3 039
Number of electors on the roll	332 473	341 481	357 315	366 442	381 183
Cost per elector on the roll	\$5.27	\$5.56	\$6.36	\$7.49	\$7.97

Table 7: Cost of Legislative Council elections

Election year	2016	2017	Pembroke	2018	2019
Total cost (\$'000)	583*	873	266	561	1 027
Number of divisions	2	3	1	2	3
Number of electors for these elections	48 914	76 306	26 079	48 192	74 979
Cost per elector	\$12.01*	\$11.47	\$10.20	\$11.64	\$13.70**

Periodic Legislative Council elections are conducted annually. Elections for two divisions are held in even-numbered years, and for three divisions in odd-numbered years. Costs per elector are usually higher when two elections are held, due to fixed costs.

*Note: These numbers have been adjusted from the respective annual reports as figures in these reports included a proportion of permanent staff salaries.

**The increase in the cost per elector is primarily due to the extended electoral awareness campaign (see page 17), significant increases in mailing cost and the Department of Justice workers compensation insurance payments and the establishment of an office for the north-west returning officer for the full election period.

Table 8: Cost of local government elections

Election year	2007	2009	2011	2014	2018**
Total cost (\$'000)	1 211	1 248	1 337	2 098	2 470
Number of electors on the roll	357 091	362 890	366 906	375 355	356 810
Cost per elector on the roll	\$3.39	\$3.44	\$3.65	\$5.59*	\$6.92

*Increase in cost reflects the move to “all-in all-out” elections in 2014.

**These elections included only 28 of the 29 local councils.

Table 9: Cost of Federal elections

Election year	2004	2007	2010	2013	2016
Cost per elector on the roll	\$5.79	\$8.36	\$7.68	\$9.48	\$14.28

These figures were obtained from the AEC’s *Electoral Pocket Book*.

Federal election costs do not include a component for the decentralised structure of permanent divisional returning offices.

Table 10: Cost of managing and maintaining the electoral roll

This time series has been revised to include costs charged to Tasmania’s 29 local government councils.

Financial year	2014-15	2015-16	2016-17	2017-18	2018-19
Expenditure on roll (\$'000)	433	413	440	435	449
Number of electors on the roll at June 30	366 991	373 911	375 444	381 348	387 466
Cost per elector on the roll	\$1.18	\$1.10	\$1.17	\$1.14	\$1.16

These costs include the cost to the State of the State/Commonwealth joint roll arrangement, communications lines to the national roll management system, associated IT costs and the cost of providing the roll to members of the Tasmanian Parliament, registered parties and other organisations approved by the Commission under section 40 of the *Electoral Act 2004*.





Appendices



Appendix A

The Commission met four times during the year and also made a number of out-of-session resolutions (between meetings) in accordance with the procedures set out in clause 6 of schedule 2 of the *Electoral Act 2004*, making the following appointments, approvals, revocations and termination.

Appointments

Electoral Act 2004

Section no.	Subject	Date appointed
2019 Legislative Council elections		
24(1)	Returning Officers - Divisions of Montgomery, Nelson & Pembroke	27/02/19
93(1)	Polling places - Divisions of Montgomery, Nelson & Pembroke	27/02/19
93(1)	Additional polling place - Division of Nelson	03/04/19 (Out-of-session resolution)
93(1)	Additional mobile polling place - Division of Montgomery	16/04/19 (Out-of-session resolution)

Approvals

Electoral Act 2004

Section no.	Subject	Date approved
161	Candidate expenditure return	19/12/18
131	Approved procedures for Antarctic voting	13/03/19 (Out-of-session resolution)
96(1)	Form of ballot papers for Legislative Council elections	13/03/19 (Out-of-session resolution)

Termination

Electoral Act 2004

Section no.	Subject	Date terminated
	2019 Legislative Council elections	
93(3)	Termination of polling place	13/03/19 (Out-of-session resolution)

Revocation

Electoral Act 2004

Section no.	Subject	Date revoked
132	"Alternative procedures for overseas voting" & "Approved Alternative procedures for remote voting"	27/02/19

Approvals

Local Government Act 1993

Section no.	Subject	Date approved
271	Nomination form	07/08/18
279	Candidates Advertising Return	10/07/18 & 07/08/18
279	Broadcasters and Publishers Returns	07/08/18
279	Printers Return	23/08/18

Revocation

Local Government Act 1993

Section no.	Subject	Date revoked
296	Approved procedures for voting by persons outside Tasmania	10/07/18

Appendix B

Legislative Council Elections

2019 Election summary

Issue of the writs	6pm	Monday 1 April
Close of nominations	12 noon	Thursday 11 April
Polling day	8am - 6pm	Saturday 4 May
Return of the writs	Montgomery	Tuesday 7 May
	Nelson	Thursday 16 May
	Pembroke	Tuesday 7 May



Division	Retiring Member	Elected candidate
Montgomery	Leonie Hiscutt	Leonie Hiscutt
Nelson	Jim Wilkinson	Meg Webb
Pembroke	Jo Siejka	Jo Siejka

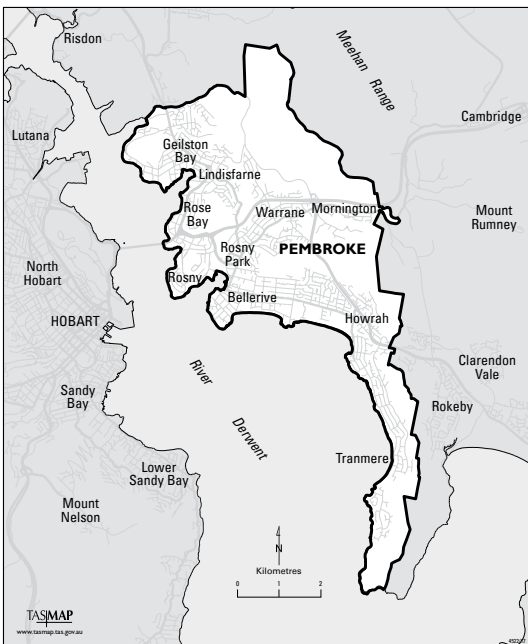
Periodic Cycle as at 30 June 2019

Periodic Legislative Council elections are held on the first Saturday in May each year.

Year	Division	Current Member
2020	Huon	Robert Armstrong
	Rosevears	Kerry Finch
2021	Derwent	Craig Farrell
	Mersey	Mike Gaffney
	Windermere	Ivan Dean
2022	Elwick	Josh Willie
	McIntyre	Tania Rattray
2023	Launceston	Rosemary Armitage
	Murchison	Ruth Forrest
	Rumney	Sarah Lovell
2024	Hobart	Rob Valentine
	Prosser	Jane Howlett
2025	Montgomery	Leonie Hiscutt
	Nelson	Meg Webb
	Pembroke	Jo Siejka

A candidate must obtain an absolute majority of the formal vote to be elected under the preferential voting system used for Legislative Council elections. If no candidate has an absolute majority from first preferences, the candidate with the lowest number of votes is excluded and their votes transferred to remaining candidates. The process of excluding candidates continues until one candidate obtains the required majority.

Divisional Maps for the 2019 Legislative Council Periodic Elections



Legislative Council Elections Results - Montgomery

First preference votes and informal ballot papers - by polling place

MONTGOMERY					Total formal votes	Informal	Total ballot papers counted
Polling Place	FULLER, Cheryl Independent	HISCUTT, Leonie Liberal Party	JONES, Brenton Shooters, Fishers, Farmers Tas	RIPPON, Michelle Australian Labor Party			
Abbotsham	33	66	11	15	125	6	131
Acton	162	375	137	411	1,085	52	1,137
Agfest	100	361	107	110	678	23	701
Claude Road	64	98	43	74	279	19	298
Forth	133	253	71	94	551	15	566
Gawler	68	177	52	79	376	20	396
Havenview	77	156	56	151	440	22	462
Heybridge	46	117	13	47	223	22	245
Highclere	16	61	24	30	131	12	143
Lower Barrington	84	310	95	145	634	30	664
Natone	21	49	22	23	115	13	128
North Motton	50	114	45	51	260	6	266
Penguin	470	825	143	338	1,776	76	1,852
Preston	24	37	25	16	102	6	108
Riana	30	86	20	24	160	5	165
Ridgley	69	222	81	136	508	19	527
Romaine	175	510	162	452	1,299	42	1,341
Sheffield	129	356	102	235	822	30	852
South Riana	43	48	31	15	137	7	144
Sprent	37	75	25	28	165	10	175
Stowport	29	107	26	60	222	13	235
Sulphur Creek	129	273	48	104	554	31	585
Turners Beach	179	424	86	205	894	30	924
Ulverstone Central	219	475	76	246	1,016	32	1,048
Ulverstone East	130	319	55	162	666	32	698
Ulverstone South	375	700	190	442	1,707	77	1,784
West Ulverstone	278	506	129	359	1,272	62	1,334
Wilmot	38	67	32	53	190	11	201
Wivenhoe	67	164	43	95	369	22	391
Mobile	47	114	15	44	220	7	227
Total Ordinary	3,322	7,445	1,965	4,244	16,976	752	17,728
Pre-Poll	892	2,113	371	1,167	4,543	113	4,656
Postal	184	445	95	275	999	21	1,020
Provisional	5	12	5	7	29	1	30
Out of Division	13	32	10	29	84	2	86
TOTALS	4,416	10,047	2,446	5,722	22,631	889	23,520
% Formal Vote	19.51%	44.39%	10.81%	25.28%		3.78%	informal

Election held	4 May 2019	Electors enrolled	27 913
Retiring Member	The Honourable Leonie A Hiscutt	Electors who voted	23 520 (84.26%)
Returning Officer	Maree Stones	Informal votes	889 (3.78%)
Elected member to serve for a six year term until May 2025			

Distribution of preferences

		MONTGOMERY				Exhausted votes	Formal votes	Absolute majority	Remarks
		FULLER, Cheryl Independent	HISCUTT, Leonie Liberal Party	JONES, Brenton Shooters, Fishers, Farmers Tas	RIPPON, Michelle Australian Labor Party				
Count 1	Total votes	4 416	10 047	2 446	5 722	22 631	11 316	First preferences	
	Votes transferred	1 206	741	-2 446	499				JONES excluded
Count 2	Total votes	5 622	10 788	0	6 221	22 631	11 316	FULLER excluded	
	Votes transferred	-5 622	2 829		2 793				
Total votes		0	13 617		9 014	22 631	11 316		
			60.17%		39.83%				

HISCUTT elected

Legislative Council Elections Results - Nelson

First preference votes and informal ballot papers - by polling place

NELSON						
Polling Place	BAYLEY, Vica Independent	BENNETT, Lorraine Shooters, Fishers, Farmers Tas	BREWER, Deborah Tasmanian Greens	BROWNLESS, Blair Independent	FARMER, John (Polly) Independent	GRIGGS, Richard Independent
Agfest	21	10	12	9	1	7
Blackmans Bay	108	32	120	66	55	50
Dynnyrne	214	15	158	43	72	72
Kingston	277	68	288	184	167	111
Kingston Beach	286	31	213	109	94	65
Lower Sandy Bay	238	13	163	93	101	112
Maranoa Heights	116	54	123	106	83	53
Mount Nelson	235	12	128	32	78	51
Sandy Bay	122	3	109	46	51	30
Sandy Bay Beach	87	2	29	39	40	28
Taroona	464	13	169	48	75	68
Waimea Heights	121	12	75	63	62	67
Mobile	17	7	12	13	15	10
Total Ordinary	2,306	272	1,599	851	894	724
Pre-Poll	577	82	405	306	207	183
Postal	147	26	110	55	54	45
Provisional	11	1	3	0	2	1
Out of Division	28	13	30	11	11	7
TOTALS	3,069	394	2,147	1,223	1,168	960
% Formal Vote	15.92%	2.04%	11.14%	6.34%	6.06%	4.98%

Election held	4 May 2019	Electors enrolled	24 086
Retiring Member	The Honourable James S (Jim) Wilkinson	Electors who voted	19 826 (82.31%)
Returning Officer	Ms Justin Meeker	Informal votes	547 (2.76%)
Elected member to serve for a six year term until May 2025			

Nelson first preference votes continued

	MANNING, Robert Independent	OGILVIE, Madeleine Independent	STREET, Nic Liberal Party	WEBB, Meg Independent	Total formal votes	Informal	Total ballot papers counted
Agfest	1	16	43	14	134	5	139
Blackmans Bay	15	136	189	165	936	30	966
Dynnyrne	51	122	156	125	1,028	24	1,052
Kingston	61	331	522	314	2,323	80	2,403
Kingston Beach	27	189	423	241	1,678	62	1,740
Lower Sandy Bay	100	208	480	193	1,701	43	1,744
Maranoa Heights	39	198	325	218	1,315	74	1,389
Mount Nelson	35	167	173	181	1,092	25	1,117
Sandy Bay	25	74	131	67	658	15	673
Sandy Bay Beach	36	83	178	63	585	10	595
Taroona	38	126	159	294	1,454	22	1,476
Waimea Heights	42	92	237	106	877	13	890
Mobile	14	24	65	10	187	16	203
Total Ordinary	484	1,766	3,081	1,991	13,968	419	14,387
Pre-Poll	136	493	1,107	541	4,037	98	4,135
Postal	41	132	336	110	1,056	21	1,077
Provisional	2	8	8	10	46	2	48
Out of Division	6	21	35	10	172	7	179
TOTALS	669	2,420	4,567	2,662	19,279	547	19,826
% Formal Vote	3.47%	12.55%	23.69%	13.81%		2.76% informal	

Distribution of preferences

		NELSON						
		BAYLEY, Vica Independent	BENNETT, Lorraine Shooters, Fishers, Farmers Tas	BREWER, Deborah Tasmanian Greens	BROWNLESS, Blair Independent	FARMER, John (Polly) Independent	GRIGGS, Richard Independent	MANNING, Robert Independent
Count 1	Total votes	3 069	394	2 147	1 223	1 168	960	669
Count 2	Votes transferred	19	- 394	35	34	64	29	24
	Total votes	3 088	0	2 182	1 257	1 232	989	693
Count 3	Votes transferred	63		36	96	97	85	- 693
	Total votes	3 151		2 218	1 353	1 329	1 074	0
Count 4	Votes transferred	216		102	101	122	-1 074	
	Total votes	3 367		2 320	1 454	1 451	0	
Count 5	Votes transferred	254		117	273	-1 451		
	Total votes	3 621		2 437	1 727	0		
Count 6	Votes transferred	197		96	-1 727			
	Total votes	3 818		2 533	0			
Count 7	Votes transferred	826		-2 533				
	Total votes	4 644		0				
Count 8	Votes transferred	1 044						
	Total votes	5 688						
Count 9	Votes transferred	-5 688						
	Total votes	0						

Distribution of preferences continued

		OGILVIE, Madeleine Independent	STREET, Nic Liberal Party	WEBB, Meg Independent	Exhausted votes	Formal votes	Absolute majority	Remarks
Count 1	Total votes	2 420	4 567	2 662		19 279	9 640	First preferences
Count 2	Votes transferred	53	97	39				BENNETT excluded
	Total votes	2 473	4 664	2 701		19 279	9 640	
Count 3	Votes transferred	98	132	86				MANNING excluded
	Total votes	2 571	4 796	2 787		19 279	9 640	
Count 4	Votes transferred	201	131	198	3			GRIGGS excluded
	Total votes	2 772	4 927	2 985	3	19 279	9 639	
Count 5	Votes transferred	253	189	332	33			FARMER excluded
	Total votes	3 025	5 116	3 317	36	19 279	9 622	
Count 6	Votes transferred	464	514	376	80			BROWNLESS excluded
	Total votes	3 489	5 630	3 693	116	19 279	9 582	
Count 7	Votes transferred	666	193	752	96			BREWER excluded
	Total votes	4 155	5 823	4 445	212	19 279	9 534	
Count 8	Votes transferred	-4 155	824	1 881	406			OGILVIE excluded
	Total votes	0	6 647	6 326	618	19 279	9 331	
Count 9	Votes transferred		673	4 322	693			BAYLEY excluded
	Total votes		7 320	10 648	1 311	19 279	8 985	
			40.74%	59.26%				

WEBB elected

Legislative Council Elections Results - Pembroke

First preference votes and informal ballot papers - by polling place

PEMBROKE						Total formal votes	Informal	Total ballot papers counted
Polling Place	CORNISH, Ronald Independent	DIFALCO, Carlo Shooters, Fishers, Farmers Tas	JOHNSON, Kristy Liberal Party	MULDER, Tony Independent	SIEJKA, Jo Australian Labor Party			
Agfest	6	7	39	19	53	124	9	133
Bellerive	97	52	373	259	682	1,463	41	1,504
Clarence	97	48	311	264	708	1,428	61	1,489
Geilston Bay	75	48	264	224	626	1,237	35	1,272
Howrah	126	54	424	361	749	1,714	66	1,780
Lindisfarne	103	43	307	219	576	1,248	38	1,286
Lindisfarne Village	140	44	395	297	670	1,546	56	1,602
Montagu Bay	80	33	243	174	491	1,021	31	1,052
Mornington	24	35	102	54	258	473	27	500
Tranmere	137	49	624	471	782	2,063	69	2,132
Warrane	87	107	288	240	915	1,637	82	1,719
Mobile	47	6	129	69	87	338	12	350
Total Ordinary	1,019	526	3,499	2,651	6,597	14,292	527	14,819
Pre-Poll	277	108	940	596	1,425	3,346	82	3,428
Postal	85	49	307	214	457	1,112	17	1,129
Provisional	6	3	15	7	31	62	0	62
Out of Division	9	10	32	24	64	139	6	145
TOTALS	1,396	696	4,793	3,492	8,574	18,951	632	19,583
% Formal Vote	7.37%	3.67%	25.29%	18.43%	45.24%		3.23%	informal

Election held 4 May 2019
 Retiring Member The Honourable Joanna C (Jo) Siejka
 Returning Officer Sarah Mathews
 Elected member to serve for a six year term until May 2025

Electors enrolled 22 980
 Electors who voted 19 583 (85.22%)
 Informal votes 632 (3.23%)

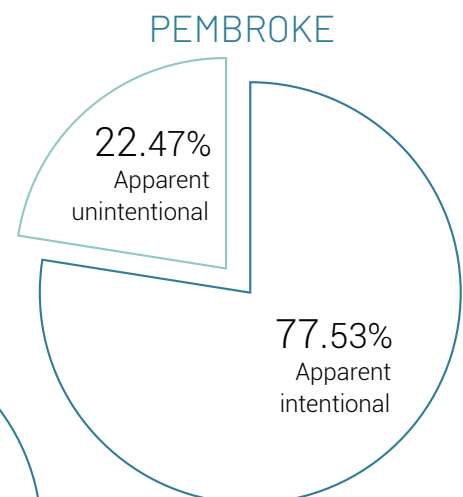
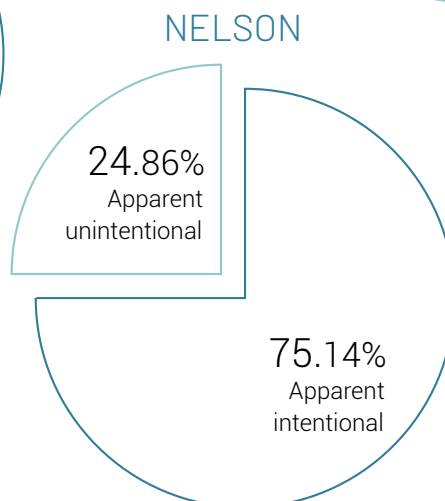
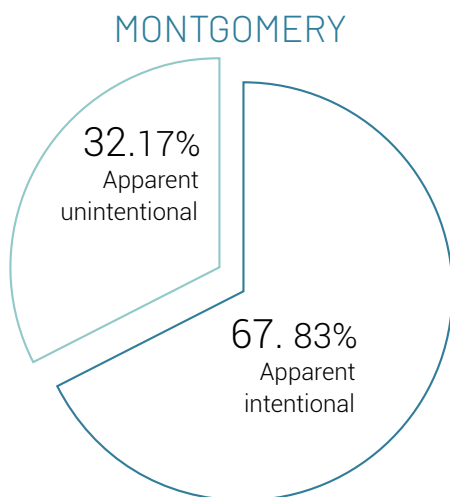
Distribution of preferences

PEMBROKE		CORNISH, Ronald Independent	DI FALCO, Carlo Shooters, Fishers, Farmers Tas	JOHNSON, Kristy Liberal Party	MULDER, Tony Independent	SIEJKA, Jo Australian Labor Party	Exhausted votes	Formal votes	Absolute majority	Remarks
Count 1	Total votes	1 396	696	4 793	3 492	8 574	18 951	9 476		First preferences
	Votes transferred	188	- 696	155	194	159				DI FALCO excluded
Count 3	Total votes	1 584	0	4 948	3 686	8 733	18 951	9 476		
	Votes transferred	-1 584		482	762	340				CORNISH excluded
Count 4	Total votes	0		5 430	4 448	9 073	18 951	9 476		
	Votes transferred			2 351	-4 448	1 965	132			MULDER excluded
	Total votes			7 781	0	11 038	132	18 951	9 410	
				41.35%		58.65%				

SIEJKA elected

Legislative Council Elections Informal Ballot Paper Survey

Apparent intentional informal voting	Montgomery	Nelson	Pembroke	Total
Blank	240	181	194	615
Deliberate informal or scribble/ messages only	363	230	296	889
Total	603	411	490	1504
Apparent unintentional informal voting				
Contains writing identifying elector	1	0	0	1
Contains only ticks or crosses	158	43	58	259
No first preference	18	3	6	27
Repetitions or omissions	77	81	70	228
Two or more first preferences	32	9	8	49
Total	286	136	142	564
Total	889	547	632	2 068



Appendix C - House of Assembly Recounts

BROOKS Recount

On 25 February 2019, a recount was conducted to fill the vacancy in the House of Assembly created by the resignation of Mr Adam Brooks on 11 February 2019.

BRADDON		Liberal Party	Australian Labor Party	Shooters, Fishers, Farmers, Tas	Tasmanian Greens	Jacqui Lambie Network	Ungrouped	Exhausted votes	Lost by fraction	Total votes (the quota)	Absolute majority	Remarks	
Counts 1-6	Brooks Distributed	Felix ELLIS	Themba BUILLE	Brenton JONES	Scott JORDAN	Tom KINGSTON	Gina TIMMS	Liz HAMER					
		3 872	5 574	221	253	54	33	322	50	323	16	10 718	5 198
		37.2%	53.6%	2.1%	2.4%	0.5%	0.3%	3.1%	0.5%				

RYLAH elected

HIDDING Recount

On 12 March 2019, a recount was conducted to fill the vacancy in the House of Assembly created by the resignation of Rene Hidding MP on 25 February 2019.

LYONS

	Chris REYNOLDS	Bob VERVAART	John TUCKER	Gerard GAFFNEY	Janet LAMBERT	Kylie WRIGHT	Fraser BRINDLEY	Helen HUTCHINSON	Glenn MILLAR	Gary WHISSON	Tennille MURTAGH	Kim PEART	Exhausted votes	Lost by fraction	Total votes (the quota)	Absolute majority	Remarks	
Counts 1-5	373	275	9 954	81	130	103	97	51	34	39	41	71	266	23	11 538	5 637		
Hidding Distributed																		
Percentage	3.3%	2.4%	88.5%	0.7%	1.2%	0.9%	0.9%	0.5%	0.3%	0.3%	0.4%	0.6%						
	Jacqui Lambie Network	Liberal Party		Australian Labor Party			Tasmanian Greens				Ungrouped							

TUCKER elected

Appendix D

Party Register

As at 30 June 2019, the following parties were registered under the Act (alphabetical order):

- Animal Justice Party
- Australian Christians
- Australian Labor Party
- Jacqui Lambie Network
- The Liberal Party of Australia, Tasmanian Division
- Pauline Hanson's One Nation
- Shooters, Fishers and Farmers Party Tasmania
- Socialist Alliance
- T4T – Tasmanians 4 Tasmania
- Tasmanian Greens



Stage 2:

—————▶ Declaration envelopes in ballot boxes moving to processing location

Stage 3:

—————▶ Anonymised declaration envelopes moving to counting centres

.....▶ Scanned ballot papers emailed to counting centres

Appendix E

Super Tuesday

Roll-out

While there were significant benefits in receiving returned postal votes at a central Hobart location (see page 29), it was considered important to conduct the scrutinies within the three regions across the state.

To enable this, each regional counting centre:

- Received two deliveries of sealed envelopes from the Hobart central office.
- Received sealed ballot boxes of postal votes directly from councils (in the north and north west regions).
- Dispatched councillor ballot papers for 23 councillor elections to data entry centres in Launceston and Hobart.

By the afternoon of the close of the poll, counting was underway at five locations with the aim of providing later that evening, election figures for the 79 individual ballots being contested.

To enable this, the following multi-staged logistical strategy was implemented:

Stage 1 – Northern data entry centre set up

On the Friday before the close of the poll, IT hardware was delivered to the Launceston data entry centre and set up and tested over the weekend.

Stage 2 – Main delivery of returned postal votes

Ballot papers and counting equipment were dispatched to the counting centres on Monday, before the close of polls:

Devonport run:

Truck: Circular Head, Waratah-Wynyard, Burnie City, Central Coast, Devonport City, Latrobe and Kentish sealed ballot paper envelopes.

Van: Counting equipment and computers for the Devonport counting centre.

Launceston run:

Truck: West Tamar, Launceston City, George Town, Dorset, Meander Valley, Northern Midlands sealed ballot paper envelopes.

Van: Counting equipment and computers for the Launceston counting centre.

Elwick run:

Truck: Kingborough, Brighton, Central Highlands, Flinders, Huon Valley, Sorell, Hobart City, Clarence City, Derwent Valley, Glamorgan-Spring Bay, Southern Midlands, King Island, Break O' Day, West Coast, Tasman sealed ballot paper envelopes.

Van: Counting equipment and computers for the Elwick centre.

Stage 3 – Close of the poll

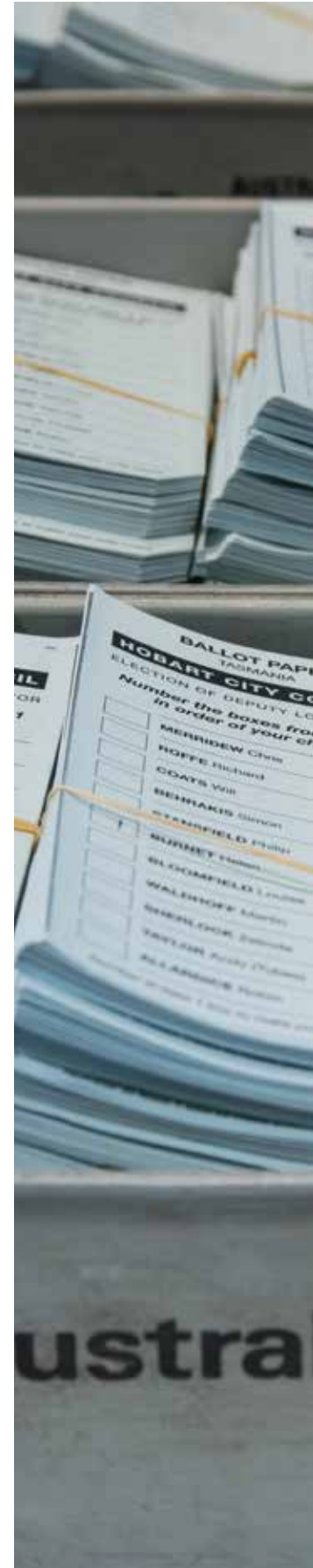
Councils

At the close of the poll, Council staff sealed the ballot boxes containing postal votes received at each office, and delivered them to either the Devonport or Launceston counting centres or the southern processing centre.

Counting centres

At the close of the poll, each counting centre commenced the process of opening envelopes and removing ballot papers. The extraction process was divided into two or three allocations. The first commenced immediately after 10 am and was governed by the needs of the data centres, and the remaining allocations were dependant on the the final delivery of envelopes from councils and the southern processing centre.

For elector postal votes delivered by Councils to the Launceston and Devonport counting centres, roll checking processes were undertaken before including those ballot papers in the count.





Stage 4 – Dispatch of final mail delivered up to the close of the poll

The final Australia Post mail – and Council ballot boxes for the southern Councils – were delivered to the southern processing centre, where they were checked against the roll, elector details removed, and dispatched to the three counting centres. To compensate for travel times, envelopes for the north west Councils were processed first, followed by northern Councils and then southern Councils.

Stage 5 – Dispatch of councillor ballot papers to data entry centres

For 23 councils, councillor ballot papers were dispatched from the three counting centres to the two data entry centres. An initial delivery enabled data entry to begin early enough to provide initial progressive figures for councillor elections that evening. A second delivery later in the day contained all remaining councillor ballot papers for that council.

Due to the distance to be travelled, Devonport, Kentish and Latrobe Councillor ballot papers were dispatched as a single delivery later in the day.

Stage 6 – Balancing envelopes and ballot papers in preparation for counting

Once all deliveries had been made and all ballot papers extracted, the returning officer ensured all councillor, mayor and deputy mayor ballot papers were accounted for and packed in readiness for counting first preferences later in the evening.

Tasmanian Electoral Commission

Level 3, 169 Main Road

Moonah Tasmania 7009

03 6208 8700

1800 801 701

Fax 03 6208 8791

ballot.box@tec.tas.gov.au

www.facebook.com/ElectionsTas

www.tec.tas.gov.au