



2022 to 2024 Report on Parliamentary Elections

Level 3
169 Main Road
Moonah Tasmania 7009

PO Box 307
Moonah Tas 7009

Phone (03) 6208 8700
Fax (03) 6208 8791
ballot.box@tec.tas.gov.au
www.tec.tas.gov.au

To The Honourable Craig Farrell
President of the Legislative Council, and

The Honourable Michelle O'Byrne
Speaker of the House of Assembly

We are honoured to submit this report on Tasmanian parliamentary elections conducted during the period 2022 to 2024.

The Tasmanian Electoral Commission (TEC) has statutory responsibilities for the independent and impartial conduct of elections and referendums including:

- House of Assembly elections, by-elections and recounts
- Legislative Council elections and by-elections
- State referendums, and
- the implementation of electoral boundary redistributions.

This report on parliamentary elections is in addition to the Tasmanian Electoral Commission's annual reports and has been prepared in accordance with Section 13 of the *Electoral Act 2004*.

Legislative Council elections

Since the previous report, the following Legislative Council elections have been held:

- May 2022 Elwick, Huon by-election, and McIntyre
- September 2022 Pembroke by-election
- May 2023 Launceston, Murchison, and Rumney
- May 2024 Elwick by-election, Hobart, and Prosser

New voting services for Legislative Council elections

The effects of the COVID-19 pandemic continued to be felt during the period of this report, which prompted new ways of working and opportunities for lasting change. Notably, two new voting services were introduced during this time to assist electors with COVID-19 as well as those who were overseas or interstate during the polling period.

Drive-through voting

Early in 2022, the Director of Public Health issued a directive requiring individuals with COVID-19 to go into isolation and any close contacts to go into quarantine. At that time, the Department of Health estimated new daily cases across the state to be around 400, which presented the significant risk of approximately 3,000 Elwick, Huon and McIntyre electors potentially isolating during the last week of polling and on polling day.

In collaboration with the COVID-19 Emergency Coordination Centre, the TEC established drive-through polling sites that electors in isolation or quarantine could attend to vote. Configured similarly to a COVID-19 testing station and staffed by Department of Health employees, the Director for Public Health determined the facilities as acceptable places for those in isolation or quarantine.

The Commission appointed these sites as special mobile polling places in Glenorchy, Ranelagh, Deloraine, and Scottsdale. For the May 2022 elections, 270 electors used the drive-through services to cast their votes across the four sites.

Drive-through voting was not considered appropriate for subsequent elections outside the context of COVID-safe settings.

Telephone voting

The TEC also introduced telephone-assisted voting (TAV) for the May 2022 elections, approved under Division 10 of the *Electoral Act 2004* for electors in an area declared by the Commission to be remote. This included electors who could not attend a polling place due to COVID-19 isolation requirements and interstate or overseas electors.

To ensure the integrity and secrecy of the vote, the telephone voting service comprised three separate stages, undertaken by different teams:

- a registration process,
- a ballot paper transcription process, and
- marking electors on the roll.

Following the success of this initial event, TAV has been offered at subsequent Legislative Council elections as the preferred option for overseas or interstate electors. This has proved an effective strategy for overcoming protracted mail delivery timeframes that have made postal voting less viable for these electors in recent years.

During the period of this report, 2,746 electors cast their votes using the TAV service at Legislative Council elections. An expanded telephone voting service was deployed for the 2024 State election, utilised by more than 3,900 electors across two weeks of the pre-poll period and on polling day.

2024 House of Assembly general election

On Wednesday 14 February 2024, Her Excellency the Governor informed the Electoral Commissioner that, on the advice of the Premier, she had prorogued the Parliament and dissolved the House of Assembly to enable a general election on Saturday 23 March, for the divisions of Bass, Braddon, Clark, Franklin and Lyons.

Writs were issued on 21 February and, when nominations closed on 29 February, 167 candidates had been nominated to contest these elections. This compares with 105 candidates in 2021 and represents the largest field of candidates for election to the House of Assembly since its establishment in 1856.

Election readiness

Following the 2021 early State election and the Tasmanian Government going into minority in May 2023, the TEC escalated its preparations for another early State election.

Maintaining a prolonged state of 'election readiness' presents a range of complexities that affect premises, resources, staffing and training arrangements.

While the TEC had developed an election centre in Invermay as a reliable and fit-for-purpose base for election operations in the north of the state, the limited availability of physical spaces at short notice for a state election in southern Tasmania had become a concern. To mitigate this risk, the Commission signed medium-term leases on smaller functional premises in Cambridge and Glenorchy in 2023.

To simplify and develop a more efficient packing of polling place resources, the TEC moved to a new classification process for polling places (small, medium or large). This simpler structure enabled polling place materials to be purchased and packed based on this classification prior to any event, which streamlined an important logistical element of conducting parliamentary elections.

The availability of experienced Tasmanian temporary staff for returning officer positions fluctuated from May 2023 and was considered likely to persist until May 2025, when the next State election could be called. To mitigate this risk, in August 2023, the TEC identified and trained a small number of high-calibre and experienced staff from New South Wales to supplement Tasmanian numbers. Two New South Wales returning officers and one assistant returning officer were employed for the 2024 State election.

Expansion of the House of Assembly

The commencement of the *Expansion of House of Assembly Act 2022* introduced several challenges for the TEC at the 2024 State election. New formality requirements and the logistics of coordinating a record number of candidates were primary considerations at this event.

With seven members to be elected in each division, this was the first time since 1996 that electors were required to mark at least seven preferences on their ballot papers (instead of a minimum five) for it to be counted as a formal vote.

A significant and multi-faceted education and awareness campaign was deployed to explain this change, featuring the tagline '7 or more to make your vote count'. Messaging continued throughout the election period, with a poster campaign rolled out on polling screens at every polling place across the state. This comprehensive approach was delivered in conjunction with the existing 'Your vote is bigger than you think' campaign.

Lyons ballot papers

Following the commencement of the early voting period for the 2024 State election, an issue with the production of ballot papers for the division of Lyons was identified.

A small number of ballot papers within a large batch produced for pre-poll and postal voting had not received the required security wash—a coloured watermark printed onto the paper stock in advance of an election.

Under the *Electoral Act 2004*, ballot papers that do not include this security wash or an issuing officer's mark are invalid.

As postal packs are produced in bulk, postal ballot papers did not include an issuing officer's mark meaning that those without the security wash were invalid. While this error ultimately only affected a small number of postal voters, the Electoral Commissioner unreservedly apologised when the error was identified, and the TEC undertook several mitigation strategies to ensure no electors were disenfranchised. Further information about this issue is available in the Tasmanian Electoral Commission Annual Report 2023–24.

Election night tally room

Once again, the Commission provided an election night tally room for candidates, parties, media and the public to attend. Initially it appeared that there were no suitable physical spaces available in the Hobart area at such short notice. Due to the great work of the Hotel Grand Chancellor and the tireless efforts of various media outlets and TEC staff, a full media and public tally room was set up in 30 hours.

The tally room was broadcast across Australia by various national media and was well attended by election enthusiasts with the three parliamentary party leaders continuing the Tasmanian tradition of making speeches on the night.



Election outcome

Hare-Clark counts for the five divisions all commenced after the close of the postal return period on Tuesday 2 April, with all candidates elected by Saturday 6 April. The declaration of the poll for each division was conducted on Tuesday 9 April with writs returned later that day.

The statewide rate of informal voting rose to 6.31% in 2024, from 5.13% in 2021. The possibility that new formality requirements may have contributed to this outcome prompted a detailed analysis of informal ballot papers, including additional categories for ballot papers that were considered 'apparently unintentional'. This analysis determined that the change to seven preferences did not significantly contribute to informality, and notably, only 212 of the 23,465 informal ballot papers contained just five preferences (1-5).

The informal ballot paper survey is included from page 93 of this report, and further detail will be published in a supplementary report in the second quarter of 2024-25.

House of Assembly recounts

The following House of Assembly recounts were conducted during the period of this report:

- 25 February 2022, Lara Alexander was elected to replace Sarah Courtney in Bass
- 27 April 2022, Simon Wood was elected to replace Peter Gutwein in Bass
- 15 August 2022, Dean Young was elected to replace Jacquie Petrusma in Franklin
- 1 August 2023, Vica Bayley was elected to replace Cassy O'Connor in Clark
- 24 October 2023, Simon Behrakis was elected to replace Elise Archer in Clark

The electoral events conducted during 2022-2024 required great agility and tenacity from TEC staff and election casuals. We thank them for their commitment to the Tasmanian people and Tasmanian democracy, which enabled these important electoral events to be conducted successfully.



Mike Blake
CHAIRPERSON



Andrew Hawkey
ELECTORAL
COMMISSIONER



Karen Frost
MEMBER

17 October 2024

Report available in electronic form

The tables contained in this report are available in Microsoft Excel format on request.
This report can also be downloaded in PDF format from the Tasmanian Electoral Commission website www.tec.tas.gov.au

Relevant legislation

Electoral Act 2004 and regulations

Constitution Act 1934

Legislative Council Electoral Boundaries Act 1995

Copies of the legislation can be found on the internet at www.legislation.tas.gov.au

Previous reports

Report on Parliamentary Elections 2019 to 2021

Report on Parliamentary Elections 2015 to 2018

Report on Parliamentary Elections 2011 to 2014

Report on Parliamentary Elections 2007 to 2010

Report on Parliamentary Elections 2003 to 2006

Report on Parliamentary Elections 1999 to 2002

Report on Parliamentary Elections 1998

Report on Parliamentary Elections 1995 to 1997

Report on Parliamentary Elections 1990 to 1994

These and earlier reports are also available for download in PDF format from the Tasmanian Electoral Commission website www.tec.tas.gov.au

Contents

Legislative Council elections

Enrolment	3
Periodic cycle	4
Election summary	5
2022–2024 election results	6

House of Assembly elections

House of Assembly 2024 general election	26
Members of the fifty-first Parliament	27
Tasmania’s Hare–Clark system	28
2024 General election statistics	31
First preference figures	
	Bass 38
	Braddon 44
	Clark 50
	Franklin 54
	Lyons 58
Abstracts of the counts	
	Bass 66
	Braddon 68
	Clark 70
	Franklin 72
	Lyons 74
Casual vacancies filled by recount	77

Appendices

A – Informal ballot paper surveys	86
B – History tables	113
C – Candidate details	121
D - Polling place details	129

Maps

Legislative Council divisions
House of Assembly divisions





Legislative Council elections

Legislative Council divisional enrolment

The following tables show enrolment as at 30 April for each year. For the enrolment figure as at the close of roll for divisions requiring elections during the 2022–2024 reporting period, please see election results.

Division	30 April 2022	30 April 2023	30 April 2024
Derwent	27,288	27,724	28,391
Elwick	24,035	23,579	23,702
Hobart	24,808	24,441	24,531
Huon	27,171	27,363	28,060
Launceston	25,563	25,280	25,285
McIntyre	29,668	29,728	30,390
Mersey	29,293	29,527	30,042
Montgomery	29,042	29,250	29,674
Murchison	28,172	28,028	28,489
Nelson	24,721	24,608	25,110
Pembroke	23,314	23,058	23,309
Prosser	26,289	26,590	27,408
Rosevears	28,142	28,246	28,696
Rumney	27,161	27,571	28,270
Windermere	27,791	27,982	28,311
Total	402,458	402,975	409,668

Periodic cycle of Legislative Council elections

Division	Current member	Next periodic election
Montgomery	Hon LA Hiscutt	2025
Nelson	Hon MT Webb	2025
Pembroke	Hon LM Edmunds	2025
Huon	Hon DA Harriss	2026
Rosevears	Hon JL Palmer	2026
Derwent	Hon CM Farrell	2027
Mersey	Hon MV Gaffney	2027
Windermere	Hon NJH Duigan	2027
Elwick	Hon RJ Thomas	2028
McIntyre	Hon TV Rattray	2028
Launceston	Hon RL Armitage	2029
Murchison	Hon RJ Forrest	2029
Rumney	Hon SE Lovell	2029
Hobart	Hon CS O'Connor	2030
Prosser	Hon KJ Vincent	2030

Election summary

2022

Issue of writs	28 March	Close of nominations	7 April
Polling day	7 May	Return of writs	10 May (McIntyre), 11 May (Elwick) 18 May (Hoon)

Division	Retiring member	Elected candidate
Elwick	JB Willie	JB Willie
Hoon (by-election)	BM Seidel	DA Harriss
McIntyre	TV Rattray	TV Rattray

2022 by-election

Issue of writs	3 August	Close of nominations	11 August
Polling day	10 September	Return of writs	14 September

Division	Retiring member	Elected candidate
Pembroke (by-election)	JC Siejka	LM Edmunds

2023

Issue of writs	31 March	Close of nominations	13 April
Polling day	6 May	Return of writs	12 May

Division	Retiring member	Elected candidate
Launceston	RL Armitage	RL Armitage
Murchison	RJ Forrest	RJ Forrest
Rumney	SE Lovell	SE Lovell

2024

Issue of writs	3 April	Close of nominations	11 April
Polling day	4 May	Return of writs	9 May

Division	Retiring member	Elected candidate
Elwick (by-election)	JB Willie	RJ Thomas
Hobart	RHF Valentine	CS O'Connor
Prosser	J Howlett	KJ Vincent

Division of ELWICK

Election summary

Retiring member – The Honourable Joshua B (Josh) Willie
 Returning officer – Michael Leyden
 Elected member to serve for a six year term until May 2028

Election held on 7 May 2022

Electors enrolled 23,925
 Electors who voted 18,668 (78.03%)
 Informal votes 680 (3.64%)

First preference votes and informal ballot papers by polling place

Polling place	Tasmanian Greens	Independent	Australian Labor Party	Total formal votes	Informal	Total ballot papers counted
	BELLAMY Hannah	CAZALY Rick	WILLIE Josh			
Collinsvale	68	67	135	270	18	288
Glenorchy	375	545	1,213	2,133	119	2,252
Glenorchy Central	119	101	228	448	35	483
Goodwood	61	60	175	296	16	312
Lenah Valley	306	210	416	932	43	975
Lutana	207	154	292	653	35	688
Merton	288	359	716	1,363	91	1,454
Moonah	258	184	392	834	29	863
Moonah East	221	189	363	773	24	797
Moonah North	225	167	471	863	37	900
Rosetta	100	180	277	557	20	577
Total ordinary	2,228	2,216	4,678	9,122	467	9,589
Mobile	33	20	86	139	0	139
Pre-poll	478	590	1,177	2,245	80	2,325
Pre-poll (out of division)	8	8	9	25	2	27
Postal	995	1,890	3,438	6,323	127	6,450
Provisional	13	11	30	54	0	54
Out of division	33	15	32	80	4	84
Totals	3,788	4,750	9,450	17,988	680	18,668
% Formal vote	21.06%	26.41%	52.54%		3.64% informal	

**WILLIE
elected**

Division of HUON (by-election)

Election summary	Election held on 7 May 2022	
Retiring member – The Honourable Bastian M Seidel	Electors enrolled	26,876
Returning officer – Graeme Ingram	Electors who voted	23,166 (86.20%)
Elected member to serve for a four year term until May 2026	Informal votes	615 (2.65%)

First preference votes and informal ballot papers by polling place

Polling place	Liberal Party	The Local Party	Tasmanian Greens	Independent	Australian Labor Party	Total formal votes	Informal	Total ballot papers counted
	ANTOLLI Aldo	CAPLICE Pat	CORDOVER Gideon	HARRISS Dean	THORPE Toby			
Adventure Bay	17	6	23	25	17	88	9	97
Alonnah	24	14	61	32	27	158	7	165
Blackmans Bay	371	68	352	283	400	1,474	55	1,529
Cradoc	91	38	70	83	82	364	12	376
Cygnets	204	108	385	259	263	1,219	35	1,254
Dover	106	23	47	98	113	387	17	404
Franklin	72	25	100	125	159	481	18	499
Geeveston	172	36	84	175	206	673	30	703
Glen Huon	27	17	46	85	38	213	4	217
Howden	78	19	57	41	62	257	11	268
Huonville	147	67	124	281	360	979	38	1,017
Judbury	35	10	35	58	54	192	12	204
Kettering	86	37	120	98	68	409	16	425
Margate	375	130	296	284	367	1,452	78	1,530
Middleton	32	22	44	39	35	172	15	187
Mountain River	76	21	90	109	113	409	15	424
Ranelagh	124	32	113	235	209	713	25	738
Sandfly	143	69	189	155	157	713	25	738
Snug	126	73	194	182	200	775	33	808
Southport	17	15	13	19	30	94	1	95
Woodbridge	45	33	89	53	59	279	9	288
Total ordinary	2,368	863	2,532	2,719	3,019	11,501	465	11,966
Mobile	17	5	12	12	18	64	1	65
Pre-poll	387	99	313	328	382	1,509	28	1,537
Pre-poll (out of division)	7	3	32	10	14	66	2	68
Postal	2,289	766	1,755	2,234	2,161	9,205	108	9,313
Provisional	12	1	19	14	14	60	3	63
Out of division	31	11	41	23	40	146	8	154
Totals	5,111	1,748	4,704	5,340	5,648	22,551	615	23,166
% Formal vote	22.66%	7.75%	20.86%	23.68%	25.05%		2.65% informal	

Distribution of preferences

		Liberal Party	The Local Party	Tasmanian Greens	Independent	Australian Labor Party				
		ANTOLLI Aldo	CAPLICE Pat	CORDOVER Gideon	HARRISS Dean	THORPE Toby	Exhausted votes	Formal votes	Absolute majority	Remarks
Count 1	Total votes	5,111	1,748	4,704	5,340	5,648		22,551	11,276	First preferences
Count 2	Votes transferred	107	-1,748	759	572	310				CAPLICE excluded
	Total votes	5,218	0	5,463	5,912	5,958		22,551	11,276	
Count 3	Votes transferred	-5,218		294	3,898	1,026				ANTOLLI excluded
	Total votes	0		5,757	9,810	6,984		22,551	11,276	
Count 4	Votes transferred			-5,757	2,030	3,709	18			CORDOVER excluded
	Total votes			0	11,840	10,693	18	22,551	11,267	HARRISS elected
					52.55%	47.45%				

Division of McINTYRE

Election summary

Retiring member – The Honourable Tania V Rattray
 Returning officer – Jenny Hart
 Elected member to serve for a six year term until May 2028

Election held on 7 May 2022

Electors enrolled 29,391
 Electors who voted 24,394 (83.00%)
 Informal votes 869 (3.56%)

First preference votes and informal ballot papers by polling place

Polling place	Independent	Tasmanian Greens	Independent	Total formal votes	Informal	Total ballot papers counted
	DOWNIE David	HOUGHTON Mitchell	RATTRAY Tania			
Avoca	40	11	58	109	9	118
Bracknell	121	24	178	323	7	330
Branxholm	22	17	116	155	9	164
Bridport	71	49	461	581	9	590
Carrick	186	93	296	575	34	609
Chudleigh	41	45	132	218	9	227
Cressy	213	36	195	444	15	459
Deloraine	336	271	610	1,217	69	1,286
Derby	12	13	38	63	2	65
Elizabeth Town	60	39	115	214	11	225
Epping	62	13	44	119	5	124
Evandale	244	99	267	610	40	650
Fingal	45	26	132	203	9	212
Gladstone	14	9	89	112	4	116
Hagley	109	23	84	216	7	223
Lady Barron	12	8	79	99	1	100
Longford	493	138	510	1,141	77	1,218
Meander	49	39	94	182	5	187
Mole Creek	64	51	119	234	8	242
Perth	560	188	617	1,365	90	1,455
Railton	144	78	314	536	35	571
Ringarooma	12	13	141	166	5	171
Scamander	45	64	159	268	16	284
Scottsdale	100	67	645	812	28	840
St Helens	121	165	424	710	45	755
St Marys	62	85	213	360	18	378
Westbury	262	135	487	884	48	932
Whitemark	48	46	161	255	9	264
Winnaleah	15	12	86	113	3	116
Total ordinary	3,563	1,857	6,864	12,284	627	12,911
Mobile	14	4	45	63	3	66
Pre-poll	851	451	1,873	3,175	117	3,292
Pre-poll (out of division)	4	15	12	31	0	31
Postal	1,939	1,208	4,728	7,875	114	7,989
Provisional	10	13	30	53	5	58
Out of division	10	18	16	44	3	47
Totals	6,391	3,566	13,568	23,525	869	24,394
% Formal vote	27.17%	15.16%	57.67%		3.56% informal	

**RATTRAY
elected**

Division of PEMBROKE (by-election)

Election summary	Election held on 10 September 2022	
Retiring member – The Honourable Joanna C (Jo) Siejka	Electors enrolled	23,286
Returning officer – Kylee Rumble	Electors who voted	18,905 (81.19%)
Elected member to serve for a three year term until May 2025	Informal votes	574 (3.04%)

First preference votes and informal ballot papers by polling place

Polling place	Tasmanian Greens	Liberal Party	Shooters, Fishers, Farmers TAS	Australian Labor Party	Independent	Total formal votes	Informal	Total ballot papers counted
	BREWER Deborah	BROWN Gregory	DI FALCO Carlo	EDMUNDS Luke	WILLINK Hans Jurrrian			
Bellerive	295	347	34	417	112	1,205	41	1,246
Clarence	297	423	33	567	108	1,428	46	1,474
Geilston Bay	223	253	29	359	104	968	31	999
Howrah	458	844	74	1,005	236	2,617	103	2,720
Lindisfarne	258	321	35	487	152	1,253	43	1,296
Lindisfarne Village	308	315	36	440	152	1,251	33	1,284
Montagu Bay	235	246	32	355	96	964	25	989
Mornington	55	91	22	148	22	338	16	354
Tranmere	106	189	9	161	64	529	7	536
Warrane	266	338	88	672	126	1,490	79	1,569
Total ordinary	2,501	3,367	392	4,611	1,172	12,043	424	12,467
Pre-poll	756	1,363	128	1,903	388	4,538	122	4,660
Postal	276	523	60	699	144	1,702	28	1,730
Provisional	7	12	0	26	3	48	0	48
Totals	3,540	5,265	580	7,239	1,707	18,331	574	18,905
% Formal vote	19.31%	28.72%	3.16%	39.49%	9.31%		3.04% informal	

Distribution of preferences

		Tasmanian Greens	Liberal Party	Shooters, Fishers, Farmers TAS	Australian Labor Party	Independent				
		BREWER Deborah	BROWN Gregory	DI FALCO Carlo	EDMUNDS Luke	WILLINK Hans Jurriaan	Exhausted votes	Formal votes	Absolute majority	Remarks
Count 1	Total votes	3,540	5,265	580	7,239	1,707		18,331	9,166	First preferences
Count 2	Votes transferred	69	177	-580	124	210				Di FALCO excluded
	Total votes	3,609	5,442	0	7,363	1,917		18,331	9,166	
Count 3	Votes transferred	593	650		674	-1,917				WILLINK excluded
	Total votes	4,202	6,092		8,037	0		18,331	9,166	
Count 4	Votes transferred	-4,202	612		3,539		51			BREWER excluded
	Total votes	0	6,704		11,576		51	18,331	9,141	EDMUNDS elected
			36.67%		63.33%					

Division of LAUNCESTON

Election summary

Retiring member – The Honourable Rosemary L Armitage
 Returning officer – Jenny Hart
 Elected member to serve for a six year term until May 2029

Election held on 6 May 2023

Electors enrolled 25,361
 Electors who voted 20,895 (82.39%)
 Informal votes 1,020 (4.88%)

First preference votes and informal ballot papers by polling place

Polling place	Independent	Tasmanian Greens	Total formal votes	Informal	Total ballot papers counted
	ARMITAGE Rosemary	ROSOL Cecily			
Agfest	345	66	411	20	431
East Launceston	801	345	1,146	26	1,172
Five Ways	499	176	675	30	705
Hadspen	1,061	194	1,255	83	1,338
Kings Meadows	1,004	303	1,307	86	1,393
Launceston	267	169	436	11	447
Launceston Central	398	282	680	53	733
Newstead	622	264	886	45	931
Norwood	1,434	368	1,802	98	1,900
Prospect Vale	1,875	328	2,203	192	2,395
South Launceston	496	221	717	43	760
Youngtown	1,365	277	1,642	97	1,739
Total ordinary	10,167	2,993	13,160	784	13,944
Mobile	175	36	211	15	226
Pre-poll	3,208	852	4,060	156	4,216
Pre-poll (out of division)	18	4	22	0	22
Postal	1,911	410	2,321	60	2,381
Provisional	36	16	52	1	53
Out of division	33	16	49	4	53
Totals	15,548	4,327	19,875	1,020	20,895
% Formal vote	78.23%	21.77%		4.88% informal	

ARMITAGE
elected

Division of MURCHISON

Election summary

Retiring member – The Honourable Ruth J Forrest
 Returning officer – Michael Leyden
 Elected member to serve for a six year term until May 2029

Election held on 6 May 2023

Electors enrolled 28,114
 Electors who voted 23,949 (85.19%)
 Informal votes 936 (3.91%)

First preference votes and informal ballot papers by polling place

Polling place	Independent	Independent	Independent	Shooters, Fishers, Farmers TAS	Total formal votes	Informal	Total ballot papers counted
	BURNETT Gatty	FORREST Ruth	HUTCHISON Codie	JONES Brenton			
Agfest	10	250	30	48	338	13	351
Boat Harbour	8	320	49	49	426	10	436
Burnie	56	754	149	166	1,125	60	1,185
Calder	6	97	9	25	137	2	139
Cooee	26	510	80	92	708	26	734
Currie	14	491	43	85	633	37	670
Edith Creek	4	54	17	35	110	8	118
Elliott	8	260	53	49	370	24	394
Forest	13	283	19	55	370	10	380
Grassy	4	82	6	17	109	6	115
Irishtown	7	133	21	43	204	7	211
Marawah	13	94	13	52	172	8	180
Montello	37	532	127	139	835	45	880
Moorleah	2	115	44	34	195	12	207
Queenstown	36	286	36	91	449	17	466
Rocky Cape	4	206	33	37	280	5	285
Rosebery	24	187	28	75	314	25	339
Shorewell Park	36	670	127	119	952	41	993
Sisters Beach	3	157	65	16	241	9	250
Sisters Creek	2	66	24	13	105	3	108
Smithton	42	739	100	207	1,088	54	1,142
Somerset	61	1,042	179	186	1,468	67	1,535
Stanley	10	266	33	35	344	14	358
Strahan	14	187	11	67	279	10	289
Tullah	6	59	8	16	89	9	98
Waratah	8	84	23	29	144	2	146
Wynyard Central	58	1,412	239	165	1,874	92	1,966
Wynyard West	32	870	143	118	1,163	43	1,206
Yolla	11	172	33	53	269	9	278
Zeehan	18	189	36	51	294	23	317
Total ordinary	573	10,567	1,778	2,167	15,085	691	15,776
Mobile	14	206	22	30	272	8	280
Pre-poll	199	4,308	511	675	5,693	195	5,888
Pre-poll (out of division)	5	47	8	9	69	3	72
Postal	67	1,301	160	196	1,724	32	1,756
Provisional	4	49	13	11	77	1	78
Out of division	3	64	16	10	93	6	99
Totals	865	16,542	2,508	3,098	23,013	936	23,949
% Formal vote	3.76%	71.88%	10.90%	13.46%		3.91% informal	

**FORREST
elected**

Division of RUMNEY

Election summary

Retiring member – The Honourable Sarah E Lovell
 Returning officer – Peter Moore
 Elected member to serve for a six year term until May 2029

Election held on 6 May 2023

Electors enrolled 27,606
 Electors who voted 22,744 (82.39%)
 Informal votes 726 (3.19%)

First preference votes and informal ballot papers by polling place

Polling place	Liberal Party	Australian Labor Party	Independent	Shooters, Fishers, Farmers TAS	Total formal votes	Informal	Total ballot papers counted
	BROWN Gregory	LOVELL Sarah	MULDER Tony	PICKIN Adrian			
Agfest	53	74	32	15	174	4	178
Cambridge	461	754	302	116	1,633	55	1,688
Clarendon Vale	372	532	151	52	1,107	41	1,148
Lauderdale	756	1,128	373	112	2,369	72	2,441
Midway Point	407	890	250	122	1,669	50	1,719
Old Beach	480	969	294	175	1,918	89	2,007
Richmond	217	414	164	78	873	36	909
Risdon Vale	327	1,047	288	156	1,818	108	1,926
Rokeby	482	915	306	110	1,813	60	1,873
Sandford	334	562	191	75	1,162	24	1,186
Seven Mile Beach	197	406	173	39	815	27	842
South Arm	179	360	85	28	652	14	666
Total ordinary	4,265	8,051	2,609	1,078	16,003	580	16,583
Mobile	0	10	4	1	15	0	15
Pre-poll	1,024	1,918	728	201	3,871	97	3,968
Pre-poll (out of division)	8	8	6	3	25	1	26
Postal	517	978	395	126	2,016	44	2,060
Provisional	14	27	14	3	58	1	59
Out of division	10	11	4	5	30	3	33
Totals	5,838	11,003	3,760	1,417	22,018	726	22,744
% Formal vote	26.51%	49.97%	17.08%	6.44%		3.19% informal	

Distribution of preferences

		Liberal Party	Australian Labor Party	Independent	Shooters, Fishers, Farmers TAS				
		BROWN Gregory	LOVELL Sarah	MULDER Tony	PICKIN Adrian	Exhausted votes	Formal votes	Absolute majority	Remarks
Count 1	Total votes	5,838	11,003	3,760	1,417		22,018	11,010	First preferences
Count 2	Votes transferred	383	450	584	-1,417				PICKIN excluded
	Total votes	6,221	11,453	4,344	0		22,018	11,010	LOVELL elected
		28.25%	52.02%	19.73%					

Division of ELWICK (by-election)

Election summary

Retiring member – The Honourable Joshua B (Josh) Willie
 Returning officer – John Parry
 Elected member to serve for a four year term until May 2028

Election held on 4 May 2024

Electors enrolled 23,669
 Electors who voted 19,134 (80.84%)
 Informal votes 816 (4.26%)

First preference votes and informal ballot papers by polling place

Polling place	Independent	Australian Labor Party	Tasmanian Greens	Independent	Total formal votes	Informal	Total ballot papers counted
	CANGELOSI Fabiano	McLAUGHLIN Tessa	SHELLEY Janet	THOMAS Bec			
Collinsvale	74	55	136	114	379	14	393
Glenorchy	530	787	383	828	2,528	160	2,688
Glenorchy Central	79	147	77	127	430	30	460
Goodwood	57	135	54	84	330	25	355
Lenah Valley	150	259	291	283	983	34	1,017
Merton	339	461	265	451	1,516	92	1,608
Moonah	178	230	249	293	950	41	991
Moonah East	197	346	309	393	1,245	42	1,287
Moonah North	216	319	254	325	1,114	59	1,173
Rosetta	111	159	97	207	574	31	605
Total ordinary	1,931	2,898	2,115	3,105	10,049	528	10,577
Mobile	36	67	13	57	173	4	177
Pre-poll	966	1,523	775	2,036	5,300	193	5,493
Pre-poll (out of division)	68	130	136	180	514	23	537
Postal	312	454	228	620	1,614	40	1,654
Provisional	14	6	17	16	53	1	54
Out of division	95	124	198	198	615	27	642
Totals	3,422	5,202	3,482	6,212	18,318	816	19,134
% Formal vote	18.68%	28.40%	19.01%	33.91%		4.26% informal	

Distribution of preferences

		Independent	Australian Labor Party	Tasmanian Greens	Independent				Remarks
		CANGELOSI Fabiano	McLAUGHLIN Tessa	SHELLEY Janet	THOMAS Bec	Exhausted votes	Formal votes	Absolute majority	
Count 1	Total votes	3,422	5,202	3,482	6,212		18,318	9,160	First preferences
Count 2	Votes transferred	-3,422	1,116	728	1,578				CANGELOSI excluded
	Total votes	0	6,318	4,210	7,790		18,318	9,160	
Count 3	Votes transferred		2,235	-4,210	1,975				SHELLEY excluded
	Total votes		8,553	0	9,765		18,318	9,160	THOMAS elected
			46.69%		53.31%				

Division of HOBART

Election summary

Retiring member – The Honourable Robert HF (Rob) Valentine

Returning officer – Peter Moore

Elected member to serve for a six year term until May 2030

Election held on 4 May 2024

Electors enrolled 24,538

Electors who voted 19,769 (80.56%)

Informal votes 497 (2.51%)

First preference votes and informal ballot papers by polling place

Polling place	Independent	Independent	Independent	Australian Labor Party	Independent	Tasmanian Greens	Independent	Total formal votes	Informal	Total ballot papers counted
	BURTON Charlie	CAMPBELL Sam	HAYNES Michael	KAMARA John	KELLY John	O'CONNOR Cassy	VOGEL Stefan			
Battery Point	88	15	10	87	194	187	18	599	17	616
Battery Point West	74	15	10	88	94	138	19	438	20	458
Cascades	184	31	31	203	134	613	50	1,246	25	1,271
Fern Tree	85	10	5	49	43	206	27	425	12	437
Hobart City	59	12	18	99	83	244	34	549	11	560
Mount Stuart	102	21	15	211	216	315	34	914	21	935
New Town	79	7	12	87	118	175	19	497	10	507
New Town West	252	54	60	437	469	591	70	1,933	56	1,989
North Hobart Central	154	38	28	263	272	510	55	1,320	38	1,358
South Hobart	171	35	31	210	245	547	40	1,279	39	1,318
West Hobart	52	15	4	67	56	131	20	345	8	353
West Hobart Central	245	41	29	295	319	526	59	1,514	33	1,547
West Hobart South	131	12	12	138	123	345	26	787	18	805
Total ordinary	1,676	306	265	2,234	2,366	4,528	471	11,846	308	12,154
Mobile	15	10	5	40	41	60	6	177	12	189
Pre-poll	445	85	61	523	899	1,185	104	3,302	59	3,361
Pre-poll (out of division)	105	25	26	194	320	279	27	976	33	1,009
Postal	243	55	47	276	422	568	72	1,683	23	1,706
Provisional	12	3	1	12	10	40	4	82	0	82
Out of division	119	38	36	299	229	444	41	1,206	62	1,268
Totals	2,615	522	441	3,578	4,287	7,104	725	19,272	497	19,769
% Formal vote	13.57%	2.71%	2.29%	18.57%	22.24%	36.86%	3.76%		2.51% informal	

Distribution of preferences

		Independent	Independent	Independent	Australian Labor Party	Independent	Tasmanian Greens	Independent				
		BURTON Charlie	CAMPBELL Sam	HAYNES Michael	KAMARA John	KELLY John	O'CONNOR Cassy	VOGEL Stefan	Exhausted votes	Formal votes	Absolute majority	Remarks
Count 1	Total votes	2,615	522	441	3,578	4,287	7,104	725		19,272	9,637	First preferences
Count 2	Votes transferred	74	56	-441	45	142	45	79				HAYNES excluded
	Total votes	2,689	578	0	3,623	4,429	7,149	804		19,272	9,637	
Count 3	Votes transferred	168	-578		61	147	92	110				CAMPBELL excluded
	Total votes	2,857	0		3,684	4,576	7,241	914		19,272	9,637	
Count 4	Votes transferred	282			135	297	161	-914	39			VOGEL excluded
	Total votes	3,139			3,819	4,873	7,402	0	39	19,272	9,617	
Count 5	Votes transferred	-3,139			656	1,005	1,352		126			BURTON excluded
	Total votes	0			4,475	5,878	8,754		165	19,272	9,554	
Count 6	Votes transferred				-4,475	1,708	2,482		285			KAMARA excluded
	Total votes				0	7,586	11,236		450	19,272	9,412	O'CONNOR elected
						40.30%	59.70%					

Division of PROSSER

Election summary	Election held on 4 May 2024	
Retiring member – The Honourable Jane Howlett	Electors enrolled	27,419
Returning officer – Graeme Ingram	Electors who voted	22,365 (81.57%)
Elected member to serve for a six year term until May 2030	Informal votes	856 (3.83%)

First preference votes and informal ballot papers by polling place

Polling place	Shooters, Fishers, Farmers TAS	Australian Labor Party	Independent	Independent	Liberal Party	Total formal votes	Informal	Total ballot papers counted
	BIGG Phillip	GREEN Bryan	SHARPE Pam	SPAULDING Kelly	VINCENT Kerry			
Agfest	77	68	9	26	126	306	8	314
Bagdad	165	192	47	48	197	649	29	678
Bicheno	67	130	96	32	153	478	23	501
Brighton	264	575	90	131	522	1,582	124	1,706
Broadmarsh	30	50	17	15	56	168	9	177
Campania	84	110	36	39	189	458	28	486
Campbell Town	99	200	57	39	162	557	33	590
Carlton	7	46	29	17	47	146	4	150
Colebrook	45	35	13	14	62	169	8	177
Coles Bay	14	22	23	13	56	128	3	131
Copping	24	40	31	26	83	204	8	212
Dodges Ferry	112	410	249	116	480	1,367	48	1,415
Dunalley	39	74	42	59	106	320	14	334
Kempton	60	97	18	19	120	314	7	321
Nubeena	50	104	95	204	122	575	13	588
Oatlands	90	189	65	43	220	607	31	638
Orford	33	122	58	23	174	410	4	414
Pontville	81	171	43	51	175	521	24	545
Primrose Sands	47	139	57	33	152	428	32	460
Ross	35	97	26	15	83	256	21	277
Sorell	170	460	167	141	745	1,683	84	1,767
Swansea	44	79	74	21	173	391	13	404
Taranna	23	51	58	61	90	283	16	299
Tea Tree	38	67	28	14	94	241	8	249
Triabunna	99	142	34	35	241	551	20	571
Tunnack	52	59	13	14	83	221	6	227
Total ordinary	1,849	3,729	1,475	1,249	4,711	13,013	618	13,631
Mobile	14	48	11	20	37	130	2	132
Pre-poll	543	1,678	572	465	2,569	5,827	171	5,998
Pre-poll (out of division)	42	130	62	50	152	436	20	456
Postal	182	488	211	182	690	1,753	32	1,785
Provisional	8	17	8	4	27	64	2	66
Out of division	28	92	45	28	93	286	11	297
Totals	2,666	6,182	2,384	1,998	8,279	21,509	856	22,365
% Formal vote	12.39%	28.74%	11.08%	9.29%	38.49%		3.83% informal	

Distribution of preferences

		Shooters, Fishers, Farmers TAS	Australian Labor Party	Independent	Independent	Liberal Party				
		BIGG Phillip	GREEN Bryan	SHARPE Pam	SPALDING Kelly	VINCENT Kerry	Exhausted votes	Formal votes	Absolute majority	Remarks
Count 1	Total votes	2,666	6,182	2,384	1,998	8,279		21,509	10,755	First preferences
Count 2	Votes transferred	263	321	1,011	-1,998	403				SPALDING excluded
	Total votes	2,929	6,503	3,395	0	8,682		21,509	10,755	
Count 3	Votes transferred	-2,929	774	1,224		931				BIGG excluded
	Total votes	0	7,277	4,619		9,613		21,509	10,755	
Count 4	Votes transferred		2,685	-4,619		1,589	345			SHARPE excluded
	Total votes		9,962	0		11,202	345	21,509	10,583	VINCENT elected
			47.07%			52.93%				





ing Place

am - 6 pm

**House of Assembly
elections**

House of Assembly 2024 general election

Election timetable

Issue of writs and close of electoral rolls	6pm Wednesday 21 February 2024
Close of nominations	12 noon Thursday 29 February 2024
Announcement of nominations	12 noon Friday 1 March 2024
Pre-poll voting commenced	8:30am Monday 4 March 2024
Postal vote applications closed	4pm Friday 15 March 2024
Polling day	8am – 6pm Saturday 23 March 2024
Return of the writs	Tuesday 9 April 2024

Returning officers

Division of Bass	Jenny Hart
Division of Braddon	Amanda Robins
Division of Clark	Peter Watson Note: Peter Moore appointed for the period 5pm Saturday 23 March until close of business Tuesday 26 March to cover a period of illness.
Division of Franklin	Chris Atkins
Division of Lyons	Graeme Ingram

Members of the fifty-first Parliament (2024)

Division of Bass

Liberal Party	Rob Fairs Hon. Michael Ferguson Simon Wood
Australian Labor Party	Janie Finlay Michelle Anne O'Byrne
Tasmanian Greens Jacqui Lambie Network	Cecily Rosol Rebekah Pentland

Division of Braddon

Liberal Party	Hon. Felix Ashton Ellis Hon. Roger Jaensch Hon. Jeremy Rockliff
Australian Labor Party	Shane Broad Anita Dow
Jacqui Lambie Network Independent	Miriam Beswick Craig Garland

Division of Clark

Liberal Party	Simon Behrakis Hon. Madeleine Ogilvie
Australian Labor Party	Ella Haddad Josh Willie
Tasmanian Greens	Vica Bayley Helen Burnet
Independent	Kristie Joy Johnston

Division of Franklin

Liberal Party	Hon. Eric Abetz Hon. Jacquie Petrusma Hon. Nic Street
Australian Labor Party	Meg Brown Hon. Dean Winter
Tasmanian Greens Independent	Rosalie Woodruff David O'Byrne

Division of Lyons

Liberal Party	Hon. Guy Barnett Jane Howlett Hon. Mark Shelton
Australian Labor Party	Jen Butler Rebecca White
Tasmanian Greens Jacqui Lambie Network	Tabatha Badger Andrew Jenner

Tasmania's Hare-Clark system

The Hare-Clark counting system is used in Tasmania to elect seven Members to each division of the Tasmanian House of Assembly.

Hare-Clark is a Single Transferable Vote (STV) method of proportional representation. STV means that a ballot paper moves between candidates as determined by the elector's marked preferences. The Australian Senate also uses a proportional representation counting system, although their counting system has some significant differences to Hare-Clark.

Hare-Clark enables parties, groups and independents to be elected to the House of Assembly in proportion to their support in the division. In other words, compared to other counting systems, the composition of the House more closely reflects the proportion of primary votes for each party on a state-wide basis.

While the term Hare-Clark was originally given to just the process of counting votes, more recently it has taken on a broader meaning to also include a specific ballot paper configuration and rotation of candidate names (Robson Rotation).

Background and features

Where does the name Hare-Clark come from?

Thomas Hare was an Englishman who, in 1856, proposed the idea of a proportional representation election system which was further developed and became known as the Hare system. Andrew Inglis Clark, Tasmania's Attorney-General from 1887-92 and 1894-97, proposed a modified version of the Hare system which became Tasmanian law in 1896. This is now known as the Hare-Clark electoral system and it has been used statewide since 1907.

The ballot paper configuration for House of Assembly elections

The ballot paper displays multiple columns of candidate names. Each registered political party can nominate candidates to appear in a single column under the party name. A group of other candidates can nominate to run together in a column however without a column title.

The order of these columns across the ballot paper is determined by a draw. All ungrouped candidates are listed in the final column.

Under Hare-Clark, electors must mark preferences for individual candidates unlike the Australian Senate ballot papers which include above-the-line voting where electors can choose a specific party or other column of candidates.

Robson Rotation

Robson rotation is a process of rotating candidate names within each column so that the advantage of appearing at the top of the column or directly below another popular candidate are shared equally between candidates. Neil Robson, a former member of the House of Assembly, introduced the process to the Tasmanian Parliament in 1979.

The counting process

How do you cast a formal vote?

To be counted as a vote a ballot paper must have at least the numbers 1, 2, 3, 4, 5, 6 and 7 with no repetitions or omissions. Ballot papers with ticks or crosses, instead of numbers, cannot be counted.

How is a candidate elected?

A candidate is elected when their total number of votes equals or exceeds the quota. The quota is the lowest number of votes a candidate needs to be certain of being elected. For House of Assembly elections, which elect seven members to each division, the quota is calculated as one vote more than an eighth of the total formal votes. For example, if total formal votes were 800, the quota would be 101 ($\frac{1}{8}$ of total + 1 vote). When the seven elected candidates each reach the quota (707 votes in total) only 93 votes remain for the next highest candidate. If the quota had been 100 (only $\frac{1}{8}$ of total) then the top eight candidates could all reach this quota.

What is the counting process

The first step is to count the number of first preference "1" votes for each candidate. All candidates that have reached the quota with first preferences are declared elected after "count 1" and withdrawn from the counting process before "count 2" commences. All votes received by an elected candidate in excess of the quota (the surplus) will be distributed to the continuing candidates (at a later count) according to the preferences indicated on each ballot paper.

Surplus = elected candidate's total votes – the quota

Tasmania's Hare-Clark system (cont'd)

How do we transfer a surplus?

It is important to understand that ballot papers and votes are different. Ballot papers are the medium from which candidates receive votes. The original value of a ballot paper is 1 vote; however, this can change during counting. To distribute surplus votes the parcel of ballot papers used are given a new (reduced) value. The new ballot paper value for transferring the surplus (transfer value) is calculated as follows:

$$\text{Transfer value} = \frac{\text{Surplus votes}}{\text{Number of ballot papers in the last parcel}} \quad (\text{truncate to six decimal places})$$

A simple example:

If at the beginning of counting, a candidate (Jenny) receives 250 first preference votes and the quota is only 200 then:

- Jenny is declared elected and withdrawn from the counting process
- Jenny's surplus is calculated as 50 votes (250 – quota = 50)
- The 250 ballot papers that elected Jenny are used to distribute the surplus
- Each of these ballot papers will now be transferred at a value of 0.2 votes (50/250=0.2)

If Justin then receives 100 of Jenny's 250 ballot papers he gains a further 20 votes (100 * 0.2 = 20 votes)

What happens at Count 2?

If a candidate is elected on first preferences, the next thing to do is to use all of his/her ballot papers to distribute the surplus votes as discussed above.

Further counts

When more than one candidate is elected with a surplus, each surplus is distributed as separate counts in order of election.

Only the last parcel of ballot papers received by the elected candidate are used to distribute a surplus.

When elected at count 1, all first preference ballot papers are used (as seen in the simple example above). If elected at count 9, only the ballot papers received at count 9 are used.

Once all surpluses have been distributed, the candidate with the fewest total votes is declared excluded, withdrawn from the counting process and all of his/her ballot papers are redistributed to continuing candidates.

Excluded candidates

The exclusion of a candidate can take several counts to complete. When a candidate is excluded, ballot papers are passed on to continuing candidates at the same transfer value they were received by the excluded candidate. All ballot papers with the same transfer values are distributed as a new count.

After each count, each continuing candidate's total number of votes is recalculated. Where a continuing candidate reaches the quota, he/she is declared elected and withdrawn from the counting process before the next count commences.

When does the counting stop?

Once an exclusion is completed, the surplus of any candidate elected during that exclusion is distributed. Otherwise, again the continuing candidate with the fewest total number of votes is excluded.

The two processes of distributing surpluses and excluding candidates continues until all vacancies are filled. For House of Assembly elections, the scrutiny stops as soon as seven candidates are declared elected.

Do you always need a quota to get elected?

It is common that the last member is elected without reaching the quota. In some cases, the last two members have been declared elected without reaching the quota.

Why does this happen?

If some ballot papers do not include a preference for every candidate, it is possible to be elected without reaching the quota. If a distributed ballot paper does not have a preference for any of the continuing candidates, it will drop out of the count and the vote it carries is declared "exhausted".

The number of exhausted votes usually increases quickly towards the end of the counting process as fewer candidates remain. The greater the number of votes exhausted, the more likely the last elected candidate will not reach the quota.

The ballot papers instruct the voter to mark a preference for all candidates to reduce the number and impact of exhausted votes.



2024 General election statistics

Voting summary

	Bass	Braddon	Clark	Franklin	Lyons	Tasmania
Close of roll enrolment	80,126	83,875	74,236	82,238	87,722	408,197
Ballot papers cast	72,630	76,213	67,258	76,156	79,820	372,077
% of electors on the roll	90.64%	90.86%	90.60%	92.60%	90.99%	91.15%
Informal ballot papers	4,706	5,220	3,655	4,115	5,769	23,465
Informality rate	6.48%	6.85%	5.43%	5.40%	7.23%	6.31%
Formal ballot papers	67,924	70,993	63,603	72,041	74,051	348,612

Special voting summary

		Bass	Braddon	Clark	Franklin	Lyons	Total
Mobile - IN division	Ballot papers admitted	1,119	987	849	492	495	3,942
Mobile - OUT of division	Ballot papers admitted	39	53	66	278	409	845
Pre-poll - IN division	Ballot papers admitted	15,641	19,603	12,940	13,444	7,786	69,414
Pre-poll - OUT of division	Ballot papers admitted	348	329	2,109	3,738	6,781	13,305
Polling day - OUT of division	Ballot papers admitted	2,071	1,529	4,123	3,008	5,533	16,264
Total OUT of division	Ballot papers admitted	2,458	1,911	6,298	7,024	12,723	30,414
Postal (inc interstate pre-poll, telephone and Antarctic)	Issued	7,609	5,065	6,463	7,330	8,376	34,843
	Ballot papers admitted	6,944	4,513	5,660	6,651	7,064	30,832
Provisional	Issued	1,694	1,781	2,641	3,238	9,740	19,094
	Ballot papers admitted	221	182	296	234	248	1,181
Total special votes	Issued	28,521	29,347	29,191	31,528	39,120	157,707
	Ballot papers admitted	26,383	27,196	26,043	27,845	28,316	135,783

Out of division (absent) vote analysis

Issued for		Bass	Braddon	Clark	Franklin	Lyons
Issued by	Bass	-	589	246	207	2,252
	Braddon	483	-	235	216	1,835
	Clark	426	354	-	2,225	3,551
	Franklin	189	220	1,408	-	1,340
	Lyons	1,359	728	1,641	1,815	-
Total		2,457	1,891	3,530	4,463	8,978

Postal vote analysis

	Bass	Braddon	Clark	Franklin	Lyons
Issued	7,609	5,065	6,463	7,330	8,376
Received	7,082	4,624	5,855	6,732	7,473
Rejected	97	94	172	66	375
Admitted	6,944	4,513	5,660	6,651	7,064
Missing ballot papers	41	17	23	15	34

Note: 'Postal votes received' includes

457 votes issued at interstate pre-poll centres
33 votes received via Antarctic Express Vote Service
3,901 votes received via Telephone Assisted Voting

Special votes as a percentage of ballot papers cast

	Bass	Braddon	Clark	Franklin	Lyons
Polling Day - OUT of Division	2.85	2.01	6.13	3.95	6.93
Provisional	0.30	0.24	0.44	0.31	0.31
Pre-poll	22.01	26.15	22.38	22.56	18.25
Postal	9.56	5.92	8.42	8.73	8.85
Mobile	1.59	1.36	1.36	1.01	1.13
Total	36.33	35.68	38.72	36.56	35.47

Early votes (pre-poll, postal, mobile special votes) admitted as a percentage of total ballot papers cast

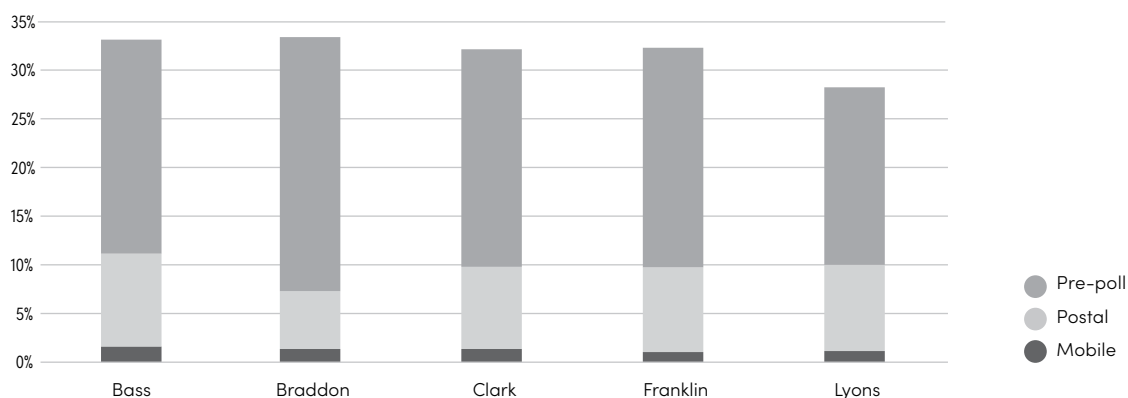


Table data

	Bass	Braddon	Clark	Franklin	Lyons
Pre-poll (inc. IN and OUT of division)	22.01%	26.15%	22.38%	22.56%	18.25%
Postal	9.56%	5.92%	8.42%	8.73%	8.85%
Mobile (inc. IN and OUT of division)	1.59%	1.36%	1.36%	1.01%	1.13%

Party strengths in divisions as indicated by first preferences

		Bass	Braddon	Clark	Franklin	Lyons	Statewide
Liberal Party	First preferences	25,815	32,403	17,244	24,527	27,847	127,836
	Percentage	38.01%	45.64%	27.11%	34.05%	37.61%	36.67%
	Quotas	3.04	3.65	2.16	2.72	3.00	14.57
	Seats won	3	3	2	3	3	14
Australian Labor Party	First preferences	20,250	17,533	19,375	19,679	24,276	101,113
	Percentage	29.81%	24.70%	30.46%	27.32%	32.78%	29.00%
	Quotas	2.38	1.97	2.43	2.18	2.62	11.58
	Seats won	2	2	2	2	2	10
Tasmanian Greens	First preferences	8,156	4,701	13,265	14,262	8,047	48,431
	Percentage	12.01%	6.62%	20.86%	19.80%	10.87%	13.89%
	Quotas	0.96	0.52	1.66	1.58	0.86	5.58
	Seats won	1	0	2	1	1	5
Jacqui Lambie Network	First preferences	5,530	8,079	-	3,506	6,145	23,260
	Percentage	8.14%	11.38%	-	4.87%	8.30%	6.67%
	Quotas	0.65	0.91	-	0.38	0.66	2.60
	Seats won	1	1	-	0	1	3
Shooters, Fishers, Farmers TAS	First preferences	1,616	2,048	929	-	3,533	8,126
	Percentage	2.38%	2.88%	1.46%	-	4.77%	2.33%
	Quotas	0.19	0.23	0.11	-	0.38	0.91
	Seats won	0	0	0	-	0	0
Animal Justice Party	First preferences	994	866	1,088	1,122	1,213	5,283
	Percentage	1.46%	1.22%	1.71%	1.56%	1.64%	1.52%
	Quotas	0.11	0.09	0.13	0.12	0.13	0.58
	Seats won	0	0	0	0	0	0
Local Network (LN)	First preferences	-	-	476	552	-	1,028
	Percentage	-	-	0.75%	0.77%	-	0.29%
	Quotas	-	-	0.05	0.06	-	0.11
	Seats won	-	-	0	0	-	0
Groups and Independents	First preferences	5,563	5,363	11,226	8,393	2,990	33,535
	Percentage	8.19%	7.55%	17.65%	2.93%	4.04%	9.62%
	Quotas	0.65	0.60	1.41	0.93	0.32	3.91
	Seats won	0	1	1	1	0	3
Total	First preferences	67,924	70,993	63,603	72,041	74,051	348,612
	Quotas	7.98	7.97	7.95	7.97	7.97	39.84
	Seats won	7	7	7	7	7	35
	Informal	4,706	5,220	3,655	4,115	5,769	23,465
		6.48%	6.85%	5.43%	5.40%	7.23%	6.31%
	Quota	8,491	8,875	7,951	9,006	9,257	

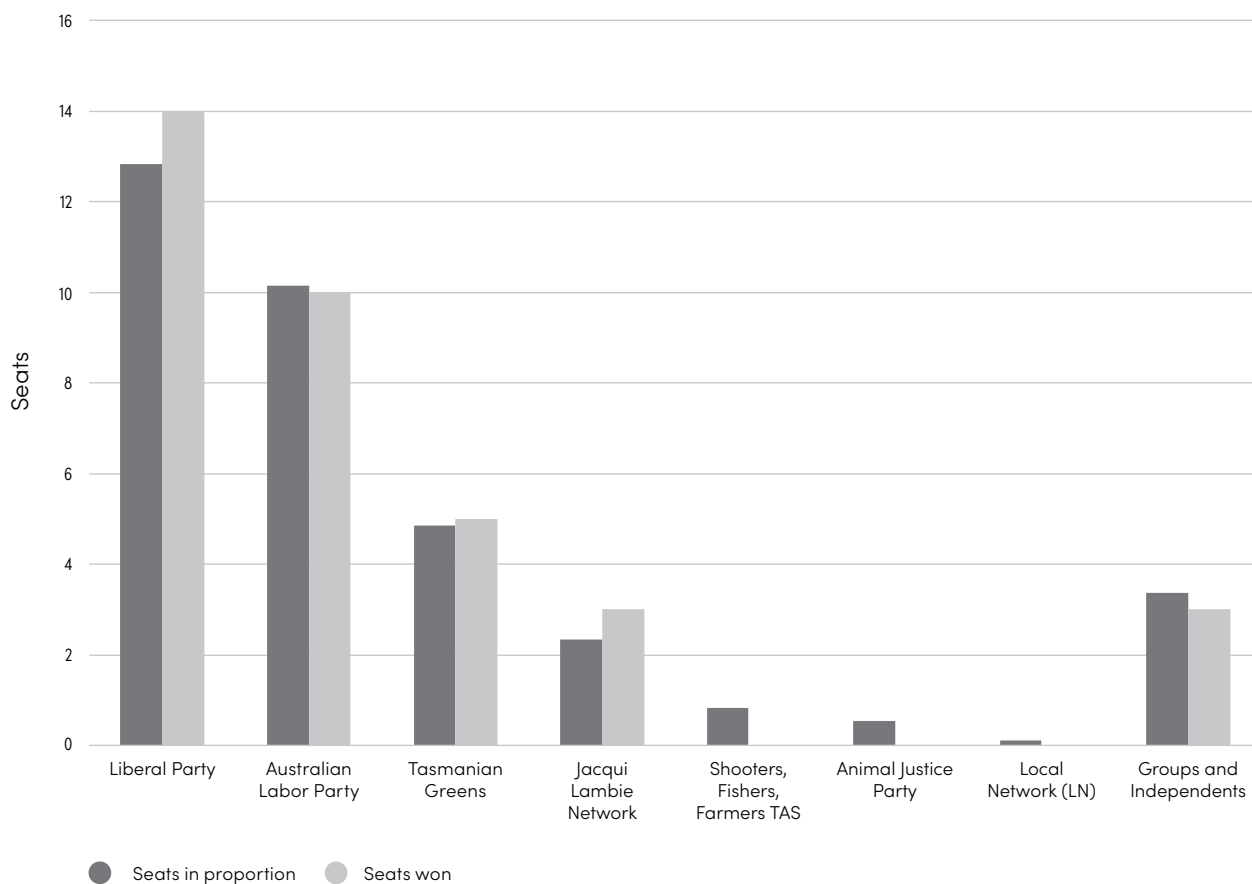
Strength of parties

The State as a single electorate

	First preferences	Seats in proportion*	Seats won
Liberal Party	127,836	12.83	14
Australian Labor Party	101,113	10.15	10
Tasmanian Greens	48,431	4.86	5
Jacqui Lambie Network	23,260	2.34	3
Shooters, Fishers, Farmers TAS	8,126	0.82	0
Animal Justice Party	5,283	0.53	0
Local Network (LN)	1,028	0.10	0
Groups and Independents	33,535	3.37	3
Total	348,612	35.00	35

*the party's proportion of seats in the House of Assembly calculated from the party's proportion of the State vote.

Seats in proportion compared with seats won (statewide)



Informal ballot paper survey

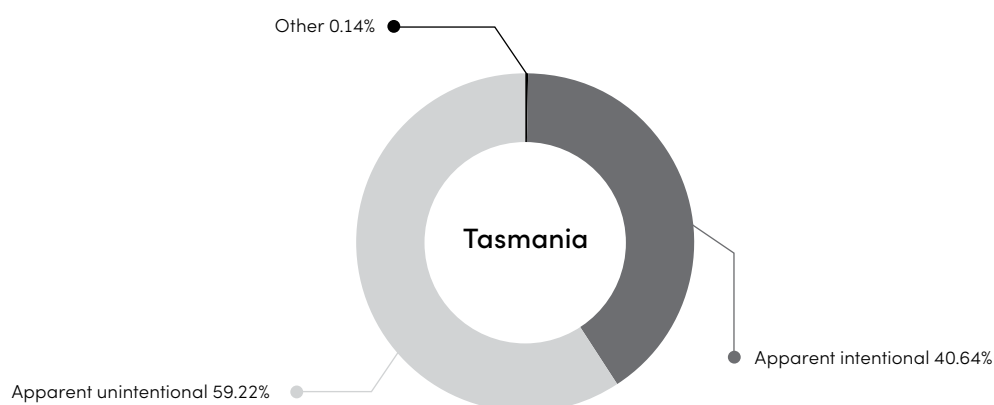
Tasmania

Apparent intentional informal voting

Blank	4,873
Deliberate informal or scribble/messages only	4,663
Total	9,536

Apparent unintentional informality

Contains writing identifying the elector	20
Contains only ticks or crosses	4,527
Some numbers but no first preference	446
One first preference, but includes repetitions or omissions between 2 and 7	6,111
Two or more first preferences*	
• 2 first preferences	1,345
• 3 or more first preferences, but less than the number of columns	1,045
• Number of first preferences equals the number of columns-	
Consecutive numbers from 1 within each column	285
Other	16
• Number of first preferences greater than the number of columns	100
Total	13,895
Otherwise determined as informal by the Returning Officer	34
Total	23,465



*Further details of this category relating to total number of columns on a ballot paper is available in the surveys for each division. See appendix A.



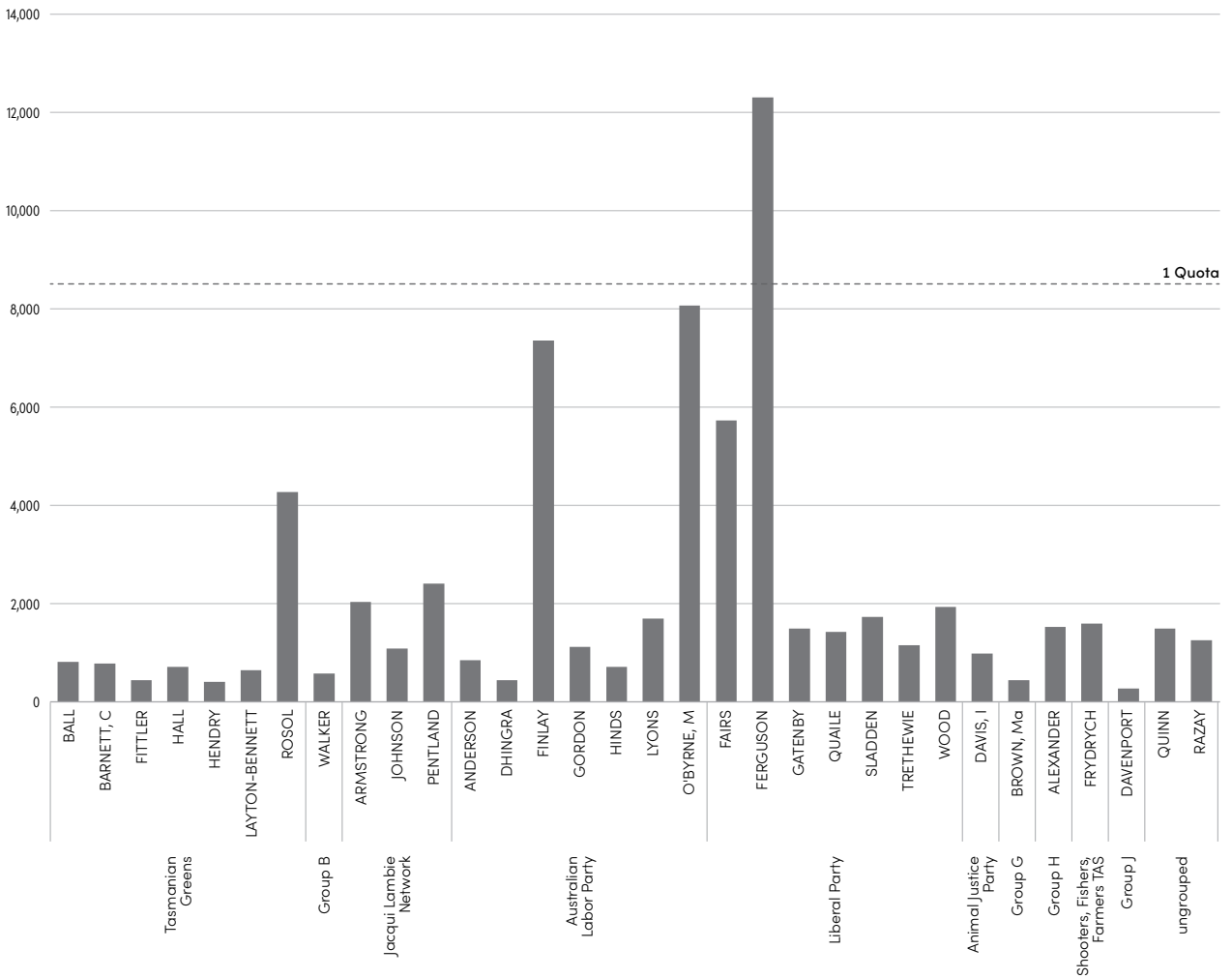


First preference figures

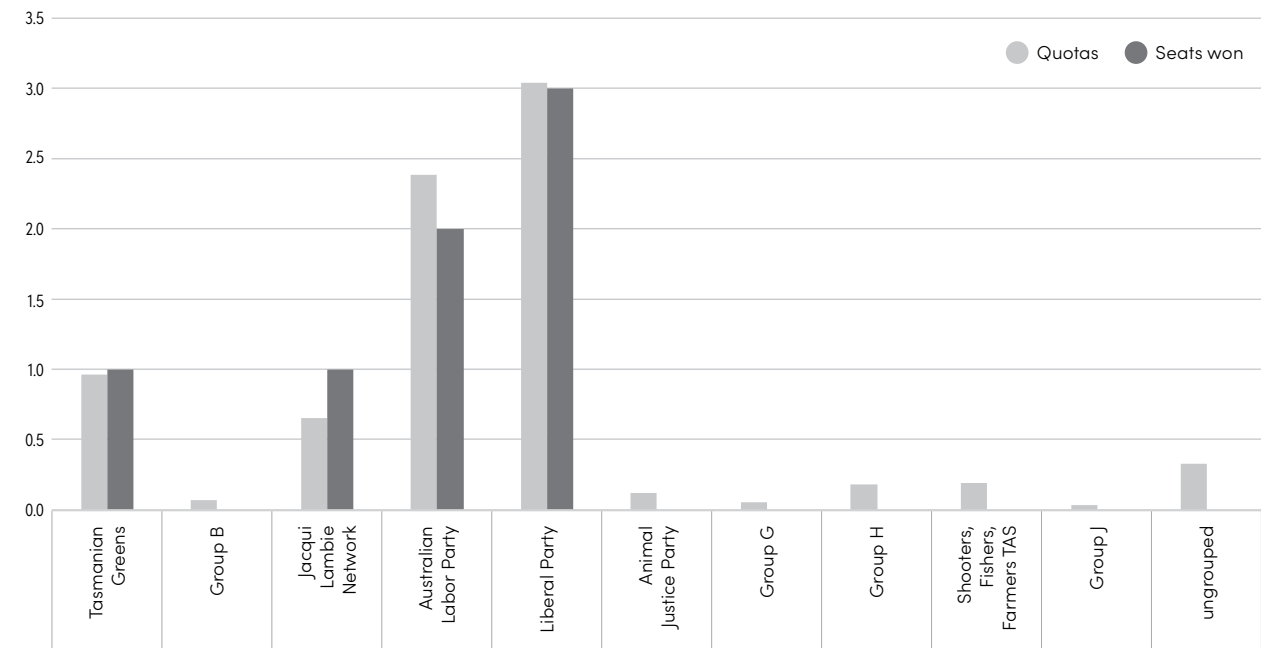
2024 House of Assembly elections

Division of BASS

Candidate first preference totals



Number of quotas attained compared with seats won



BASS first preference votes

Page 1 of 4

Candidates	Beaconsfield	Beauty Point	Branxholm	Bridport	Dilston	East Launceston	Exeter	Five Ways	George Town	George Town South	Gladstone	Glengarry	Gravelly Beach	Hillwood	Inveresk
BALL, Lauren	11	5	7	3	6	13	15	12	10	9	1	1	9	6	17
BARNETT, Carol	10	9	5	5	8	16	20	11	14	4	1	2	7	3	14
FITTLER, Jack	5	5	3	2	4	9	8	7	5	7	0	1	3	4	6
HALL, Tom	11	6	2	9	9	14	10	10	9	2	4	2	8	4	12
HENDRY, Calum	4	3	3	4	2	6	8	6	10	1	0	3	3	1	14
LAYTON-BENNETT, Anne	14	5	3	6	10	15	11	13	6	6	1	2	7	2	23
ROSOL, Cecily	35	9	8	22	50	180	77	89	30	14	5	13	56	28	91
Tasmanian Greens	90	42	31	51	89	253	149	148	84	43	12	24	93	48	177
WALKER, Tim	3	2	2	11	12	14	7	8	4	0	2	3	3	3	17
Group B	3	2	2	11	12	14	7	8	4	0	2	3	3	3	17
ARMSTRONG, Angela	40	24	9	28	17	20	34	25	44	31	8	4	22	18	46
JOHNSON, Ludwig	23	18	4	16	13	9	27	11	29	17	5	8	12	8	21
PENTLAND, Rebekah	38	24	6	22	20	33	47	45	34	29	10	12	22	16	58
Jacqui Lambie Network	101	66	19	66	50	62	108	81	107	77	23	24	56	42	125
ANDERSON, Melissa	12	11	2	6	5	12	12	14	27	9	1	1	7	5	17
DHINGRA, Roshan	13	5	2	4	3	4	9	8	13	8	1	0	1	1	15
FINLAY, Janie	176	162	18	69	50	103	139	111	75	60	12	38	94	29	149
GORDON, William	15	6	0	4	12	38	13	19	13	13	1	1	18	1	28
HINDS, Adrian	24	10	1	6	5	9	8	4	17	14	0	4	6	3	21
LYONS, Geoff	25	12	3	13	15	27	33	37	28	17	1	6	11	13	36
O'BYRNE, Michelle	73	33	22	77	61	169	95	143	171	111	18	16	51	50	179
Australian Labor Party	338	239	48	179	151	362	309	336	344	232	34	66	188	102	445
FAIRS, Rob	72	42	17	111	78	81	108	99	52	32	20	30	49	33	109
FERGUSON, Michael	151	92	37	214	128	247	204	162	155	98	22	72	74	70	149
GATENBY, Chris	17	8	3	43	30	50	23	8	16	12	5	5	14	4	20
QUAILE, Sarah	19	12	3	19	14	45	38	18	13	17	0	8	13	7	14
SLADDEN, Julie	28	17	6	21	18	25	45	12	13	14	2	10	22	15	19
TRETHEWIE, Richard	13	6	4	20	15	49	25	24	15	5	3	5	7	9	13
WOOD, Simon	19	10	3	41	20	69	32	23	28	19	10	6	11	16	28
Liberal Party	319	187	73	469	303	566	475	346	292	197	62	136	190	154	352
DAVIS, Ivan	23	9	7	2	11	12	25	13	24	8	3	2	11	9	28
Animal Justice Party	23	9	7	2	11	12	25	13	24	8	3	2	11	9	28
BROWN, Mark	3	2	2	1	4	5	7	11	6	1	2	2	4	0	13
Group G	3	2	2	1	4	5	7	11	6	1	2	2	4	0	13
ALEXANDER, Lara	13	8	2	17	15	43	34	23	9	4	0	7	21	8	28
Group H	13	8	2	17	15	43	34	23	9	4	0	7	21	8	28
FRYDRYCH, Michal	44	13	7	20	16	12	40	20	52	35	5	15	14	18	31
Shooters, Fishers, Farmers TAS	44	13	7	20	16	12	40	20	52	35	5	15	14	18	31
DAVENPORT, Jack	1	0	1	3	3	6	9	5	1	6	1	1	8	1	10
Group J	1	0	1	3	3	6	9	5	1	6	1	1	8	1	10
QUINN, Greg (Tubby)	41	15	6	29	12	6	19	15	35	30	8	14	19	4	48
RAZAY, George	14	9	2	15	9	31	19	25	4	8	1	3	6	6	23
ungrouped	55	24	8	44	21	37	38	40	39	38	9	17	25	10	71
Total formal votes	990	592	200	863	675	1,372	1,201	1,031	962	641	153	297	613	395	1,297
Informal ballot papers	97	43	20	65	34	65	75	67	118	61	17	20	52	26	144
Total ballot papers	1,087	635	220	928	709	1,437	1,276	1,098	1,080	702	170	317	665	421	1,441

BASS first preference votes, cont'd

Page 2 of 4

Candidates	Invermay	Karoola	Kelso	Kings Meadows	Lady Barron	Launceston	Launceston Central	Lebrina	Legana	Lilydale	Mowbray	Newnham	Newstead	Norwood	Nunamara
BALL, Lauren	9	3	4	6	0	22	13	4	26	14	13	30	25	21	8
BARNETT, Carol	12	4	5	5	1	17	16	2	23	16	19	47	18	21	4
FITTLER, Jack	8	3	2	6	1	10	13	1	12	6	11	20	8	10	1
HALL, Tom	7	7	4	6	2	14	15	2	12	8	19	34	13	21	4
HENDRY, Calum	9	0	1	1	1	8	8	1	7	5	9	20	7	14	1
LAYTON-BENNETT, Anne	8	1	3	6	1	15	24	1	22	6	15	23	10	18	5
ROSOL, Cecily	62	18	26	49	2	114	141	7	138	67	47	80	112	110	21
Tasmanian Greens	115	36	45	79	8	200	230	18	240	122	133	254	193	215	44
WALKER, Tim	6	3	2	8	0	13	16	9	13	10	12	19	21	14	2
Group B	6	3	2	8	0	13	16	9	13	10	12	19	21	14	2
ARMSTRONG, Angela	8	9	18	9	9	10	13	5	63	16	29	64	37	50	12
JOHNSON, Ludwig	7	7	9	6	3	8	4	3	51	14	14	37	11	25	4
PENTLAND, Rebekah	19	14	15	18	5	23	23	8	90	23	30	74	47	109	7
Jacqui Lambie Network	34	30	42	33	17	41	40	16	204	53	73	175	95	184	23
ANDERSON, Melissa	8	3	3	8	1	17	13	4	24	11	14	61	21	19	5
DHINGRA, Roshan	4	5	1	5	3	6	8	5	9	7	9	23	8	18	2
FINLAY, Janie	44	31	69	60	16	93	85	12	331	69	78	258	140	229	30
GORDON, William	6	3	3	13	0	13	21	2	35	8	24	57	46	45	1
HINDS, Adrian	6	0	1	7	3	9	8	2	31	10	15	41	12	31	4
LYONS, Geoff	7	15	8	10	1	12	22	2	63	14	23	84	33	55	5
O'BYRNE, Michelle	60	44	16	75	8	82	96	21	198	83	135	397	201	273	27
Australian Labor Party	135	101	101	178	32	232	253	48	691	202	298	921	461	670	74
FAIRS, Rob	31	35	23	47	6	55	40	18	219	51	61	225	136	223	16
FERGUSON, Michael	68	55	53	62	28	103	144	45	615	82	106	327	276	473	44
GATENBY, Chris	17	7	8	11	9	17	32	2	51	8	15	38	34	81	3
QUAILE, Sarah	13	10	6	33	1	16	17	5	60	15	10	33	33	40	0
SLADDEN, Julie	6	7	10	12	1	24	14	3	148	14	18	43	36	52	5
TRETHEWIE, Richard	11	6	8	6	8	14	21	3	26	5	10	28	36	44	5
WOOD, Simon	9	7	24	19	8	22	28	3	70	12	33	32	61	88	11
Liberal Party	155	127	132	190	61	251	296	79	1,189	187	253	726	612	1,001	84
DAVIS, Ivan	12	2	7	11	2	19	13	2	24	10	16	36	25	29	1
Animal Justice Party	12	2	7	11	2	19	13	2	24	10	16	36	25	29	1
BROWN, Mark	4	1	2	7	3	7	6	4	20	4	6	15	11	19	1
Group G	4	1	2	7	3	7	6	4	20	4	6	15	11	19	1
ALEXANDER, Lara	13	9	7	11	2	15	16	6	83	9	14	41	32	58	11
Group H	13	9	7	11	2	15	16	6	83	9	14	41	32	58	11
FRYDRYCH, Michal	9	16	5	9	3	18	8	15	42	30	16	66	23	37	14
Shooters, Fishers, Farmers TAS	9	16	5	9	3	18	8	15	42	30	16	66	23	37	14
DAVENPORT, Jack	8	1	0	6	0	6	5	0	8	1	3	4	5	3	2
Group J	8	1	0	6	0	6	5	0	8	1	3	4	5	3	2
QUINN, Greg (Tubby)	8	12	3	15	0	12	7	10	32	25	31	101	15	29	17
RAZAY, George	9	2	8	12	0	24	30	0	38	7	17	42	36	62	8
ungrouped	17	14	11	27	0	36	37	10	70	32	48	143	51	91	25
Total formal votes	508	340	354	559	128	838	920	207	2,584	660	872	2,400	1,529	2,321	281
Informal ballot papers	31	20	28	37	16	54	31	15	146	47	90	328	72	147	23
Total ballot papers	539	360	382	596	144	892	951	222	2,730	707	962	2,728	1,601	2,468	304

BASS first preference votes, cont'd

Page 3 of 4

Candidates	Pipers River	Prospect	Ravenswood	Ringarooma	Riverside	Riverside West	Rocherlea	Scottsdale	Sidmouth	South Launceston	St Leonards	Summerhill	Trevallyn	Waverley	West Launceston
BALL, Lauren	2	2	22	2	18	9	2	10	8	18	7	27	18	7	24
BARNETT, Carol	3	2	11	2	16	12	3	15	7	11	12	19	22	8	21
FITTLER, Jack	2	2	11	2	10	9	0	4	4	5	4	7	11	5	13
HALL, Tom	5	7	12	2	15	9	1	7	4	13	13	11	14	7	13
HENDRY, Calum	3	2	8	1	10	6	1	7	4	3	5	13	6	3	11
LAYTON-BENNETT, Anne	1	2	10	2	16	20	2	7	3	11	4	10	10	5	19
ROSOL, Cecily	9	21	40	7	91	92	8	22	29	84	29	129	239	30	251
Tasmanian Greens	25	38	114	18	176	157	17	72	59	145	74	216	320	65	352
WALKER, Tim	1	0	11	0	4	10	2	3	4	10	5	11	27	4	17
Group B	1	0	11	0	4	10	2	3	4	10	5	11	27	4	17
ARMSTRONG, Angela	10	7	48	20	30	30	12	33	15	28	22	67	25	30	22
JOHNSON, Ludwig	7	2	20	7	23	16	4	19	15	7	12	36	11	14	9
PENTLAND, Rebekah	11	11	48	14	45	30	9	14	16	29	65	82	25	49	37
Jacqui Lambie Network	28	20	116	41	98	76	25	66	46	64	99	185	61	93	68
ANDERSON, Melissa	1	8	31	5	18	17	5	8	2	8	9	26	11	12	14
DHINGRA, Roshan	1	2	10	2	10	9	1	3	3	6	6	5	6	4	7
FINLAY, Janie	11	37	159	17	208	141	18	59	47	112	145	280	133	105	140
GORDON, William	1	4	26	1	50	27	2	10	5	25	26	50	25	15	25
HINDS, Adrian	0	5	24	1	20	14	4	9	1	10	13	33	11	8	10
LYONS, Geoff	3	10	50	1	49	33	5	8	6	21	21	46	36	25	32
O'BYRNE, Michelle	18	27	278	14	166	119	42	84	31	94	109	281	115	130	148
Australian Labor Party	35	93	578	41	521	360	77	181	95	276	329	721	337	299	376
FAIRS, Rob	7	27	100	21	161	129	19	74	35	44	95	219	78	61	100
FERGUSON, Michael	37	58	154	67	415	324	34	198	89	136	167	428	159	92	179
GATENBY, Chris	16	1	11	5	24	33	6	37	11	13	29	31	29	7	22
QUAILE, Sarah	4	4	15	6	60	53	0	15	11	14	28	91	27	16	38
SLADDEN, Julie	5	9	19	5	87	52	1	31	14	20	22	38	45	11	49
TRETHEWIE, Richard	3	8	16	7	31	15	1	10	7	7	18	39	30	6	21
WOOD, Simon	5	9	17	4	70	33	3	25	13	20	35	42	30	14	32
Liberal Party	77	116	332	115	848	639	64	390	180	254	394	888	398	207	441
DAVIS, Ivan	3	4	40	5	23	18	3	8	5	18	16	24	14	15	19
Animal Justice Party	3	4	40	5	23	18	3	8	5	18	16	24	14	15	19
BROWN, Mark	5	0	5	0	17	27	1	8	1	4	5	14	10	2	7
Group G	5	0	5	0	17	27	1	8	1	4	5	14	10	2	7
ALEXANDER, Lara	8	4	20	5	43	42	5	16	10	12	26	27	31	15	33
Group H	8	4	20	5	43	42	5	16	10	12	26	27	31	15	33
FRYDRYCH, Michal	11	4	56	9	24	30	10	46	17	13	32	41	16	26	15
Shooters, Fishers, Farmers TAS	11	4	56	9	24	30	10	46	17	13	32	41	16	26	15
DAVENPORT, Jack	0	2	4	0	13	4	1	6	2	4	3	6	12	1	6
Group J	0	2	4	0	13	4	1	6	2	4	3	6	12	1	6
QUINN, Greg (Tubby)	9	8	101	9	22	16	20	45	10	11	46	51	1	73	11
RAZAY, George	2	5	23	3	39	20	4	3	5	18	19	29	33	15	35
ungrouped	11	13	124	12	61	36	24	48	15	29	65	80	34	88	46
Total formal votes	204	294	1,400	246	1,828	1,399	229	844	434	829	1,048	2,213	1,260	815	1,380
Informal ballot papers	17	17	246	25	106	76	30	61	21	41	110	204	44	111	66
Total ballot papers	221	311	1,646	271	1,934	1,475	259	905	455	870	1,158	2,417	1,304	926	1,446

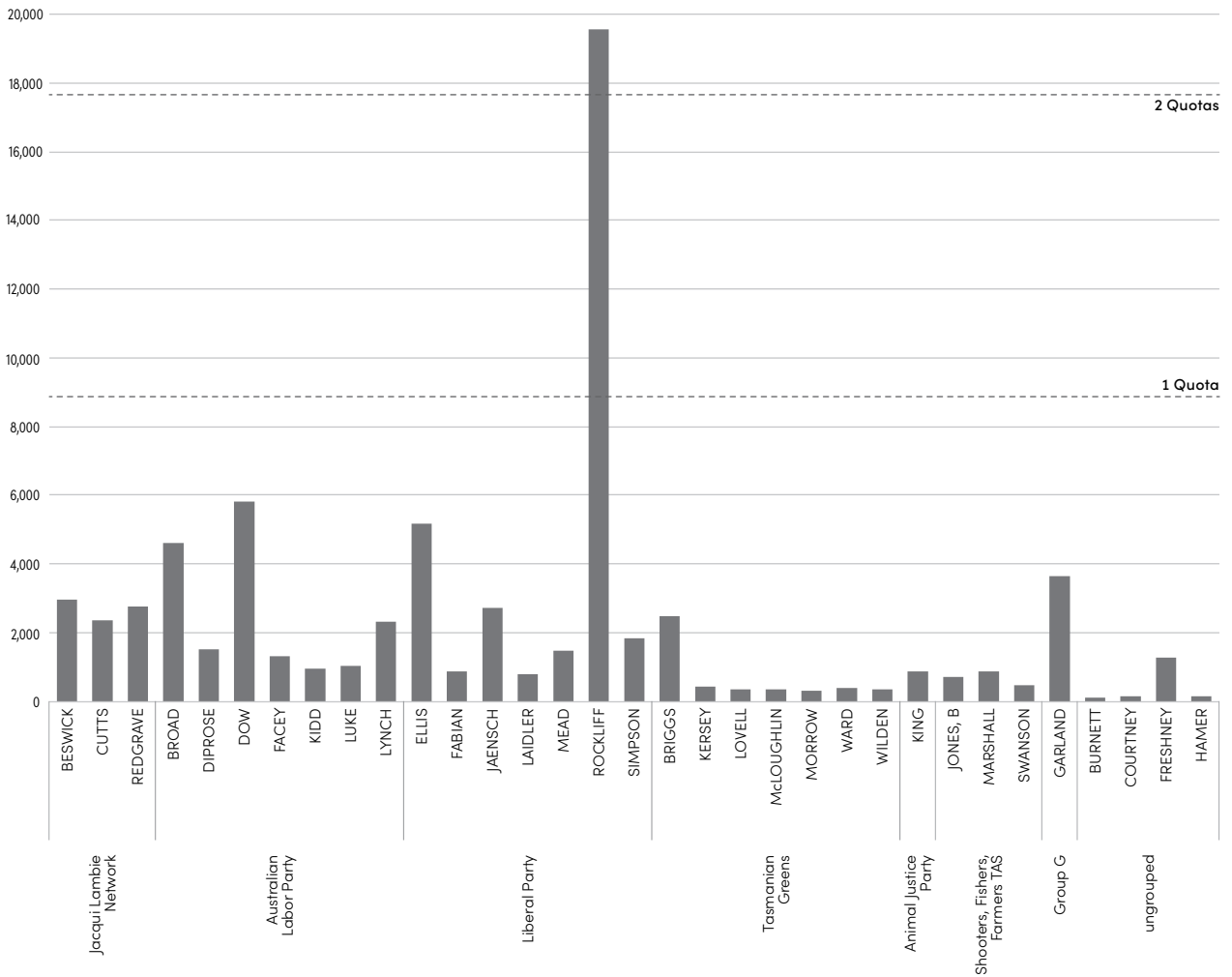
BASS first preference votes, cont'd

Page 4 of 4

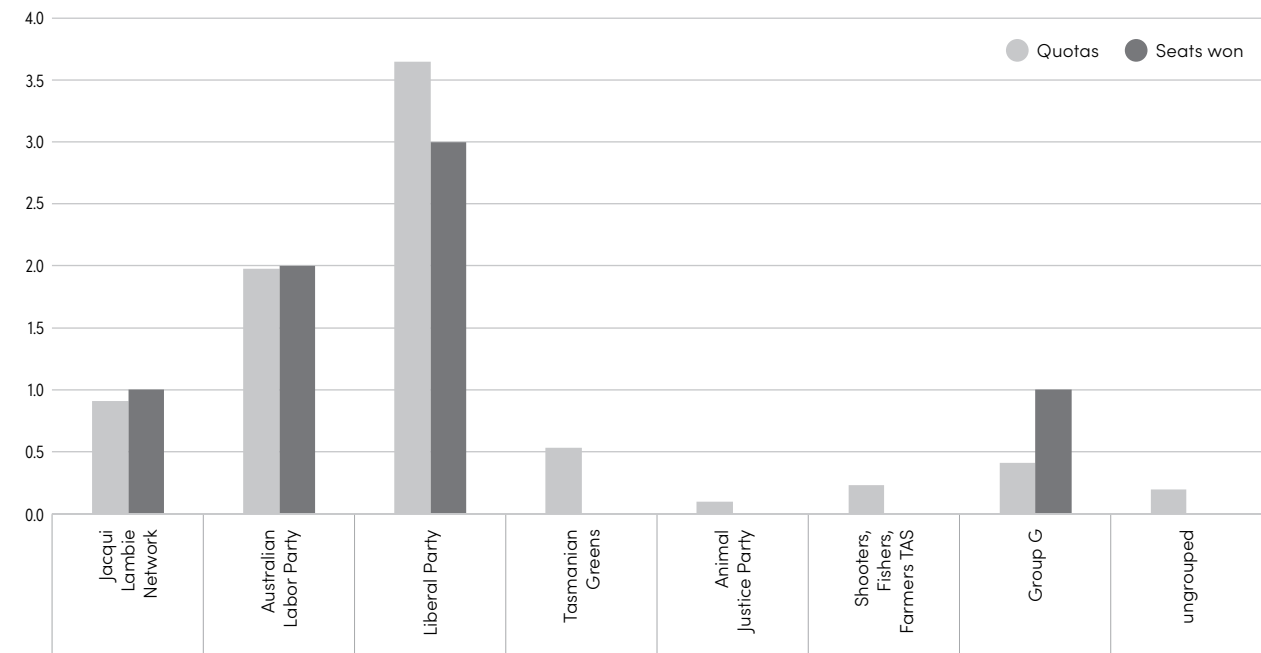
Candidates	Weymouth	Whitemark	Winnaleah	Youngtown	Total Ordinary Votes	Special votes								Total
						George Town Pre-Poll	Launceston Pre-Poll	Scottsdale Pre-Poll	Out of Division Pre-Poll	Postal	Mobile	Out of Division	Provisional	
BALL, Lauren	1	6	4	20	530	16	142	7	5	80	10	41	7	838
BARNETT, Carol	1	7	3	23	537	15	120	7	7	51	14	33	3	787
FITTLER, Jack	0	7	3	10	290	12	76	7	4	24	4	24	0	441
HALL, Tom	2	6	2	13	436	10	133	4	3	74	8	40	3	711
HENDRY, Calum	0	2	2	13	260	11	80	6	7	38	5	22	2	431
LAYTON-BENNETT, Anne	1	8	1	21	435	11	99	6	9	64	9	25	7	665
ROSOL, Cecily	14	21	8	78	2,903	35	832	25	26	277	17	156	12	4,283
Tasmanian Greens	19	57	23	178	5,391	110	1,482	62	61	608	67	341	34	8,156
WALKER, Tim	0	1	1	11	361	4	115	3	2	58	7	18	3	571
Group B	0	1	1	11	361	4	115	3	2	58	7	18	3	571
ARMSTRONG, Angela	8	10	6	52	1,197	92	322	38	9	283	26	55	11	2,033
JOHNSON, Ludwig	3	2	6	32	669	39	184	22	7	113	16	33	5	1,088
PENTLAND, Rebekah	6	8	10	86	1,516	43	463	39	10	237	32	62	7	2,409
Jacqui Lambie Network	17	20	22	170	3,382	174	969	99	26	633	74	150	23	5,530
ANDERSON, Melissa	1	4	4	30	567	19	108	12	3	86	18	36	3	852
DHINGRA, Roshan	0	3	0	16	294	15	62	4	2	34	14	13	5	443
FINLAY, Janie	15	37	13	203	4,710	122	1,374	105	19	731	107	153	16	7,337
GORDON, William	2	6	1	35	795	19	149	10	3	78	24	30	4	1,112
HINDS, Adrian	2	2	1	15	495	20	115	4	5	56	17	22	1	735
LYONS, Geoff	2	1	5	48	1,033	40	298	19	9	213	41	37	8	1,698
O'BYRNE, Michelle	15	17	10	219	4,902	303	1,412	122	33	931	141	199	30	8,073
Australian Labor Party	37	70	34	566	12,796	538	3,518	276	74	2,129	362	490	67	20,250
FAIRS, Rob	19	12	13	225	3,558	89	1,138	113	33	567	75	141	13	5,727
FERGUSON, Michael	37	84	42	384	7,440	237	2,374	329	63	1,323	214	287	25	12,292
GATENBY, Chris	2	18	4	43	933	28	300	57	8	94	25	58	1	1,504
QUAILE, Sarah	3	2	1	37	957	27	263	12	7	106	31	44	1	1,448
SLADDEN, Julie	7	6	4	28	1,113	35	311	34	4	153	36	56	5	1,747
TRETHEWIE, Richard	5	2	0	29	699	17	217	24	10	127	22	30	2	1,148
WOOD, Simon	6	20	10	66	1,216	32	371	24	10	201	28	61	6	1,949
Liberal Party	79	144	74	812	15,916	465	4,974	593	135	2,571	431	677	53	25,815
DAVIS, Ivan	2	3	5	28	649	16	143	13	7	109	13	38	6	994
Animal Justice Party	2	3	5	28	649	16	143	13	7	109	13	38	6	994
BROWN, Mark	0	10	1	11	301	5	63	3	1	42	5	14	2	436
Group G	0	10	1	11	301	5	63	3	1	42	5	14	2	436
ALEXANDER, Lara	10	9	12	45	932	30	309	7	5	191	9	33	2	1,518
Group H	10	9	12	45	932	30	309	7	5	191	9	33	2	1,518
FRYDRYCH, Michal	4	9	8	50	1,074	62	223	23	8	108	11	97	10	1,616
Shooters, Fishers, Farmers TAS	4	9	8	50	1,074	62	223	23	8	108	11	97	10	1,616
DAVENPORT, Jack	0	0	1	8	181	7	41	3	5	26	3	11	1	278
Group J	0	0	1	8	181	7	41	3	5	26	3	11	1	278
QUINN, Greg (Tubby)	5	3	6	37	1,102	35	133	55	3	114	11	56	4	1,513
RAZAY, George	3	1	1	60	788	9	269	5	0	139	8	26	3	1,247
ungrouped	8	4	7	97	1,890	44	402	60	3	253	19	82	7	2,760
Total formal votes	176	327	188	1,976	42,873	1,455	12,239	1,142	327	6,728	1,001	1,951	208	67,924
Informal ballot papers	5	24	15	166	3,374	98	653	54	21	216	118	159	13	4,706
Total ballot papers	181	351	203	2,142	46,247	1,553	12,892	1,196	348	6,944	1,119	2,110	221	72,630

Division of BRADDON

Candidate first preference totals



Number of quotas attained compared with seats won



BRADDON first preference votes

Page 1 of 5

Candidates	Acton	Boat Harbour	Burnie	Calder	Coosee	Currie	Devonport Central	Devonport North West	Devonport South	Devonport West	Don	East Devonport	Edith Creek	Elliott	Forest
BESWICK, Miriam	73	10	34	6	29	13	24	86	60	69	38	117	2	14	12
CUTTS, Craig	44	13	24	2	18	6	19	82	56	44	36	91	4	12	12
REDGRAVE, James	72	6	36	4	26	13	23	80	43	35	37	93	3	15	10
Jacqui Lambie Network	189	29	94	12	73	32	66	248	159	148	111	301	9	41	34
BROAD, Shane	43	12	40	8	22	20	68	179	83	55	86	159	6	15	7
DIPROSE, Amanda	34	5	24	2	13	9	15	36	32	20	26	41	4	3	0
DOW, Anita	180	33	129	12	79	46	48	99	61	50	67	134	7	35	14
FACEY, Samantha	39	5	17	3	10	15	19	44	24	22	25	49	8	6	11
KIDD, Danielle	28	3	19	2	20	9	11	29	15	12	17	37	1	8	1
LUKE, Adrian	23	3	7	2	6	5	19	44	25	31	32	39	0	5	3
LYNCH, Chris	120	8	56	2	50	10	19	58	16	45	33	47	3	15	8
Australian Labor Party	467	69	292	31	200	114	199	489	256	235	286	506	29	87	44
ELLIS, Felix	53	27	50	12	35	34	56	126	69	61	80	124	10	24	29
FABIAN, Patrick	10	3	7	1	3	7	20	19	12	9	12	14	2	2	4
JAENSCH, Roger	34	24	48	22	49	5	11	46	15	10	17	30	8	24	21
LAIDLER, Sarina	13	4	7	2	3	168	8	7	7	8	5	12	4	2	4
MEAD, Vonette	7	3	9	0	6	4	35	76	31	23	44	28	0	5	7
ROCKLIFF, Jeremy	167	77	206	37	169	165	260	714	274	258	396	492	34	93	141
SIMPSON, Giovanna	72	11	54	8	38	4	17	26	9	16	10	16	3	10	3
Liberal Party	356	149	381	82	303	387	407	1,014	417	385	564	716	61	160	209
BRIGGS, Darren	21	18	51	9	26	7	49	88	31	26	54	42	5	15	7
KERSEY, Sarah	7	2	7	0	4	8	5	20	12	8	3	14	1	0	1
LOVELL, Leeya	4	1	6	0	3	2	4	24	4	8	5	13	0	3	1
McLOUGHLIN, Michael	6	0	6	0	4	2	10	17	10	8	6	8	0	1	0
MORROW, Erin	6	1	6	1	2	5	10	14	3	6	4	11	0	3	1
WARD, Susanne	6	2	9	2	4	4	10	17	8	8	10	10	0	1	1
WILDEN, Petra	14	0	4	0	2	3	11	23	8	7	9	7	1	4	4
Tasmanian Greens	64	24	89	12	45	31	99	203	76	71	91	105	7	27	15
KING, Julia M	15	0	16	3	12	10	12	36	19	16	16	38	5	4	3
Animal Justice Party	15	0	16	3	12	10	12	36	19	16	16	38	5	4	3
JONES, Brenton	17	2	7	3	6	9	3	21	13	15	9	17	3	4	6
MARSHALL, Dale	12	0	8	1	11	9	11	24	18	14	16	22	6	9	7
SWANSON, Kim	6	2	4	0	8	10	2	5	6	8	3	11	4	3	4
Shooters, Fishers, Farmers TAS	35	4	19	4	25	28	16	50	37	37	28	50	13	16	17
GARLAND, Craig	66	88	79	34	64	23	14	52	23	25	34	51	11	48	10
Group G	66	88	79	34	64	23	14	52	23	25	34	51	11	48	10
BURNETT, Gatty	1	1	1	0	1	1	4	6	4	1	1	2	0	0	3
COURTNEY, Andrea	6	1	7	0	3	2	1	2	2	3	1	1	1	1	0
FRESHNEY, Peter	8	5	10	2	9	11	22	54	24	17	39	31	0	4	2
HAMER, Liz	5	0	1	0	0	1	0	2	2	1	1	3	0	2	0
ungrouped	20	7	19	2	13	15	27	64	32	22	42	37	1	7	5
Total formal votes	1,212	370	989	180	735	640	840	2,156	1,019	939	1,172	1,804	136	390	337
Informal ballot papers	121	14	61	16	39	71	70	151	88	110	79	198	15	23	27
Total ballot papers	1,333	384	1,050	196	774	711	910	2,307	1,107	1,049	1,251	2,002	151	413	364

BRADDON first preference votes, cont'd

Page 2 of 5

Candidates	Forth	Gawler	Grassy	Havenview	Heybridge	Highclere	Irishtown	Latrobe	Marrawah	Melrose	Montello	Moorleah	Natone	North Motton	Penguin
BESWICK, Miriam	17	22	5	17	14	13	7	91	7	9	31	8	0	26	74
CUTTS, Craig	20	14	1	12	13	3	3	90	6	4	27	2	3	21	66
REDGRAVE, James	19	19	5	20	10	7	7	111	4	4	44	3	6	25	59
Jacqui Lambie Network	56	55	11	49	37	23	17	292	17	17	102	13	9	72	199
BROAD, Shane	49	53	9	19	14	6	0	161	7	11	35	6	1	45	106
DIPROSE, Amanda	15	19	3	4	2	1	2	58	0	4	13	1	0	17	32
DOW, Anita	37	24	5	63	29	7	6	123	6	12	141	21	6	12	121
FACEY, Samantha	8	6	1	5	4	0	16	32	3	3	18	3	0	5	20
KIDD, Danielle	6	6	1	11	2	3	0	35	1	0	12	0	0	2	22
LUKE, Adrian	8	2	1	2	2	0	0	44	0	8	8	1	0	10	15
LYNCH, Chris	11	8	4	32	8	2	1	44	2	2	61	5	4	6	58
Australian Labor Party	134	118	24	136	61	19	25	497	19	40	288	37	11	97	374
ELLIS, Felix	65	73	7	27	25	11	28	140	31	17	43	12	5	53	158
FABIAN, Patrick	15	11	1	3	2	2	4	25	3	5	6	2	0	5	20
JAENSCH, Roger	16	12	1	20	10	8	15	42	12	5	28	15	4	13	49
LAIDLER, Sarina	3	5	29	2	2	0	4	17	1	1	4	1	0	2	20
MEAD, Vonette	20	15	1	0	2	0	0	137	1	13	8	2	3	13	26
ROCKLIFF, Jeremy	163	186	19	86	72	31	64	800	48	113	125	32	31	128	460
SIMPSON, Giovanna	12	10	0	39	9	10	11	23	2	2	59	8	5	8	54
Liberal Party	294	312	58	177	122	62	126	1,184	98	156	273	72	48	222	787
BRIGGS, Darren	64	17	5	6	6	2	1	53	4	10	44	10	3	20	139
KERSEY, Sarah	2	1	0	0	2	0	0	13	1	2	6	2	1	0	9
LOVELL, Leeya	3	2	1	1	2	0	0	10	2	0	8	2	0	0	8
McLOUGHLIN, Michael	4	1	0	1	1	1	1	9	0	1	3	3	0	0	4
MORROW, Erin	2	5	0	2	1	1	0	6	0	0	7	2	1	2	16
WARD, Susanne	4	2	1	1	1	0	1	13	0	2	6	3	0	1	18
WILDEN, Petra	4	1	1	2	0	1	3	7	0	3	4	1	2	2	7
Tasmanian Greens	83	29	8	13	13	5	6	111	7	18	78	23	7	25	201
KING, Julia M	4	5	2	7	4	4	1	27	1	2	12	1	3	12	19
Animal Justice Party	4	5	2	7	4	4	1	27	1	2	12	1	3	12	19
JONES, Brenton	5	6	3	7	0	3	3	38	3	4	11	1	5	11	14
MARSHALL, Dale	10	3	1	3	2	3	4	54	2	4	14	4	2	6	21
SWANSON, Kim	7	2	0	1	3	2	1	17	2	4	5	1	5	7	12
Shooters, Fishers, Farmers TAS	22	11	4	11	5	8	8	109	7	12	30	6	12	24	47
GARLAND, Craig	28	36	4	22	28	7	18	45	23	9	64	56	10	20	125
Group G	28	36	4	22	28	7	18	45	23	9	64	56	10	20	125
BURNETT, Gatty	2	1	0	0	0	0	4	3	2	1	1	1	0	0	2
COURTNEY, Andrea	1	0	0	0	0	0	1	6	1	0	4	0	0	0	5
FRESHNEY, Peter	15	10	0	3	1	1	1	153	0	10	9	2	4	3	13
HAMER, Liz	0	0	1	0	0	0	0	5	0	0	3	0	0	1	4
ungrouped	18	11	1	3	1	1	6	167	3	11	17	3	4	4	24
Total formal votes	639	577	112	418	271	129	207	2,432	175	265	864	211	104	476	1,776
Informal ballot papers	30	35	16	34	19	13	17	216	5	12	93	19	17	36	134
Total ballot papers	669	612	128	452	290	142	224	2,648	180	277	957	230	121	512	1,910

BRADDON first preference votes, cont'd

Page 3 of 5

Candidates	Port Sorell	Queenstown	Riana	Ridgley	Rocky Cape	Romaine	Rosebery	Sassafras	Shorewell Park	Sisters Beach	Sisters Creek	Smithton	Somerset	South Riana	Sprent
BESWICK, Miriam	70	23	8	9	11	41	16	2	33	10	3	25	62	16	16
CUTTS, Craig	66	15	1	14	8	32	12	5	28	5	4	36	47	9	9
REDGRAVE, James	128	25	3	19	10	36	22	9	21	12	1	35	57	16	11
Jacqui Lambie Network	264	63	12	42	29	109	50	16	82	27	8	96	166	41	36
BROAD, Shane	160	20	5	10	12	35	10	3	38	10	0	33	76	6	20
DIPROSE, Amanda	34	11	3	1	6	20	11	2	13	5	0	8	29	6	6
DOW, Anita	92	32	13	93	19	164	26	6	136	20	6	47	169	15	2
FACEY, Samantha	34	6	1	6	2	12	4	1	13	1	3	85	38	3	5
KIDD, Danielle	33	6	1	4	3	21	7	3	24	6	1	12	26	0	4
LUKE, Adrian	32	10	3	5	5	8	8	2	9	3	1	14	18	1	2
LYNCH, Chris	48	10	5	31	9	79	11	2	70	16	1	29	85	2	7
Australian Labor Party	433	95	31	150	56	339	77	19	303	61	12	228	441	33	46
ELLIS, Felix	186	53	14	54	29	67	34	15	68	8	4	136	84	14	29
FABIAN, Patrick	9	6	0	10	4	10	6	2	8	0	0	24	11	6	10
JAENSCH, Roger	42	7	6	23	28	44	11	8	54	21	12	50	88	7	5
LAIDLER, Sarina	18	4	1	1	3	11	2	1	3	0	1	26	5	2	2
MEAD, Vonette	118	4	2	5	3	5	5	25	4	4	0	12	10	1	9
ROCKLIFF, Jeremy	849	73	45	134	84	251	44	135	191	43	44	273	296	65	83
SIMPSON, Giovanna	29	4	1	45	11	87	5	1	51	8	4	23	63	2	1
Liberal Party	1,251	151	69	272	162	475	107	187	379	84	65	544	557	97	139
BRIGGS, Darren	94	13	8	10	4	26	5	3	33	24	7	19	29	9	10
KERSEY, Sarah	18	4	2	0	2	7	1	1	4	2	1	5	2	5	1
LOVELL, Leeya	16	4	1	5	3	3	0	3	4	1	0	6	7	0	1
McLOUGHLIN, Michael	12	2	0	1	1	7	1	0	5	1	0	6	7	0	0
MORROW, Erin	12	2	1	4	1	6	0	1	7	2	0	3	7	0	0
WARD, Susanne	18	2	1	2	0	7	3	0	4	3	2	7	7	0	4
WILDEN, Petra	12	2	0	3	3	4	4	1	2	0	1	8	4	0	1
Tasmanian Greens	182	29	13	25	14	60	14	9	59	33	11	54	63	14	17
KING, Julia M	29	5	0	1	2	18	5	0	8	3	0	13	20	2	3
Animal Justice Party	29	5	0	1	2	18	5	0	8	3	0	13	20	2	3
JONES, Brenton	11	7	3	8	2	10	8	3	11	1	1	16	16	6	5
MARSHALL, Dale	15	4	2	9	2	5	11	10	10	2	2	17	12	4	8
SWANSON, Kim	11	6	3	5	2	5	4	3	8	1	0	7	12	2	10
Shooters, Fishers, Farmers TAS	37	17	8	22	6	20	23	16	29	4	3	40	40	12	23
GARLAND, Craig	74	4	5	30	45	49	14	1	42	85	28	61	134	12	16
Group G	74	4	5	30	45	49	14	1	42	85	28	61	134	12	16
BURNETT, Gatty	6	1	1	1	0	3	1	0	0	0	0	2	2	1	1
COURTNEY, Andrea	3	0	0	0	1	6	0	0	0	0	0	2	10	0	0
FRESHNEY, Peter	114	0	0	4	1	9	4	19	10	2	1	2	10	1	7
HAMER, Liz	4	7	0	0	0	3	6	0	2	0	0	3	3	0	0
ungrouped	127	8	1	5	2	21	11	19	12	2	1	9	25	2	8
Total formal votes	2,397	372	139	547	316	1,091	301	267	914	299	128	1,045	1,446	213	288
Informal ballot papers	137	29	8	35	20	88	39	8	53	20	8	86	132	15	25
Total ballot papers	2,534	401	147	582	336	1,179	340	275	967	319	136	1,131	1,578	228	313

BRADDON first preference votes, cont'd

Page 4 of 5

Candidates	Spreyton	Stanley	Stowport	Strahan	Sulphur Creek	Tullah	Turners Beach	Ulverstone Central	Ulverstone East	Ulverstone South	Waratah	Wesley Vale	West Ulverstone	Wivenhoe	Wynyard Central
BESWICK, Miriam	56	8	12	6	18	2	30	54	26	99	9	12	58	11	97
CUTTS, Craig	38	6	11	4	13	8	34	38	29	52	6	6	55	8	40
REDGRAVE, James	40	6	11	8	18	6	32	51	30	65	7	24	77	9	46
Jacqui Lambie Network	134	20	34	18	49	16	96	143	85	216	22	42	190	28	183
BROAD, Shane	99	13	5	11	40	3	96	133	96	228	11	37	171	12	68
DIPROSE, Amanda	28	9	3	5	17	0	17	58	39	104	6	5	80	2	25
DOW, Anita	50	25	23	19	63	9	47	73	34	93	16	20	98	35	220
FACEY, Samantha	21	11	2	3	10	2	9	8	6	23	4	2	30	4	32
KIDD, Danielle	16	0	2	1	13	1	15	9	4	17	4	1	22	4	32
LUKE, Adrian	49	2	2	4	6	0	6	17	6	27	3	8	15	2	22
LYNCH, Chris	33	15	9	8	25	2	13	27	16	53	4	3	48	15	62
Australian Labor Party	296	75	46	51	174	17	203	325	201	545	48	76	464	74	461
ELLIS, Felix	69	26	21	47	66	17	109	127	112	168	3	29	159	27	95
FABIAN, Patrick	11	4	2	4	10	1	17	36	33	68	2	6	50	8	10
JAENSCH, Roger	24	29	12	13	34	2	38	25	19	54	5	9	46	12	183
LAIDLER, Sarina	16	4	1	4	3	0	8	9	4	19	2	0	13	2	18
MEAD, Vonette	56	2	4	2	6	1	24	16	10	31	0	33	22	2	15
ROCKLIFF, Jeremy	482	127	77	88	215	26	295	357	227	466	21	147	371	67	295
SIMPSON, Giovanna	16	5	24	6	39	4	18	17	6	26	2	9	24	14	36
Liberal Party	674	197	141	164	373	51	509	587	411	832	35	233	685	132	652
BRIGGS, Darren	29	26	7	8	46	5	47	59	33	73	6	11	58	9	57
KERSEY, Sarah	6	1	2	3	3	0	4	8	6	11	2	2	11	2	6
LOVELL, Leeya	7	4	2	0	2	1	3	6	2	6	5	3	8	1	11
McLOUGHLIN, Michael	9	2	1	2	1	0	2	5	7	9	1	5	8	1	9
MORROW, Erin	3	2	1	1	1	1	3	5	3	9	1	1	2	1	4
WARD, Susanne	7	0	1	0	5	0	3	11	5	9	1	1	7	1	8
WILDEN, Petra	6	1	5	1	0	0	4	8	2	10	1	2	6	2	5
Tasmanian Greens	67	36	19	15	58	7	66	102	58	127	17	25	100	17	100
KING, Julia M	26	2	3	4	2	3	1	7	10	27	3	1	18	2	24
Animal Justice Party	26	2	3	4	2	3	1	7	10	27	3	1	18	2	24
JONES, Brenton	13	2	2	3	6	0	7	5	8	8	2	3	11	1	19
MARSHALL, Dale	37	4	5	3	9	2	10	10	10	18	1	9	12	6	8
SWANSON, Kim	10	0	1	7	4	0	6	7	1	9	1	0	4	4	9
Shooters, Fishers, Farmers TAS	60	6	8	13	19	2	23	22	19	35	4	12	27	11	36
GARLAND, Craig	27	49	20	8	47	5	16	44	13	53	6	12	40	24	285
Group G	27	49	20	8	47	5	16	44	13	53	6	12	40	24	285
BURNETT, Gatty	3	1	0	0	0	0	3	1	1	4	1	0	2	0	2
COURTNEY, Andrea	3	1	0	1	0	2	2	1	1	3	1	0	4	0	14
FRESHNEY, Peter	39	1	3	0	5	0	20	20	4	26	1	27	29	4	11
HAMER, Liz	2	0	0	23	1	1	0	1	1	3	1	0	0	0	1
ungrouped	47	3	3	24	6	3	25	23	7	36	4	27	35	4	28
Total formal votes	1,331	388	274	297	728	104	939	1,253	804	1,871	139	428	1,559	292	1,769
Informal ballot papers	149	22	28	24	49	7	59	86	62	174	4	17	126	20	151
Total ballot papers	1,480	410	302	321	777	111	998	1,339	866	2,045	143	445	1,685	312	1,920

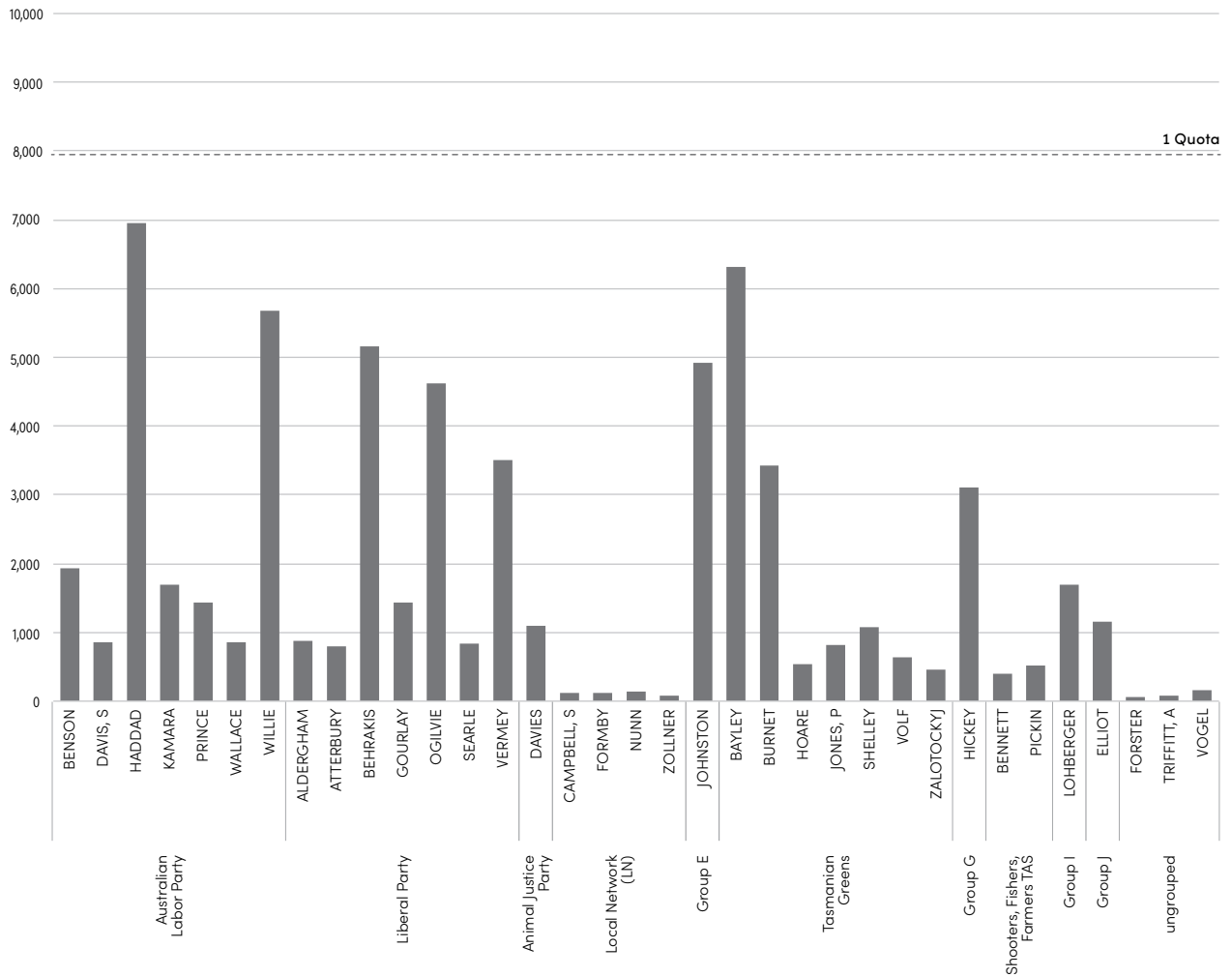
BRADDON first preference votes, cont'd

Page 5 of 5

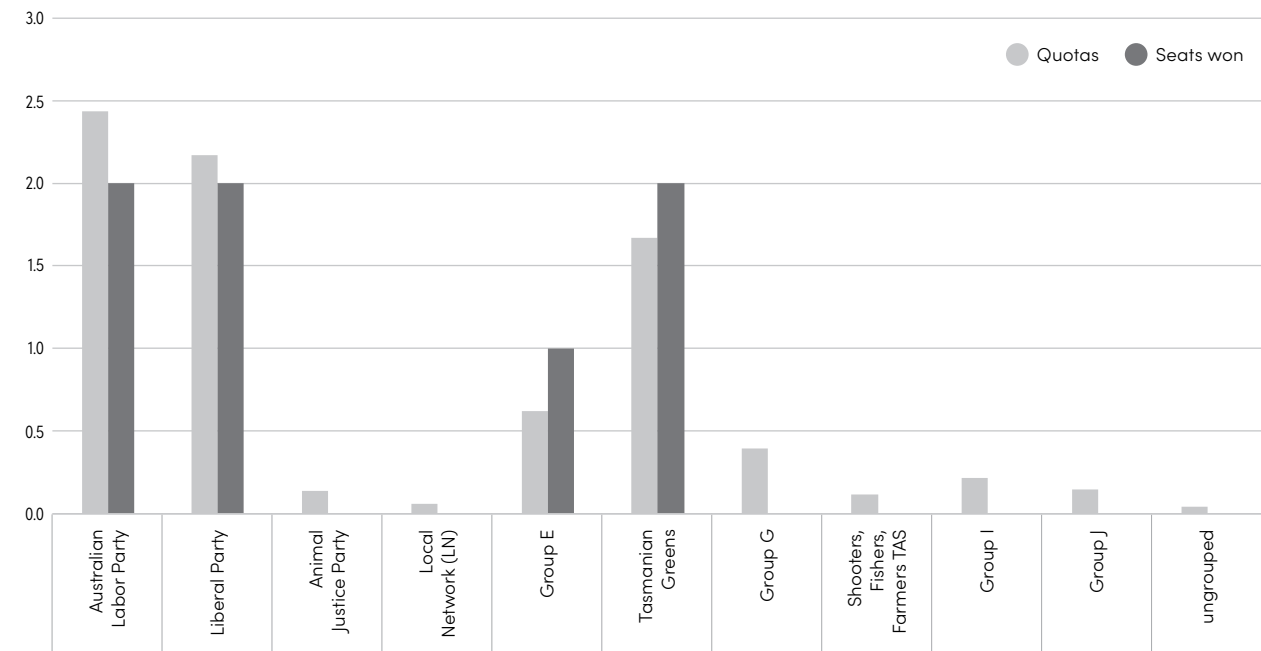
Candidates				Total Ordinary Votes	Special votes										Total
	Wynyard West	Yolla	Zeehan		Burnie Pre-Poll	Devonport Pre-Poll	Queenstown Pre-Poll	Smithton Pre-Poll	Out of Division Pre-Poll	Postal	Mobile	Out of Division	Provisional		
BESWICK, Miriam	49	13	21	1,854	310	391	35	49	14	212	32	42	12	2,951	
CUTTS, Craig	32	9	24	1,452	215	367	28	28	9	164	32	48	9	2,352	
REDGRAVE, James	31	14	28	1,747	316	379	26	56	12	148	24	57	11	2,776	
Jacqui Lambie Network	112	36	73	5,053	841	1,137	89	133	35	524	88	147	32	8,079	
BROAD, Shane	46	18	13	2,863	337	824	22	45	23	337	67	64	7	4,589	
DIPROSE, Amanda	24	6	11	1,029	99	188	18	14	6	92	29	24	5	1,504	
DOW, Anita	137	33	37	3,479	1,039	547	61	92	17	397	88	84	12	5,816	
FACEY, Samantha	16	3	5	826	98	146	9	116	4	68	30	20	2	1,319	
KIDD, Danielle	30	2	9	646	109	103	13	8	3	49	19	17	2	969	
LUKE, Adrian	12	1	11	659	74	168	15	15	2	49	10	21	4	1,017	
LYNCH, Chris	34	11	8	1,529	338	204	24	35	6	92	32	50	9	2,319	
Australian Labor Party	299	74	94	11,031	2,094	2,180	162	325	61	1,084	275	280	41	17,533	
ELLIS, Felix	58	10	55	3,478	375	609	83	163	18	296	41	90	10	5,163	
FABIAN, Patrick	8	0	1	606	58	93	8	22	3	30	26	7	5	858	
JAENSCH, Roger	149	20	7	1,701	405	199	15	124	13	159	37	45	6	2,704	
LAIDLER, Sarina	9	5	4	546	44	48	10	31	5	71	17	14	1	787	
MEAD, Vonette	12	1	2	965	52	292	6	11	9	54	27	49	2	1,467	
ROCKLIFF, Jeremy	250	62	57	12,081	1,669	3,126	171	525	91	1,245	255	380	29	19,572	
SIMPSON, Giovanna	37	8	6	1,181	380	91	6	44	4	76	33	33	4	1,852	
Liberal Party	523	106	132	20,558	2,983	4,458	299	920	143	1,931	436	618	57	32,403	
BRIGGS, Darren	28	8	2	1,639	208	272	16	19	21	213	20	73	12	2,493	
KERSEY, Sarah	8	1	0	262	34	43	4	8	8	23	3	25	1	411	
LOVELL, Leeya	8	2	0	242	24	44	2	4	2	21	4	19	2	364	
McLOUGHLIN, Michael	4	0	3	219	31	45	6	6	3	23	3	21	0	357	
MORROW, Erin	7	0	2	211	17	27	1	7	3	24	2	20	2	314	
WARD, Susanne	2	0	2	268	33	39	3	2	5	22	8	21	2	403	
WILDEN, Petra	1	0	3	237	22	44	2	1	4	32	1	16	0	359	
Tasmanian Greens	58	11	12	3,078	369	514	34	47	46	358	41	195	19	4,701	
KING, Julia M	17	3	10	581	77	89	17	9	1	65	6	18	3	866	
Animal Justice Party	17	3	10	581	77	89	17	9	1	65	6	18	3	866	
JONES, Brenton	9	8	10	474	52	68	13	17	2	41	6	33	0	706	
MARSHALL, Dale	13	6	9	586	66	119	11	11	7	52	6	27	5	890	
SWANSON, Kim	9	5	6	307	26	46	6	4	2	34	4	22	1	452	
Shooters, Fishers, Farmers TAS	31	19	25	1,367	144	233	30	32	11	127	16	82	6	2,048	
GARLAND, Craig	159	36	7	2,568	481	165	19	91	8	189	28	80	9	3,638	
Group G	159	36	7	2,568	481	165	19	91	8	189	28	80	9	3,638	
BURNETT, Gatty	3	1	2	86	9	9	0	10	1	8	0	3	1	127	
COURTNEY, Andrea	13	1	2	120	12	12	1	3	1	9	0	10	0	168	
FRESHNEY, Peter	5	1	9	852	37	268	4	9	4	76	12	18	1	1,281	
HAMER, Liz	5	0	4	103	8	6	10	4	1	11	1	5	0	149	
ungrouped	26	3	17	1,161	66	295	15	26	7	104	13	36	2	1,725	
Total formal votes	1,225	288	370	45,397	7,055	9,071	665	1,583	312	4,382	903	1,456	169	70,993	
Informal ballot papers	107	20	33	3,620	478	634	43	74	17	131	84	126	13	5,220	
Total ballot papers	1,332	308	403	49,017	7,533	9,705	708	1,657	329	4,513	987	1,582	182	76,213	

Division of CLARK

Candidate first preference totals



Number of quotas attained compared with seats won



CLARK first preference votes

Page 1 of 3

Candidates	Austins Ferry	Battery Point	Battery Point West	Cascades	Chigwell	Claremont	Collinsvale	Dynryne	Fern Tree	Glenorchy	Glenorchy Central	Goodwood	Hobart City	Kingston (Franklin)	Kingston Beach (Franklin)	Lenah Valley
BENSON, Stuart	122	7	11	11	55	55	4	13	8	106	14	21	16	14	3	38
DAVIS, Simon	22	3	4	14	29	17	10	11	2	42	12	6	11	10	1	16
HADDAD, Ella	150	72	38	96	145	83	28	101	65	281	37	45	76	75	29	319
KAMARA, John	70	12	20	30	55	27	12	13	9	111	11	12	21	11	0	79
PRINCE, Rebecca	50	28	11	25	32	22	2	24	5	98	8	16	17	14	4	46
WALLACE, Susan	26	8	5	15	29	15	1	9	6	55	2	12	12	10	6	24
WILLIE, Josh	146	47	14	29	190	89	55	21	12	472	71	79	35	23	18	263
Australian Labor Party	586	177	103	220	535	308	112	192	107	1,165	155	191	188	157	61	785
ALDERGHAM, Mohammad	32	11	5	3	25	16	6	11	1	44	4	4	11	21	6	34
ATTERBURY, Emma	32	3	6	10	26	17	8	8	0	46	10	10	7	8	3	19
BEHRAKIS, Simon	237	49	34	33	112	90	25	50	12	183	29	29	43	56	18	220
GOURLAY, Jon	48	25	14	11	23	14	12	33	3	46	5	7	14	18	6	43
OGILVIE, Madeleine	221	40	12	27	112	75	27	71	10	218	31	27	17	54	19	148
SEARLE, Catherine	33	10	4	4	20	17	8	9	3	48	4	4	7	10	12	21
VERMEY, Marcus	79	85	42	26	43	21	5	103	12	82	10	13	27	25	15	88
Liberal Party	682	223	117	114	361	250	91	285	41	667	93	94	126	192	79	573
DAVIES, Casey	22	9	6	11	25	20	11	13	6	59	14	5	12	24	6	40
Animal Justice Party	22	9	6	11	25	20	11	13	6	59	14	5	12	24	6	40
CAMPBELL, Sam	1	0	0	7	2	1	1	1	6	6	1	0	3	0	0	5
FORMBY, Frank	2	2	2	3	0	1	1	1	0	7	1	0	0	1	2	6
NUNN, David	4	0	0	7	0	0	0	1	23	0	0	1	3	1	1	1
ZOLLNER, Ranae	1	0	0	2	1	1	0	2	1	2	0	1	0	2	0	0
Local Network (LN)	8	2	2	19	3	3	2	5	30	15	2	2	6	4	3	12
JOHNSTON, Kristie	125	47	29	72	99	74	43	80	45	253	52	37	34	37	6	189
Group E	125	47	29	72	99	74	43	80	45	253	52	37	34	37	6	189
BAYLEY, Vica	31	107	58	289	28	22	41	177	121	78	19	17	101	93	33	215
BURNET, Helen	21	60	35	141	20	24	15	49	68	78	16	7	80	44	20	186
HOARE, Trenton	7	5	2	16	6	6	6	9	4	18	3	5	21	10	1	22
JONES, Peter	8	15	6	23	12	10	5	17	6	25	2	4	14	11	10	34
SHELLEY, Janet	17	21	11	25	8	15	7	19	10	38	10	5	39	16	5	36
VOLF, Nathan	4	10	6	17	8	10	5	7	6	36	6	2	19	10	3	22
ZALOTOCKY, James	8	5	5	10	8	5	3	8	8	14	1	1	7	7	1	7
Tasmanian Greens	96	223	123	521	90	92	82	286	223	287	57	41	281	191	73	522
HICKEY, Sue	73	42	16	37	37	35	19	42	21	98	21	7	20	27	6	78
Group G	73	42	16	37	37	35	19	42	21	98	21	7	20	27	6	78
BENNETT, Lorraine	18	2	0	2	15	9	9	2	2	18	1	4	4	5	1	7
PICKIN, Adrian	22	1	0	6	27	14	9	1	1	30	6	7	2	7	1	11
Shooters, Fishers, Farmers TAS	40	3	0	8	42	23	18	3	3	48	7	11	6	12	2	18
LOHBERGER, Ben	6	39	19	22	9	9	5	57	22	28	8	2	9	13	8	48
Group I	6	39	19	22	9	9	5	57	22	28	8	2	9	13	8	48
ELLIOT, Louise	12	15	13	19	11	16	5	30	15	42	2	3	13	8	4	40
Group J	12	15	13	19	11	16	5	30	15	42	2	3	13	8	4	40
FORSTER, John Michael	0	0	1	1	3	1	0	1	0	2	1	2	1	1	0	1
TRIFFITT, Angela	1	2	1	2	1	0	1	1	0	13	0	0	0	2	0	6
VOGEL, Stefan	1	5	1	6	2	3	0	2	3	5	1	0	3	1	3	8
ungrouped	2	7	3	9	6	4	1	4	3	20	2	2	4	4	3	15
Total formal votes	1,652	787	431	1,052	1,218	834	389	997	516	2,682	413	395	699	669	251	2,320
Informal ballot papers	129	35	23	26	148	67	26	30	12	266	40	27	23	37	10	109
Total ballot papers	1,781	822	454	1,078	1,366	901	415	1,027	528	2,948	453	422	722	706	261	2,429

CLARK first preference votes, cont'd

Page 2 of 3

Candidates	Lower Sandy Bay	Merton	Moonah	Moonah East	Moonah North	Mount Nelson	Mount Stuart	New Town	New Town West	North Hobart Central	Roseneath	Roseita	Sandfly (Franklin)	Sandy Bay	Sandy Bay Beach	South Hobart
BENSON, Stuart	14	60	35	57	49	11	18	24	40	34	88	10	9	11	8	14
DAVIS, Simon	9	29	16	21	17	18	5	6	15	20	33	1	7	11	10	12
HADDAD, Ella	82	201	106	170	147	108	134	108	278	172	120	25	21	110	41	129
KAMARA, John	14	90	28	72	52	26	18	19	46	37	28	11	5	24	12	26
PRINCE, Rebecca	16	43	19	41	36	30	8	10	24	24	42	16	3	16	13	19
WALLACE, Susan	12	39	16	24	20	13	5	9	13	9	16	7	5	14	1	12
WILLIE, Josh	24	232	159	227	210	54	79	34	109	57	68	55	4	32	22	41
Australian Labor Party	171	694	379	612	531	260	267	210	525	353	395	125	54	218	107	253
ALDERGHAM, Mohammad	16	20	16	31	20	15	10	9	28	13	11	2	1	5	8	8
ATTERBURY, Emma	10	31	11	20	23	13	9	10	8	18	12	4	3	7	3	5
BEHRAKIS, Simon	114	153	94	120	127	108	76	62	151	81	68	47	18	110	88	69
GOURLAY, Jon	48	34	17	25	24	39	16	10	36	17	19	8	2	46	31	16
OGILVIE, Madeleine	81	125	81	92	122	70	40	38	104	54	90	33	17	92	67	79
SEARLE, Catherine	7	22	12	16	17	6	7	7	28	15	10	3	2	21	12	5
VERMEY, Marcus	126	48	45	46	39	91	58	48	88	59	39	18	17	169	117	45
Liberal Party	402	433	276	350	372	342	216	184	443	257	249	115	60	450	326	227
DAVIES, Casey	8	39	24	39	24	17	8	9	23	26	17	10	5	13	8	25
Animal Justice Party	8	39	24	39	24	17	8	9	23	26	17	10	5	13	8	25
CAMPBELL, Sam	0	2	1	2	2	1	1	1	2	3	1	0	0	2	1	10
FORMBY, Frank	2	3	4	2	4	1	0	1	6	4	3	0	1	4	2	4
NUNN, David	3	1	1	4	2	3	1	0	7	5	2	1	0	1	1	5
ZOLLNER, Ranae	0	2	5	0	2	0	2	2	0	2	2	0	0	1	0	0
Local Network (LN)	5	8	11	8	10	5	4	4	15	14	8	1	1	8	4	19
JOHNSTON, Kristie	62	150	99	143	139	101	60	61	204	92	65	42	11	51	41	82
Group E	62	150	99	143	139	101	60	61	204	92	65	42	11	51	41	82
BAYLEY, Vica	114	58	97	92	102	169	111	91	160	198	25	39	48	127	64	273
BURNET, Helen	25	56	63	68	61	86	76	69	121	134	10	8	24	49	9	120
HOARE, Trenton	1	15	12	17	23	11	8	10	14	24	5	4	5	11	1	18
JONES, Peter	15	18	9	32	18	15	13	20	26	31	10	5	4	22	8	16
SHELLEY, Janet	11	17	19	27	27	19	9	18	30	31	7	5	4	25	3	15
VOLF, Nathan	12	14	11	18	13	16	9	10	18	19	8	6	6	13	3	14
ZALOTOCKY, James	3	12	9	12	14	9	9	9	16	10	5	1	5	4	3	13
Tasmanian Greens	181	190	220	266	258	325	235	227	385	447	70	68	96	251	91	469
HICKEY, Sue	43	56	63	41	70	75	48	40	55	43	22	25	17	74	47	61
Group G	43	56	63	41	70	75	48	40	55	43	22	25	17	74	47	61
BENNETT, Lorraine	2	14	12	6	9	3	2	2	8	2	23	1	5	1	0	6
PICKIN, Adrian	1	14	10	12	15	4	2	7	6	6	24	1	6	3	4	5
Shooters, Fishers, Farmers TAS	3	28	22	18	24	7	4	9	14	8	47	2	11	4	4	11
LOHBERGER, Ben	53	26	14	26	18	93	32	22	50	37	6	1	4	135	50	50
Group I	53	26	14	26	18	93	32	22	50	37	6	1	4	135	50	50
ELLIOT, Louise	17	11	15	20	16	43	14	19	29	24	15	4	8	45	16	22
Group J	17	11	15	20	16	43	14	19	29	24	15	4	8	45	16	22
FORSTER, John Michael	1	0	3	1	0	1	1	0	2	2	3	0	0	0	1	1
TRIFFITT, Angela	1	2	1	4	2	1	2	0	1	0	2	1	1	0	0	2
VOGEL, Stefan	1	1	2	4	4	4	1	2	3	4	1	0	2	2	2	6
ungrouped	3	3	6	9	6	6	4	2	6	6	6	1	3	2	3	9
Total formal votes	948	1,638	1,129	1,532	1,468	1,274	892	787	1,749	1,307	900	394	270	1,251	697	1,228
Informal ballot papers	37	191	81	112	115	50	30	23	113	68	78	26	19	54	17	39
Total ballot papers	985	1,829	1,210	1,644	1,583	1,324	922	810	1,862	1,375	978	420	289	1,305	714	1,267

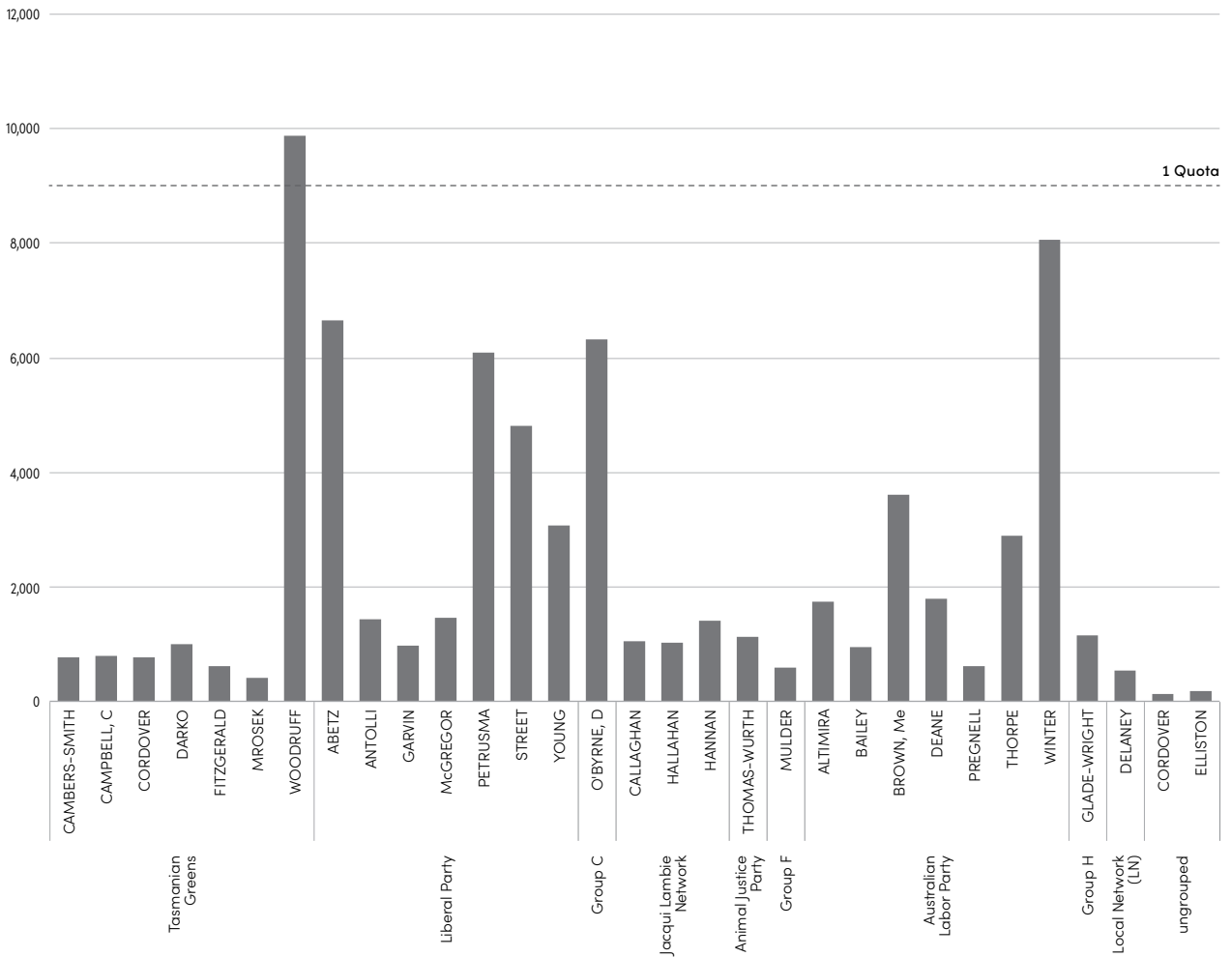
CLARK first preference votes, cont'd

Page 3 of 3

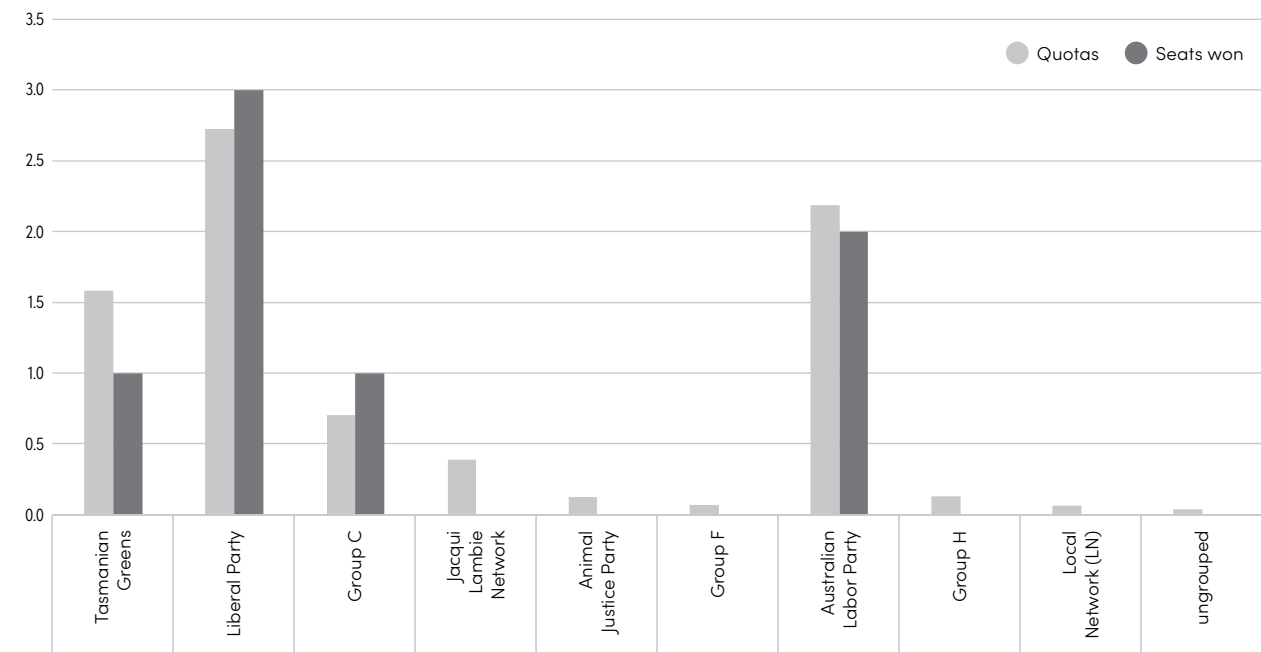
Candidates	Special votes															Total
	Taroona	Waimea Heights	West Hobart	West Hobart Central	West Hobart South	Windermere	Total Ordinary Votes	Glenorchy Pre-Poll	Hobart Pre-Poll	Kingston Pre-Poll (Franklin)	Out of Division Pre-Poll	Postal	Mobile	Out of Division	Provisional	
BENSON, Stuart	23	8	6	34	22	111	1,184	284	114	28	15	183	42	74	5	1,929
DAVIS, Simon	8	16	6	14	11	40	535	89	57	17	10	74	17	47	6	852
HADDAD, Ella	147	82	77	265	158	169	4,490	626	691	148	51	571	69	253	45	6,944
KAMARA, John	30	21	18	37	19	62	1,188	150	106	26	16	87	27	79	10	1,689
PRINCE, Rebecca	18	8	9	26	21	44	888	154	112	35	17	109	33	84	9	1,441
WALLACE, Susan	15	8	9	13	14	30	539	90	41	13	11	82	20	53	1	850
WILLIE, Josh	34	15	27	60	34	197	3,338	991	348	78	35	590	94	175	21	5,670
Australian Labor Party	275	158	152	449	279	653	12,162	2,384	1,469	345	155	1,696	302	765	97	19,375
ALDERGHAM, Mohammad	22	18	10	20	16	33	566	106	77	16	6	56	14	30	7	878
ATTERBURY, Emma	9	7	5	15	13	32	481	73	62	24	11	80	12	55	2	800
BEHRAKIS, Simon	69	107	27	112	35	144	3,200	589	485	125	41	445	66	202	15	5,168
GOURLAY, Jon	29	51	6	36	14	40	886	145	121	47	17	103	26	82	7	1,434
OGILVIE, Madeleine	73	92	24	75	20	140	2,718	544	432	140	40	464	77	199	9	4,623
SEARLE, Catherine	12	6	8	15	8	18	471	103	73	29	10	79	11	49	3	828
VERMEY, Marcus	83	134	14	130	33	66	2,189	288	418	81	30	311	35	146	15	3,513
Liberal Party	297	415	94	403	139	473	10,511	1,848	1,668	462	155	1,538	241	763	58	17,244
DAVIES, Casey	15	9	12	27	22	37	700	92	89	26	11	97	13	54	6	1,088
Animal Justice Party	15	9	12	27	22	37	700	92	89	26	11	97	13	54	6	1,088
CAMPBELL, Sam	0	1	0	5	2	3	74	10	7	2	2	8	0	7	2	112
FORMBY, Frank	4	1	2	1	3	0	81	10	10	4	1	16	0	6	1	129
NUNN, David	4	0	2	1	3	4	93	8	15	4	2	18	0	7	0	147
ZOLLNER, Ranae	1	3	3	5	1	1	45	12	10	1	2	8	1	7	2	88
Local Network (LN)	9	5	7	12	9	8	293	40	42	11	7	50	1	27	5	476
JOHNSTON, Kristie	85	62	55	125	61	136	3,149	528	445	86	37	439	38	181	22	4,925
Group E	85	62	55	125	61	136	3,149	528	445	86	37	439	38	181	22	4,925
BAYLEY, Vica	380	88	80	282	169	37	4,234	308	743	201	50	469	35	246	27	6,313
BURNET, Helen	78	35	54	176	131	25	2,342	176	410	61	32	207	21	161	12	3,422
HOARE, Trenton	10	6	6	15	11	5	373	30	51	11	7	31	3	35	4	545
JONES, Peter	15	5	13	32	20	8	557	49	70	13	11	52	5	52	12	821
SHELLEY, Janet	25	19	13	29	27	20	682	80	108	26	14	81	9	70	6	1,076
VOLF, Nathan	13	10	10	23	9	8	434	35	61	15	6	39	4	28	7	629
ZALOTOCKY, James	12	4	5	20	8	10	291	24	50	19	7	30	1	36	1	459
Tasmanian Greens	533	167	181	577	375	113	8,913	702	1,493	346	127	909	78	628	69	13,265
HICKEY, Sue	72	41	23	80	42	86	1,703	405	344	73	21	393	64	104	10	3,117
Group G	72	41	23	80	42	86	1,703	405	344	73	21	393	64	104	10	3,117
BENNETT, Lorraine	6	2	4	5	2	17	231	58	17	13	9	33	4	42	1	408
PICKIN, Adrian	3	1	3	6	4	27	309	66	19	6	12	44	2	61	2	521
Shooters, Fishers, Farmers TAS	9	3	7	11	6	44	540	124	36	19	21	77	6	103	3	929
LOHBERGER, Ben	75	68	11	49	34	16	1,174	88	180	45	11	129	18	52	5	1,702
Group I	75	68	11	49	34	16	1,174	88	180	45	11	129	18	52	5	1,702
ELLIOT, Louise	20	32	10	31	19	20	698	119	134	31	7	130	2	37	2	1,160
Group J	20	32	10	31	19	20	698	119	134	31	7	130	2	37	2	1,160
FORSTER, John Michael	1	2	1	1	1	1	38	4	9	1	2	5	1	8	2	70
TRIFFITT, Angela	1	2	0	1	0	3	57	8	5	0	1	13	1	4	1	90
VOGEL, Stefan	3	1	3	13	9	2	114	7	11	2	1	20	2	5	0	162
ungrouped	5	5	4	15	10	6	209	19	25	3	4	38	4	17	3	322
Total formal votes	1,395	965	556	1,779	996	1,592	40,052	6,349	5,925	1,447	556	5,496	767	2,731	280	63,603
Informal ballot papers	38	24	24	79	26	167	2,419	477	189	65	41	164	82	202	16	3,655
Total ballot papers	1,433	989	580	1,858	1,022	1,759	42,471	6,826	6,114	1,512	597	5,660	849	2,933	296	67,258

Division of FRANKLIN

Candidate first preference totals



Number of quotas attained compared with seats won



FRANKLIN first preference votes

Page 1 of 3

Candidates	Adventure Bay	Alonnah	Bellerive	Blackmans Bay	Blackmans Bay South	Cambridge	Clarence	Clarendon Vale	Cradoc	Cygnets	Dover	Geeveston	Geilston Bay	Glen Huon	Howden	Howrah	Huonville
CAMBERS-SMITH, Jenny	1	2	6	10	11	19	16	6	8	36	4	14	15	5	3	20	32
CAMPBELL, Christine	2	7	5	9	13	17	18	11	6	31	3	10	14	4	5	27	15
CORDOVER, Gideon	1	9	9	23	19	16	17	5	4	25	3	16	16	3	10	14	15
DARKO, Jade	0	3	22	15	14	29	36	20	4	22	5	13	29	5	1	34	21
FITZGERALD, Owen	2	3	8	9	7	8	22	4	2	23	6	13	11	1	0	18	21
MROSEK, Lukas	1	3	6	4	4	13	4	8	6	25	5	6	10	4	1	11	9
WOODRUFF, Rosalie	37	71	180	204	245	196	228	32	110	468	66	165	181	66	57	193	263
Tasmanian Greens	44	98	236	274	313	298	341	86	140	630	92	237	276	88	77	317	376
ABETZ, Eric	17	19	105	101	94	155	124	59	76	141	95	111	134	33	34	135	136
ANTOLLI, Aldo	4	10	15	31	37	25	25	15	20	25	20	30	23	11	15	36	26
GARVIN, Josh	0	2	25	7	5	32	32	22	6	10	12	13	28	2	2	37	14
McGREGOR, Jock	5	2	14	27	39	41	44	14	9	16	19	43	25	8	2	54	57
PETRUSMA, Jacquie	7	11	102	66	71	269	147	72	56	94	59	96	139	31	26	231	124
STREET, Nic	13	17	64	68	114	123	108	41	28	74	50	83	80	20	27	132	133
YOUNG, Dean	6	6	90	25	42	114	112	40	29	43	41	38	79	16	12	128	83
Liberal Party	52	67	415	325	402	759	592	263	224	403	296	414	508	121	118	753	573
O'BYRNE, David	15	21	115	82	81	148	176	132	33	64	45	106	156	22	17	249	148
Group C	15	21	115	82	81	148	176	132	33	64	45	106	156	22	17	249	148
CALLAGHAN, Marshall	3	4	10	9	11	27	15	13	14	30	10	27	24	25	3	23	43
HALLAHAN, Conor	4	6	19	10	9	30	18	13	8	30	9	24	20	3	4	25	28
HANNAN, Chris	3	6	15	22	16	50	25	16	18	40	19	38	24	9	7	37	44
Jacqui Lambie Network	10	16	44	41	36	107	58	42	40	100	38	89	68	37	14	85	115
THOMAS-WURTH, Jehni	3	4	12	20	14	19	29	26	16	31	18	28	18	5	1	35	34
Animal Justice Party	3	4	12	20	14	19	29	26	16	31	18	28	18	5	1	35	34
MULDER, Tony	0	2	19	3	8	26	15	13	2	4	1	8	6	2	2	37	4
Group F	0	2	19	3	8	26	15	13	2	4	1	8	6	2	2	37	4
ALTIMIRA, Ebony	4	7	67	18	24	41	71	23	4	22	6	16	56	3	4	103	18
BAILEY, Simon	1	3	14	9	6	40	16	22	1	10	8	7	24	2	5	27	14
BROWN, Meg	7	7	75	35	29	114	97	166	20	51	17	31	124	8	1	129	53
DEANE, Kaspar	8	11	11	40	43	24	39	24	3	25	14	14	22	2	8	49	16
PREGNELL, Philip	2	2	10	6	12	24	15	7	3	11	6	5	17	1	5	17	12
THORPE, Toby	0	6	33	18	17	51	74	30	50	98	68	136	37	35	6	86	301
WINTER, Dean	17	27	102	176	205	189	170	96	26	125	61	80	143	15	37	200	130
Australian Labor Party	39	63	312	302	336	483	482	368	107	342	180	289	423	66	66	611	544
GLADE-WRIGHT, Clare	1	4	21	48	38	10	18	4	4	14	3	15	17	6	13	23	16
Group H	1	4	21	48	38	10	18	4	4	14	3	15	17	6	13	23	16
DELANEY, Martine	2	1	15	10	4	9	16	4	6	55	4	6	13	1	5	18	10
Local Network (LN)	2	1	15	10	4	9	16	4	6	55	4	6	13	1	5	18	10
CORDOVER, Tamar	1	0	0	2	1	4	6	2	0	8	0	4	2	0	0	2	2
ELLISTON, Bob	1	1	2	3	5	3	4	1	3	6	2	2	3	0	1	8	6
ungrouped	2	1	2	5	6	7	10	3	3	14	2	6	5	0	1	10	8
Total formal votes	168	277	1,191	1,110	1,238	1,866	1,737	941	575	1,657	679	1,198	1,490	348	314	2,138	1,828
Informal ballot papers	9	17	40	60	42	98	86	131	42	115	57	93	85	21	13	140	143
Total ballot papers	177	294	1,231	1,170	1,280	1,964	1,823	1,072	617	1,772	736	1,291	1,575	369	327	2,278	1,971

FRANKLIN first preference votes, cont'd

Page 2 of 3

Candidates	Judbury	Keffering	Kingston	Kingston Beach	Lauderdale	Lindisfarne	Lindisfarne Village	Maranoo Heights	Margate	Middleton	Montagu Bay	Mornington	Mountain River	Ranelagh	Risdon Vale	Rokeby	Sandfly
CAMBERS-SMITH, Jenny	10	5	31	11	25	13	11	14	13	6	15	5	17	17	8	7	15
CAMPBELL, Christine	2	9	44	18	27	21	14	11	14	8	13	5	8	10	18	10	8
CORDOVER, Gideon	3	18	44	16	15	12	12	15	34	2	13	3	6	7	5	10	21
DARKO, Jade	0	8	43	11	48	26	29	13	14	5	21	17	5	13	16	17	7
FITZGERALD, Owen	1	5	35	11	18	14	9	7	12	1	9	5	2	8	10	11	5
MROSEK, Lukas	2	3	31	9	14	12	5	4	6	1	6	5	2	10	9	5	3
WOODRUFF, Rosalie	40	113	372	233	292	201	213	96	229	58	170	52	114	166	56	51	160
Tasmanian Greens	58	161	600	309	439	299	293	160	322	81	247	92	154	231	122	111	219
ABETZ, Eric	21	49	255	115	179	106	122	117	197	32	77	44	76	106	75	72	55
ANTOLLI, Aldo	8	16	92	27	32	17	26	35	53	5	27	12	13	13	19	19	23
GARVIN, Josh	4	10	29	10	33	23	9	15	21	1	27	17	3	8	16	26	8
McGREGOR, Jock	4	2	63	16	33	27	27	13	28	1	16	10	18	35	37	32	16
PETRUSMA, Jacquie	22	34	172	68	288	112	114	72	111	16	89	53	43	58	91	134	53
STREET, Nic	22	34	201	81	152	94	69	69	141	8	67	43	34	65	53	59	52
YOUNG, Dean	8	16	100	27	145	50	54	32	60	4	44	48	22	60	45	74	24
Liberal Party	89	161	912	344	862	429	421	353	611	67	347	227	209	345	336	416	231
O'BYRNE, David	28	31	197	57	240	132	128	71	86	17	90	64	35	86	247	230	37
Group C	28	31	197	57	240	132	128	71	86	17	90	64	35	86	247	230	37
CALLAGHAN, Marshall	13	3	21	14	26	16	17	7	21	9	9	8	18	19	23	27	10
HALLAHAN, Conor	9	13	29	12	32	15	18	9	25	14	10	7	6	11	19	17	6
HANNAN, Chris	7	11	30	11	53	24	22	15	18	10	20	14	18	16	38	37	22
Jacqui Lambie Network	29	27	80	37	111	55	57	31	64	33	39	29	42	46	80	81	38
THOMAS-WURTH, Jehni	2	8	44	16	30	11	16	12	31	2	5	10	12	17	29	27	9
Animal Justice Party	2	8	44	16	30	11	16	12	31	2	5	10	12	17	29	27	9
MULDER, Tony	1	3	13	2	31	11	9	3	5	1	11	3	2	2	8	14	1
Group F	1	3	13	2	31	11	9	3	5	1	11	3	2	2	8	14	1
ALTIMIRA, Ebony	7	2	39	12	60	66	60	9	18	4	53	18	4	11	42	64	8
BAILEY, Simon	1	5	35	4	76	20	20	6	13	2	11	14	2	9	27	14	5
BROWN, Meg	10	9	106	30	113	67	83	45	33	8	57	63	15	23	164	182	20
DEANE, Kaspar	3	19	162	36	31	24	23	68	75	20	19	21	5	7	35	36	16
PREGNELL, Philip	1	4	24	6	18	14	5	8	6	5	11	3	2	7	22	25	3
THORPE, Toby	29	7	69	26	53	27	25	18	32	8	24	37	81	148	58	73	25
WINTER, Dean	19	50	390	168	226	145	150	123	192	24	111	63	38	75	141	120	72
Australian Labor Party	70	96	825	282	577	363	366	277	369	71	286	219	147	280	489	514	149
GLADE-WRIGHT, Clare	2	28	86	54	15	10	18	26	44	8	19	4	6	11	6	5	7
Group H	2	28	86	54	15	10	18	26	44	8	19	4	6	11	6	5	7
DELANEY, Martine	2	3	16	8	12	11	19	8	15	0	10	8	9	7	19	9	18
Local Network (LN)	2	3	16	8	12	11	19	8	15	0	10	8	9	7	19	9	18
CORDOVER, Tamar	0	0	3	2	10	3	3	1	5	0	4	2	0	4	1	1	3
ELLISTON, Bob	2	1	4	1	7	3	5	1	9	1	0	2	2	3	6	4	7
ungrouped	2	1	7	3	17	6	8	2	14	1	4	4	2	7	7	5	10
Total formal votes	283	519	2,780	1,112	2,334	1,327	1,335	943	1,561	281	1,058	660	618	1,032	1,343	1,412	719
Informal ballot papers	21	34	156	45	146	67	50	68	74	18	56	46	36	72	134	129	52
Total ballot papers	304	553	2,936	1,157	2,480	1,394	1,385	1,011	1,635	299	1,114	706	654	1,104	1,477	1,541	771

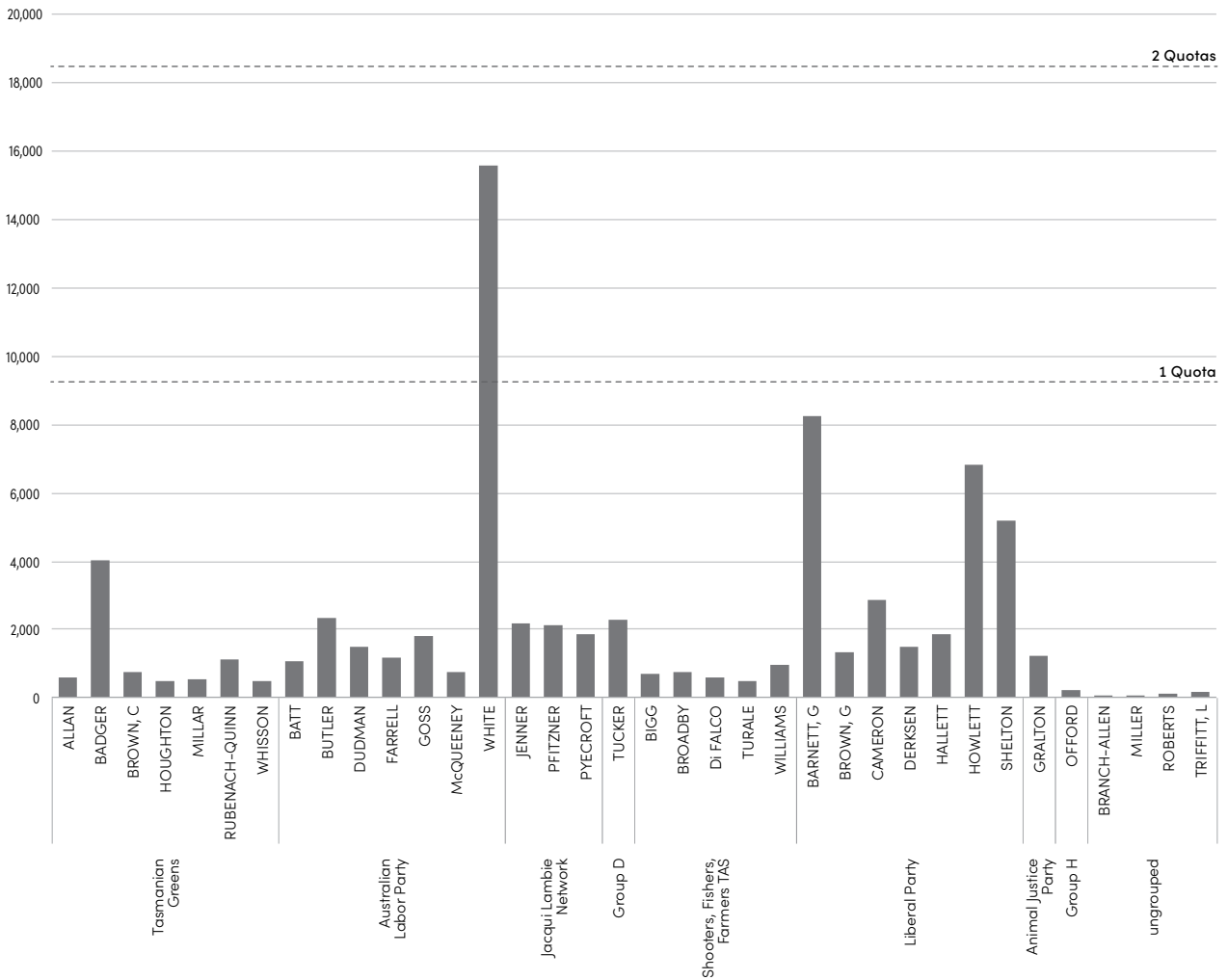
FRANKLIN first preference votes, cont'd

Page 3 of 3

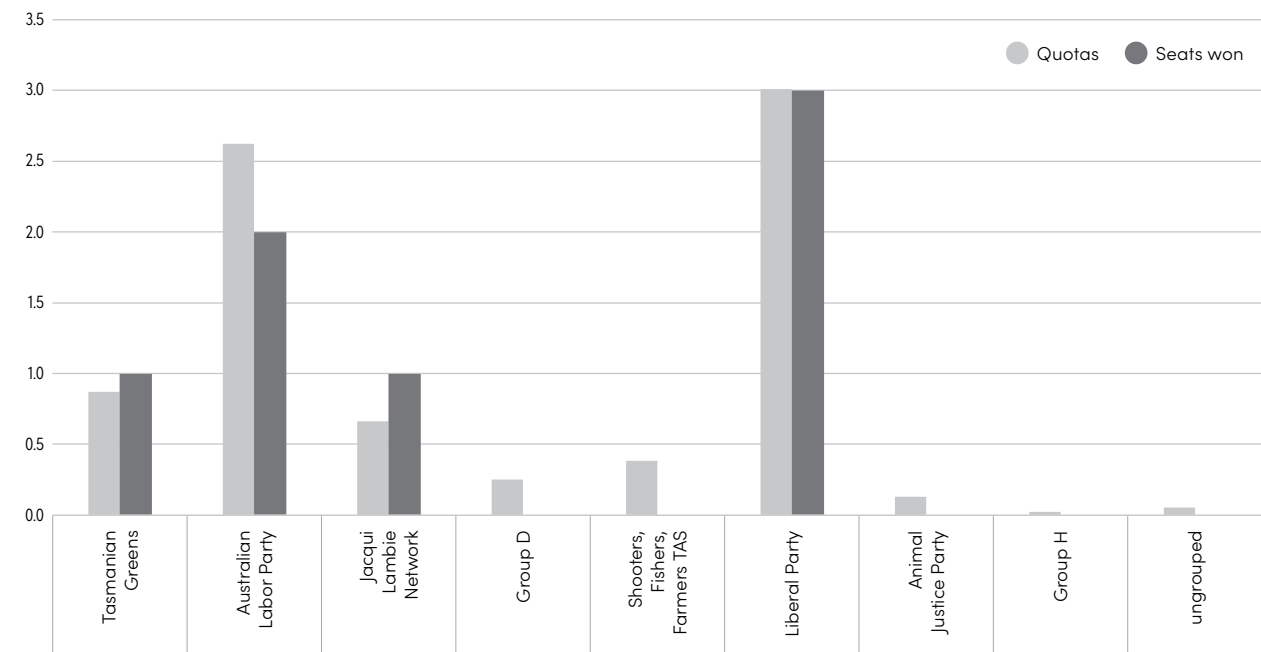
Candidates								Total Ordinary Votes	Special votes								Total
	Sandford	Snug	South Arm	Southport	Tranmere	Warrane	Woodbridge		Hobart Pre-Poll (Clark)	Kingston Pre-Poll	Rosny Pre-Poll	Out of Division Pre-Poll	Postal	Mobile	Out of Division	Provisional	
CAMBERS-SMITH, Jenny	14	14	5	1	7	18	7	497	25	48	34	7	89	5	55	2	762
CAMPBELL, Christine	22	8	15	4	14	15	4	519	38	74	42	10	43	3	75	6	810
CORDOVER, Gideon	16	27	8	2	8	12	8	522	23	90	27	11	39	4	55	7	778
DARKO, Jade	38	10	19	0	13	38	5	689	40	56	60	9	85	1	67	3	1,010
FITZGERALD, Owen	22	15	39	1	14	15	2	429	22	45	23	9	37	3	45	1	614
MROSEK, Lukas	8	7	4	3	2	15	4	290	14	28	17	7	19	2	32	3	412
WOODRUFF, Rosalie	303	204	136	27	179	124	127	6,478	343	1,009	613	118	813	24	441	37	9,876
Tasmanian Greens	423	285	226	38	237	237	157	9,424	505	1,350	816	171	1,125	42	770	59	14,262
ABETZ, Eric	98	115	54	16	194	79	41	3,864	201	1,002	512	118	688	66	192	18	6,661
ANTOLLI, Aldo	13	35	8	1	17	13	9	901	37	241	69	18	122	10	50	1	1,449
GARVIN, Josh	21	17	9	2	57	27	4	646	29	64	86	12	70	13	47	5	972
McGREGOR, Jock	24	23	6	2	49	27	5	933	50	139	118	24	119	5	72	3	1,463
PETRUSMA, Jacquie	122	57	68	9	231	119	16	3,753	238	503	559	129	583	49	265	14	6,093
STREET, Nic	87	63	40	10	155	68	8	2,850	194	650	398	82	417	28	178	14	4,811
YOUNG, Dean	86	42	29	6	97	64	16	2,057	119	211	256	47	241	22	117	8	3,078
Liberal Party	451	352	214	46	800	397	99	15,004	868	2,810	1,998	430	2,240	193	921	63	24,527
O'BYRNE, David	94	42	50	9	165	174	11	3,931	217	574	625	96	603	23	227	16	6,312
Group C	94	42	50	9	165	174	11	3,931	217	574	625	96	603	23	227	16	6,312
CALLAGHAN, Marshall	25	15	9	2	20	35	8	666	26	98	79	14	125	6	46	3	1,063
HALLAHAN, Conor	28	19	11	1	23	26	10	630	25	96	71	20	122	8	48	5	1,025
HANNAN, Chris	36	20	14	4	26	37	10	902	39	109	118	28	155	8	54	5	1,418
Jacqui Lambie Network	89	54	34	7	69	98	28	2,198	90	303	268	62	402	22	148	13	3,506
THOMAS-WURTH, Jehni	21	22	20	0	23	38	11	729	37	100	61	15	100	3	75	2	1,122
Animal Justice Party	21	22	20	0	23	38	11	729	37	100	61	15	100	3	75	2	1,122
MULDER, Tony	23	3	6	0	35	15	0	354	23	28	77	9	86	1	19	0	597
Group F	23	3	6	0	35	15	0	354	23	28	77	9	86	1	19	0	597
ALTIMIRA, Ebony	25	15	14	3	77	62	4	1,164	77	71	171	17	141	9	78	8	1,736
BAILEY, Simon	72	4	8	3	19	27	2	608	36	50	76	21	87	11	57	0	946
BROWN, Meg	74	35	29	3	81	214	14	2,442	126	183	309	72	279	28	163	11	3,613
DEANE, Kaspar	13	73	8	1	63	70	33	1,214	48	241	97	20	96	15	69	8	1,808
PREGNELL, Philip	10	7	6	3	21	28	4	398	27	46	46	8	45	6	34	3	613
THORPE, Toby	38	30	11	14	66	78	11	2,034	62	221	156	35	236	19	137	8	2,908
WINTER, Dean	134	151	46	20	166	146	34	4,603	299	1,172	668	127	851	52	261	22	8,055
Australian Labor Party	366	315	122	47	493	625	102	12,463	675	1,984	1,523	300	1,735	140	799	60	19,679
GLADE-WRIGHT, Clare	5	45	6	4	17	14	15	710	28	200	43	12	111	5	41	4	1,154
Group H	5	45	6	4	17	14	15	710	28	200	43	12	111	5	41	4	1,154
DELANEY, Martine	3	17	5	0	8	11	5	402	22	35	21	7	28	3	32	2	552
Local Network (LN)	3	17	5	0	8	11	5	402	22	35	21	7	28	3	32	2	552
CORDOVER, Tamar	4	4	3	0	1	3	1	92	5	15	6	1	18	0	6	1	144
ELLISTON, Bob	4	4	2	1	1	4	1	126	5	12	8	5	18	0	11	1	186
ungrouped	8	8	5	1	2	7	2	218	10	27	14	6	36	0	17	2	330
Total formal votes	1,483	1,143	688	152	1,849	1,616	430	45,433	2,475	7,411	5,446	1,108	6,466	432	3,049	221	72,041
Informal ballot papers	102	76	46	8	69	164	17	2,878	86	344	243	69	185	60	237	13	4,115
Total ballot papers	1,585	1,219	734	160	1,918	1,780	447	48,311	2,561	7,755	5,689	1,177	6,651	492	3,286	234	76,156

Division of LYONS

Candidate first preference totals



Number of quotas attained compared with seats won



LYONS first preference votes

Page 1 of 5

Candidates	Avoca	Bogdad	Bicheno	Bothwell	Bracknell	Bridgewater	Brighton	Broadmarsh	Campania	Campbell Town	Carrick	Chudleigh	Claude Road	Colebrook	Coles Bay	Copping
ALLAN, Alistair	3	2	7	3	3	12	16	1	4	4	5	1	6	1	0	1
BADGER, Tabatha	4	23	71	7	8	28	43	3	17	20	23	38	24	6	41	41
BROWN, Craig	1	5	8	0	1	19	18	2	4	3	4	1	9	2	1	3
HOUGHTON, Mitch	0	6	4	0	5	17	15	1	2	2	5	2	5	1	4	4
MILLAR, Glenn	2	6	5	1	5	18	8	1	1	5	7	1	6	2	0	5
RUBENACH-QUINN, Hannah	4	8	12	0	2	22	23	2	8	8	9	2	9	3	4	3
WHISSON, Gary	2	2	5	1	2	8	10	2	5	3	4	4	5	1	0	2
Tasmanian Greens	16	52	112	12	26	124	133	12	41	45	57	49	64	16	50	59
BATT, Edwin	0	71	4	35	0	24	44	15	13	8	5	2	5	10	0	0
BUTLER, Jen	9	19	14	12	4	185	93	7	10	27	15	0	8	2	1	1
DUDMAN, Ben	2	13	11	3	11	42	60	0	4	8	21	5	4	3	0	1
FARRELL, Casey	4	9	2	6	2	19	26	3	7	7	3	1	3	0	3	2
GOSS, Richard	8	7	8	6	18	27	21	2	4	38	28	5	4	1	2	0
McQUEENEY, Carole	3	6	5	3	2	29	28	1	6	4	2	2	4	1	3	0
WHITE, Rebecca	35	168	109	29	32	440	477	44	115	136	114	30	52	38	24	54
Australian Labor Party	61	293	153	94	69	766	749	72	159	228	188	45	80	55	33	58
JENNER, Andrew	3	16	16	1	9	46	45	5	14	12	12	6	21	7	1	11
PFITZNER, Troy	10	43	20	6	5	65	95	9	15	19	15	7	14	5	2	4
PYECROFT, Lesley	1	11	16	8	9	28	32	2	6	22	24	6	24	4	0	4
Jacqui Lambie Network	14	70	52	15	23	139	172	16	35	53	51	19	59	16	3	19
TUCKER, John	8	7	27	4	11	10	24	0	18	28	31	10	22	7	22	8
Group D	8	7	27	4	11	10	24	0	18	28	31	10	22	7	22	8
BIGG, Phillip	3	11	3	5	7	17	19	1	8	11	1	3	3	1	3	4
BROADBY, Shane	3	20	7	8	6	18	20	5	9	11	6	4	7	1	1	4
Di FALCO, Carlo	1	9	1	5	4	7	11	3	15	8	4	3	2	2	2	2
TURALE, Wayne	1	9	1	9	3	12	11	3	3	9	6	2	3	2	0	5
WILLIAMS, Ray	2	17	4	10	6	23	33	2	11	16	7	4	0	4	0	0
Shooters, Fishers, Farmers TAS	10	66	16	37	26	77	94	14	46	55	24	16	15	10	6	15
BARNETT, Guy	22	75	69	20	43	112	179	14	36	59	94	17	47	25	15	22
BROWN, Gregory	2	17	9	4	3	33	57	3	15	9	7	1	4	2	2	4
CAMERON, Stephanie	7	13	7	7	58	33	62	4	6	16	101	102	15	4	4	6
DERKSEN, Justin	4	18	9	6	4	33	53	6	14	9	9	2	5	0	4	1
HALLETT, Richard	5	19	8	70	5	28	78	31	23	22	15	1	7	7	4	2
HOWLETT, Jane	3	122	61	21	4	106	337	26	107	41	24	3	10	30	19	42
SHELTON, Mark	13	25	24	28	122	35	95	8	21	55	126	15	22	11	11	4
Liberal Party	56	289	187	156	239	380	861	92	222	211	376	141	110	79	59	81
GRALTON, Anna Megan	2	15	2	1	6	28	43	4	13	11	2	5	7	4	0	0
Animal Justice Party	2	15	2	1	6	28	43	4	13	11	2	5	7	4	0	0
OFFORD, Angela	0	0	1	0	1	2	1	0	0	3	1	0	0	1	1	1
Group H	0	0	1	0	1	2	1	0	0	3	1	0	0	1	1	1
BRANCH-ALLEN, Jenny	0	0	0	1	0	2	3	0	0	0	1	0	1	0	0	0
MILLER, Fraser	0	3	0	0	0	3	2	0	3	1	1	0	1	0	0	0
ROBERTS, Andrew	0	0	0	0	0	0	3	1	0	1	1	1	0	0	0	0
TRIFFITT, Loueen (Lou)	0	2	0	5	0	3	6	1	0	1	0	1	0	2	0	0
ungrouped	0	5	0	6	0	8	14	2	3	3	3	2	2	2	0	0
Total formal votes	167	797	550	325	401	1,534	2,091	212	537	637	733	287	359	190	174	241
Informal ballot papers	16	72	42	31	26	250	219	12	51	57	50	22	25	9	11	15
Total ballot papers	183	869	592	356	427	1,784	2,310	224	588	694	783	309	384	199	185	256

LYONS first preference votes, cont'd

Page 2 of 5

Candidates	Cressy	Deloraine	Dodges Ferry	Dromedary	Dunalley	Elizabeth Town	Epping	Evandale	Fingal	Gagebrook	Glenora	Granton	Hadspen	Hagley	Kempton	Lachlan
ALLAN, Alistair	5	11	28	6	2	3	0	6	3	9	1	3	7	2	2	1
BADGER, Tabatha	16	194	374	20	52	14	4	64	11	21	14	18	28	6	0	38
BROWN, Craig	1	17	25	6	9	3	1	3	1	13	4	4	9	1	4	6
HOUGHTON, Mitch	4	15	21	2	3	4	0	4	2	0	3	4	7	4	0	5
MILLAR, Glenn	2	15	32	1	6	2	2	3	4	4	1	4	7	1	1	1
RUBENACH-QUINN, Hannah	6	35	39	4	9	2	1	10	4	14	0	11	14	2	1	6
WHISSON, Gary	2	13	17	1	1	1	0	7	2	3	1	3	8	1	0	4
Tasmanian Greens	36	300	536	40	82	29	8	97	27	64	24	47	80	17	8	61
BATT, Edwin	5	19	16	5	2	0	1	7	8	17	3	12	11	3	107	3
BUTLER, Jen	14	32	21	13	7	3	2	17	19	107	8	50	28	3	3	15
DUDMAN, Ben	8	91	16	14	8	7	3	17	4	21	5	7	33	14	3	9
FARRELL, Casey	2	21	21	18	2	2	1	4	7	15	8	9	15	1	1	38
GOSS, Richard	113	12	13	3	2	3	9	67	4	15	0	12	74	5	1	4
McQUEENEY, Carole	3	15	9	5	4	1	0	5	2	33	3	5	11	0	2	2
WHITE, Rebecca	67	236	540	84	103	27	28	138	48	277	49	152	248	42	42	94
Australian Labor Party	212	426	636	142	128	43	44	255	92	485	76	247	420	68	159	165
JENNER, Andrew	20	69	50	7	18	5	7	14	7	28	6	20	43	7	6	11
PFITZNER, Troy	18	39	23	21	15	8	6	22	10	40	9	28	21	8	13	17
PYECROFT, Lesley	26	61	22	3	10	5	1	26	11	18	8	10	38	15	7	7
Jacqui Lambie Network	64	169	95	31	43	18	14	62	28	86	23	58	102	30	26	35
TUCKER, John	24	48	37	17	13	12	7	40	24	11	4	6	23	11	11	9
Group D	24	48	37	17	13	12	7	40	24	11	4	6	23	11	11	9
BIGG, Phillip	11	16	7	3	5	5	2	9	2	12	9	15	8	4	1	8
BROADBY, Shane	11	13	10	2	3	0	5	10	4	12	2	3	11	4	2	3
Di FALCO, Carlo	13	19	27	3	2	1	1	7	2	14	4	7	10	0	5	0
TURALE, Wayne	9	12	9	1	4	5	4	7	3	8	3	5	6	2	2	0
WILLIAMS, Ray	10	6	14	14	5	6	2	3	5	9	9	13	13	3	7	21
Shooters, Fishers, Farmers TAS	54	66	67	23	19	17	14	36	16	55	27	43	48	13	17	32
BARNETT, Guy	66	235	119	43	23	29	23	116	31	66	35	77	221	57	24	26
BROWN, Gregory	5	9	53	3	6	2	2	6	4	20	4	16	11	1	5	6
CAMERON, Stephanie	41	203	18	7	6	35	8	38	2	21	6	7	98	59	4	10
DERKSEN, Justin	4	15	20	22	2	3	3	5	4	19	22	23	17	2	2	26
HALLETT, Richard	22	26	30	5	11	5	13	15	1	19	25	29	18	12	14	7
HOWLETT, Jane	23	29	269	38	75	6	12	24	8	64	17	54	40	10	44	20
SHELTON, Mark	159	167	50	17	10	30	23	65	31	18	10	14	165	53	9	14
Liberal Party	320	684	559	135	133	110	84	269	81	227	119	220	570	194	102	109
GRALTON, Anna Megan	4	27	41	6	7	4	0	11	6	27	3	10	15	2	2	11
Animal Justice Party	4	27	41	6	7	4	0	11	6	27	3	10	15	2	2	11
OFFORD, Angela	1	5	3	0	1	1	1	29	0	0	0	0	8	2	1	3
Group H	1	5	3	0	1	1	1	29	0	0	0	0	8	2	1	3
BRANCH-ALLEN, Jenny	1	0	2	1	1	0	0	1	0	2	0	0	2	0	1	3
MILLER, Fraser	0	3	0	1	1	0	0	1	0	2	0	1	0	0	0	0
ROBERTS, Andrew	0	14	2	0	2	0	2	1	0	1	0	0	3	0	0	2
TRIFFITT, Loueen (Lou)	0	6	2	1	1	0	0	0	1	1	3	0	0	0	0	1
ungrouped	1	23	6	3	5	0	2	3	1	6	3	1	5	0	1	6
Total formal votes	716	1,748	1,980	397	431	234	174	802	275	961	279	632	1,271	337	327	431
Informal ballot papers	57	166	150	37	36	17	15	40	37	152	28	67	95	29	13	25
Total ballot papers	773	1,914	2,130	434	467	251	189	842	312	1,113	307	699	1,366	366	340	456

LYONS first preference votes, cont'd

Page 3 of 5

Candidates	Longford	Lower Barrington	Magra	Meander	Midway Point	Miena	Mole Creek	Molesworth	New Norfolk	New Norfolk North	Nubeena	Oatlands	Old Beach	Orford	Ouse	Perth
ALLAN, Alistair	3	1	1	0	19	2	3	6	9	11	13	1	25	2	2	4
BADGER, Tabatha	61	21	11	24	76	4	16	26	111	32	87	19	70	41	8	61
BROWN, Craig	7	5	1	3	10	4	1	8	13	3	34	7	16	7	1	19
HOUGHTON, Mitch	18	5	1	3	16	0	3	2	17	3	7	6	12	2	0	7
MILLAR, Glenn	14	3	0	1	10	0	3	6	11	5	7	9	14	1	1	10
RUBENACH-QUINN, Hannah	15	7	3	1	19	1	2	8	23	16	23	7	30	4	0	25
WHISSON, Gary	10	5	2	2	9	0	2	3	13	6	12	2	10	4	2	13
Tasmanian Greens	128	47	19	34	159	11	30	59	197	76	183	51	177	61	14	139
BATT, Edwin	15	3	3	0	11	2	2	3	19	13	8	37	26	5	5	15
BUTLER, Jen	70	6	17	5	26	8	2	7	63	63	10	13	69	4	10	46
DUDMAN, Ben	26	9	3	14	11	0	10	6	36	32	10	7	22	5	0	23
FARRELL, Casey	7	10	33	3	27	2	5	37	136	67	11	5	22	5	8	19
GOSS, Richard	267	5	3	0	6	4	7	1	12	5	4	11	24	4	2	197
McQUEENEY, Carole	11	3	2	5	15	1	1	3	15	12	15	4	21	26	3	13
WHITE, Rebecca	313	77	90	27	414	27	33	59	345	217	207	122	445	70	46	339
Australian Labor Party	709	113	151	54	510	44	60	116	626	409	265	199	629	119	74	652
JENNER, Andrew	56	20	7	10	34	6	15	4	31	24	17	14	38	13	3	68
PFITZNER, Troy	39	11	20	4	30	6	4	9	48	36	15	21	56	3	12	35
PYECROFT, Lesley	66	17	10	8	24	5	7	8	21	20	18	8	35	4	6	70
Jacqui Lambie Network	161	48	37	22	88	17	26	21	100	80	50	43	129	20	21	173
TUCKER, John	72	13	6	4	18	6	3	3	15	10	12	16	21	18	5	47
Group D	72	13	6	4	18	6	3	3	15	10	12	16	21	18	5	47
BIGG, Phillip	13	5	13	3	7	2	2	12	30	18	7	7	12	3	8	18
BROADBY, Shane	9	14	5	4	6	8	6	6	10	17	3	6	8	1	4	14
Di FALCO, Carlo	10	7	2	4	6	5	3	1	8	6	5	4	12	2	4	15
TURALE, Wayne	12	3	2	2	8	10	4	2	5	9	5	8	13	0	5	10
WILLIAMS, Ray	19	6	25	4	4	4	5	8	39	41	9	16	18	4	9	15
Shooters, Fishers, Farmers TAS	63	35	47	17	31	29	20	29	92	91	29	41	63	10	30	72
BARNETT, Guy	235	131	46	38	98	23	40	31	142	84	36	43	236	40	23	296
BROWN, Gregory	17	11	5	1	40	6	2	2	14	22	7	3	71	38	6	22
CAMERON, Stephanie	77	21	9	45	27	12	56	2	24	21	8	15	50	4	8	87
DERKSEN, Justin	18	3	50	1	17	0	4	14	122	111	8	5	48	3	7	16
HALLETT, Richard	35	9	20	7	15	6	1	7	34	29	11	51	41	28	44	34
HOWLETT, Jane	65	39	37	4	182	13	2	15	96	58	80	97	227	105	17	72
SHELTON, Mark	346	59	14	34	37	20	23	5	44	31	22	54	52	10	14	231
Liberal Party	793	273	181	130	416	80	128	76	476	356	172	268	725	228	119	758
GRALTON, Anna Megan	20	10	3	6	22	1	3	8	40	26	10	10	43	4	3	24
Animal Justice Party	20	10	3	6	22	1	3	8	40	26	10	10	43	4	3	24
OFFORD, Angela	5	1	0	0	3	1	0	1	5	1	1	0	2	0	2	7
Group H	5	1	0	0	3	1	0	1	5	1	1	0	2	0	2	7
BRANCH-ALLEN, Jenny	2	1	0	0	4	0	0	0	3	3	0	1	0	0	0	2
MILLER, Fraser	2	0	0	0	2	0	0	0	1	2	2	1	1	1	1	3
ROBERTS, Andrew	2	4	0	2	2	0	0	0	2	1	1	0	0	0	0	3
TRIFFITT, Loueen (Lou)	0	2	2	0	2	3	0	1	5	3	3	1	1	0	8	4
ungrouped	6	7	2	2	10	3	0	1	11	9	6	3	2	1	9	12
Total formal votes	1,957	547	446	269	1,257	192	270	314	1,562	1,058	728	631	1,791	461	277	1,884
Informal ballot papers	165	43	60	14	94	15	14	21	149	133	35	50	108	25	39	171
Total ballot papers	2,122	590	506	283	1,351	207	284	335	1,711	1,191	763	681	1,899	486	316	2,055

LYONS first preference votes, cont'd

Page 4 of 5

Candidates	Pontville	Primrose Sands	Prospect (Bass)	Prospect Vale	Railton	Richmond	Ross	Scamander	Sheffield	Sorell	St Helens	St Marys	Swansea	Taranna	Tea Tree	Triabunna
ALLAN, Alistair	6	6	3	8	2	5	4	2	10	17	11	6	3	3	3	2
BADGER, Tabatha	15	35	11	52	21	59	10	33	35	157	63	48	49	67	9	19
BROWN, Craig	6	13	5	6	9	7	3	3	5	32	8	2	4	11	2	6
HOUGHTON, Mitch	8	3	2	7	6	9	1	3	3	13	11	1	3	2	2	1
MILLAR, Glenn	3	6	1	4	4	5	1	3	6	15	6	3	3	3	2	2
RUBENACH-QUINN, Hannah	5	9	7	14	6	11	1	14	21	43	24	39	12	4	4	1
WHISSON, Gary	4	5	7	6	5	7	1	3	14	9	3	3	4	1	3	7
Tasmanian Greens	47	77	36	97	53	103	21	61	94	286	126	102	78	91	25	38
BATT, Edwin	30	6	3	13	11	7	9	5	6	10	3	3	7	2	5	3
BUTLER, Jen	24	13	10	18	16	11	7	15	22	31	59	37	6	3	5	6
DUDMAN, Ben	19	10	4	30	14	3	2	7	18	31	13	13	2	4	4	5
FARRELL, Casey	12	5	2	17	9	3	2	5	18	29	12	5	5	6	1	5
GOSS, Richard	7	8	10	60	10	7	18	6	12	16	10	10	4	3	2	6
McQUEENEY, Carole	4	13	4	13	7	3	1	5	12	17	7	6	12	3	4	28
WHITE, Rebecca	144	173	76	264	107	226	63	70	160	711	134	120	163	78	53	101
Australian Labor Party	240	228	109	415	174	260	102	113	248	845	238	194	199	99	74	154
JENNER, Andrew	13	17	4	35	47	88	11	14	41	49	36	13	10	15	7	23
PFITZNER, Troy	39	18	5	27	28	16	11	6	32	57	24	19	15	12	8	13
PYECROFT, Lesley	12	13	9	39	25	9	7	6	34	36	31	13	11	8	1	14
Jacqui Lambie Network	64	48	18	101	100	113	29	26	107	142	91	45	36	35	16	50
TUCKER, John	10	8	4	30	20	18	11	36	35	59	124	34	42	8	6	8
Group D	10	8	4	30	20	18	11	36	35	59	124	34	42	8	6	8
BIGG, Phillip	10	3	0	4	9	3	4	2	12	16	3	2	10	4	1	5
BROADBY, Shane	11	1	2	6	21	4	5	6	15	18	11	3	4	4	3	4
Di FALCO, Carlo	11	5	2	2	7	4	11	2	4	29	9	6	8	4	1	7
TURALE, Wayne	4	2	4	3	6	2	3	1	7	14	8	3	6	3	0	3
WILLIAMS, Ray	13	7	1	7	3	6	7	4	7	20	7	4	5	1	7	8
Shooters, Fishers, Farmers TAS	49	18	9	22	46	19	30	15	45	97	38	18	33	16	12	27
BARNETT, Guy	75	31	52	272	86	68	40	32	185	176	78	36	92	23	24	58
BROWN, Gregory	16	19	9	19	14	16	8	2	15	99	14	0	8	6	3	29
CAMERON, Stephanie	16	2	30	82	26	19	16	10	49	46	24	11	19	2	10	5
DERKSEN, Justin	22	8	7	16	7	14	2	6	7	35	9	5	8	2	10	6
HALLETT, Richard	19	15	7	15	12	37	24	4	18	38	10	4	39	7	16	22
HOWLETT, Jane	140	53	22	48	31	150	24	14	36	465	29	7	146	48	66	144
SHELTON, Mark	41	9	51	217	58	21	23	24	82	74	37	25	44	10	11	11
Liberal Party	329	137	178	669	234	325	137	92	392	933	201	88	356	98	140	275
GRALTON, Anna Megan	11	15	7	20	10	12	4	3	21	44	20	6	12	6	8	4
Animal Justice Party	11	15	7	20	10	12	4	3	21	44	20	6	12	6	8	4
OFFORD, Angela	3	0	1	4	2	3	2	0	4	0	4	3	2	1	2	0
Group H	3	0	1	4	2	3	2	0	4	0	4	3	2	1	2	0
BRANCH-ALLEN, Jenny	1	0	0	0	2	0	0	1	1	4	1	0	0	0	0	0
MILLER, Fraser	0	0	1	2	1	0	0	0	1	3	1	1	1	0	0	0
ROBERTS, Andrew	0	2	2	2	2	0	0	1	8	2	0	2	0	0	0	0
TRIFFITT, Loueen (Lou)	2	0	0	3	3	0	1	0	5	4	1	1	1	2	2	1
ungrouped	3	2	3	7	8	0	1	2	15	13	3	4	2	2	2	1
Total formal votes	756	533	365	1,365	647	853	337	348	961	2,419	845	494	760	356	285	557
Informal ballot papers	66	62	38	95	48	44	32	21	104	199	82	42	52	24	16	53
Total ballot papers	822	595	403	1,460	695	897	369	369	1,065	2,618	927	536	812	380	301	610

LYONS first preference votes, cont'd

Page 5 of 5

Candidates	Tunnack	Westbury	Westerway	Wilmot	Total Ordinary Votes	Special votes										Total
						Launceston Pre-Poll (Bass)	New Norfolk Pre-Poll	Sorell Pre-Poll	St Helens Pre-Poll	Out of Division Pre-Poll	Postal	Mobile	Out of Division	Provisional		
ALLAN, Alistair	2	10	1	3	367	23	6	27	18	35	72	2	68	2	620	
BADGER, Tabatha	7	74	50	23	2,776	109	60	225	127	157	271	7	302	10	4,044	
BROWN, Craig	1	11	5	4	470	22	5	30	17	41	60	5	89	2	741	
HOUGHTON, Mitch	3	6	1	6	344	16	7	18	6	24	34	7	59	1	516	
MILLAR, Glenn	0	11	2	2	336	21	10	24	10	28	20	2	67	2	520	
RUBENACH-QUINN, Hannah	0	17	5	2	700	51	11	27	62	55	90	6	112	3	1,117	
WHISSON, Gary	0	3	3	1	304	19	5	25	10	26	47	3	48	2	489	
Tasmanian Greens	13	132	67	41	5,297	261	104	376	250	366	594	32	745	22	8,047	
BATT, Edwin	9	9	2	3	768	16	13	40	14	36	85	6	78	7	1,063	
BUTLER, Jen	5	44	7	2	1,509	63	60	65	130	108	260	15	147	6	2,363	
DUDMAN, Ben	3	136	2	1	983	74	11	36	30	58	154	12	127	6	1,491	
FARRELL, Casey	0	6	13	5	819	13	91	26	28	46	85	9	62	3	1,182	
GOSS, Richard	2	7	3	4	1,273	122	6	21	22	25	146	24	143	8	1,790	
McQUEENEY, Carole	2	12	5	1	508	18	11	49	20	39	53	10	69	3	780	
WHITE, Rebecca	44	184	52	24	9,850	584	354	1,156	322	681	1,564	97	958	41	15,607	
Australian Labor Party	65	398	84	40	15,710	890	546	1,393	566	993	2,347	173	1,584	74	24,276	
JENNER, Andrew	7	26	12	14	1,385	89	37	129	61	115	203	11	140	7	2,177	
PFITZNER, Troy	5	29	12	7	1,364	75	50	120	56	119	196	10	128	9	2,127	
PYECROFT, Lesley	6	44	5	14	1,129	123	31	69	60	83	202	13	123	8	1,841	
Jacqui Lambie Network	18	99	29	35	3,878	287	118	318	177	317	601	34	391	24	6,145	
TUCKER, John	3	51	2	9	1,321	113	29	146	253	60	279	8	93	7	2,309	
Group D	3	51	2	9	1,321	113	29	146	253	60	279	8	93	7	2,309	
BIGG, Phillip	6	15	3	1	490	16	19	21	11	33	61	2	55	7	715	
BROADBY, Shane	5	14	6	4	493	22	7	30	7	47	64	2	77	6	755	
Di FALCO, Carlo	1	6	4	1	412	23	5	38	10	19	40	1	50	1	599	
TURALE, Wayne	3	7	4	2	342	18	8	18	3	21	46	6	45	4	511	
WILLIAMS, Ray	8	13	15	2	650	17	59	34	17	36	68	4	68	0	953	
Shooters, Fishers, Farmers TAS	23	55	32	10	2,387	96	98	141	48	156	279	15	295	18	3,533	
BARNETT, Guy	23	147	30	29	5,139	513	148	291	193	424	940	58	526	20	8,252	
BROWN, Gregory	3	9	5	6	892	35	20	110	19	69	80	8	112	8	1,353	
CAMERON, Stephanie	6	119	4	4	1,974	237	23	53	37	97	212	13	213	6	2,865	
DERKSEN, Justin	2	9	28	1	997	25	120	53	14	67	93	12	102	0	1,483	
HALLETT, Richard	10	17	33	3	1,299	44	55	59	30	77	170	10	119	4	1,867	
HOWLETT, Jane	67	23	13	5	4,329	122	93	895	78	342	547	39	374	24	6,843	
SHELTON, Mark	14	102	9	26	3,335	447	44	121	127	187	519	44	346	14	5,184	
Liberal Party	125	426	122	74	17,965	1,423	503	1,582	498	1,263	2,561	184	1,792	76	27,847	
GRALTON, Anna Megan	1	17	9	4	786	48	19	59	28	58	95	6	106	8	1,213	
Animal Justice Party	1	17	9	4	786	48	19	59	28	58	95	6	106	8	1,213	
OFFORD, Angela	1	2	0	3	133	10	4	2	8	10	28	0	18	1	214	
Group H	1	2	0	3	133	10	4	2	8	10	28	0	18	1	214	
BRANCH-ALLEN, Jenny	1	1	0	0	50	3	1	9	1	10	8	0	9	1	92	
MILLER, Fraser	0	0	0	0	50	2	0	3	2	4	3	0	6	0	70	
ROBERTS, Andrew	1	4	1	0	78	10	3	6	5	6	11	0	11	0	130	
TRIFFITT, Loueen (Lou)	0	3	5	0	106	3	9	2	7	12	26	0	9	1	175	
ungrouped	2	8	6	0	284	18	13	20	15	32	48	0	35	2	467	
Total formal votes	251	1,188	351	216	47,761	3,146	1,434	4,037	1,843	3,255	6,832	452	5,059	232	74,051	
Informal ballot papers	15	104	26	15	4,146	191	93	240	139	189	232	43	480	16	5,769	
Total ballot papers	266	1,292	377	231	51,907	3,337	1,527	4,277	1,982	3,444	7,064	495	5,539	248	79,820	





Abstracts of the counts

2024 House of Assembly elections

Division of BASS

Distribution of preferences

		Tasmanian Greens							Group B		Jacqui Lambie Network				
		BALL	BARNETT, C	FITTLER	HALL	HENDRY	LAYTON-BENNETT	ROSOL	Total	WALKER	Total	ARMSTRONG	JOHNSON	PENTLAND	Total
Count 1	Primary votes	838	787	441	711	431	665	4,283	8,156	571	571	2,033	1,088	2,409	5,530
Count 2	Votes transferred	1	3	2	2	1	0	4	13	3	3	13	9	13	35
	Progress totals	839	790	443	713	432	665	4,287	8,169	574	574	2,046	1,097	2,422	5,565
Counts 3 to 4	Votes transferred	6	5	2	4	4	6	47	74	27	27	2	2	6	10
	Progress totals	845	795	445	717	436	671	4,334	8,243	601	601	2,048	1,099	2,428	5,575
Counts 5 to 6	Votes transferred	15	15	22	128	-436	24	144	-88	21	21	7	6	8	21
	Progress totals	860	810	467	845	0	695	4,478	8,155	622	622	2,055	1,105	2,436	5,596
Counts 7 to 8	Votes transferred	4	1	0	2		4	1	12	2	2	6	4	3	13
	Progress totals	864	811	467	847		699	4,479	8,167	624	624	2,061	1,109	2,439	5,609
Counts 9 to 10	Votes transferred	3	2	1	8		4	7	25	31	31	13	14	21	48
	Progress totals	867	813	468	855		703	4,486	8,192	655	655	2,074	1,123	2,460	5,657
Counts 11 to 12	Votes transferred	141	152	-468	33		16	28	-98	24	24	13	5	6	24
	Progress totals	1,008	965	0	888		719	4,514	8,094	679	679	2,087	1,128	2,466	5,681
Counts 13 to 14	Votes transferred	22	18		17		15	88	160	-679	-679	52	36	50	138
	Progress totals	1,030	983		905		734	4,602	8,254	0	0	2,139	1,164	2,516	5,819
Counts 15 to 16	Votes transferred	206	70		65		-734	233	-160			30	12	23	65
	Progress totals	1,236	1,053		970		0	4,835	8,094			2,169	1,176	2,539	5,884
Counts 17 to 18	Votes transferred	10	5		2			7	24			16	8	14	38
	Progress totals	1,246	1,058		972			4,842	8,118			2,185	1,184	2,553	5,922
Count 19	Votes transferred	4	11		27			11	53			15	4	11	30
	Progress totals	1,250	1,069		999			4,853	8,171			2,200	1,188	2,564	5,952
Count 20	Votes transferred	0	0		0			0	0			0	0	0	0
	Progress totals	1,250	1,069		999			4,853	8,171			2,200	1,188	2,564	5,952
Count 21	Votes transferred	0	0		1			3	4			1	0	0	1
	Progress totals	1,250	1,069		1,000			4,856	8,175			2,201	1,188	2,564	5,953
Counts 22 to 24	Votes transferred	230	238		-1,000			271	-261			39	37	25	101
	Progress totals	1,480	1,307		0			5,127	7,914			2,240	1,225	2,589	6,054
Counts 25 to 27	Votes transferred	101	83					144	328			62	36	66	164
	Progress totals	1,581	1,390					5,271	8,242			2,302	1,261	2,655	6,218
Counts 28 to 30	Votes transferred	13	9					8	30			501	-1,261	508	-252
	Progress totals	1,594	1,399					5,279	8,272			2,803	0	3,163	5,966
Counts 31 to 33	Votes transferred	564	-1,399					535	-300			46		42	88
	Progress totals	2,158	0					5,814	7,972			2,849		3,205	6,054
Counts 34 to 36	Votes transferred	51						198	249			60		122	182
	Progress totals	2,209						6,012	8,221			2,909		3,327	6,236
Counts 37 to 38	Votes transferred	1						8	9			14		14	28
	Progress totals	2,210						6,020	8,230			2,923		3,341	6,264
Counts 39 to 41	Votes transferred	37						48	85			125		178	303
	Progress totals	2,247						6,068	8,315			3,048		3,519	6,567
Count 42	Votes transferred	31						73	104			42		55	97
	Progress totals	2,278						6,141	8,419			3,090		3,574	6,664
Counts 43 to 44	Votes transferred	1						0	1			0		0	0
	Progress totals	2,279						6,141	8,420			3,090		3,574	6,664
Count 45	Votes transferred	9						42	51			9		27	36
	Progress totals	2,288						6,183	8,471			3,099		3,601	6,700
Counts 46 to 49	Votes transferred	10						22	32			33		49	82
	Progress totals	2,298						6,205	8,503			3,132		3,650	6,782
Counts 50 to 53	Votes transferred	-2,298						1,838	-460			79		77	156
	Progress totals	0						8,043	8,043			3,211		3,727	6,938
Counts 54 to 57	Votes transferred							288	288			319		332	651
	Progress totals							8,331	8,331			3,530		4,059	7,589
Count 58	Votes transferred							31	31			27		43	70
	Progress totals							8,362	8,362			3,557		4,102	7,659
Counts 59 to 60	Votes transferred							2	2			3		6	9
	Progress totals							8,364	8,364			3,560		4,108	7,668
Count 61	Votes transferred							6	6			5		7	12
	Progress totals							8,370	8,370			3,565		4,115	7,680
Count 62	Votes transferred							192	192			488		496	984
	Progress totals							8,562	8,562			4,053		4,611	8,664
Counts 63 to 66	Votes transferred								0			5		5	10
	Progress totals							8,562	8,562			4,058		4,616	8,674
Count 67	Votes transferred							-71	-71			11		15	26
	Progress totals							8,491	8,491			4,069		4,631	8,700
Counts 68 to 73	Votes transferred								0			-4,069		3,155	-914
	Progress totals							8,491	8,491			0		7,786	7,786
Count 74	Votes transferred								0					1,007	1,007
	Progress totals							8,491	8,491					8,793	8,793
Counts 75 to 79	Votes transferred								0						0
	Progress totals							8,491	8,491					8,793	8,793
Count 80	Votes transferred								0					-302	-302
	Total votes							8,491	8,491					8,491	8,491

Quota 8,491

Australian Labor Party							Liberal Party							Animal Justice Party	Group G	Group H	Shooters, Fishers, Farmers TAS	Group J	ungrouped			Exhausted Votes	Loss (Gain) by Fraction	Total Votes	Remarks							
ANDERSON	DHINGRA	FINLAY	GORDON	HINDS	LYONS	O'BYRNE, M	Total	FAIRS	FERGUSON	GATENBY	QUAILE	SLADDEN	TRETHEWIE	WOOD	Total	DAVIS, I	Total	BROWN, Ma	Total	ALEXANDER	Total					FRYDRYCH	Total	DAVENPORT	Total	QUINN	RAZAY	Total
852	443	7,337	1,112	735	1,698	8,073	20,250	5,727	12,292	1,504	1,448	1,747	1,148	1,949	25,815	994	994	436	436	1,518	1,518	1,616	1,616	278	278	1,513	1,247	2,760	0	0	67,924	FERGUSON elected 1
3	0	44	4	8	14	57	130	1,175	-3,801	499	267	408	342	828	-282	10	10	8	8	16	16	21	21	1	1	12	15	27	0	18	67,924	FERGUSON's surplus distributed
855	443	7,381	1,116	743	1,712	8,130	20,380	6,902	8,491	2,003	1,715	2,155	1,490	2,777	25,533	1,004	1,004	444	444	1,534	1,534	1,637	1,637	279	279	1,525	1,262	2,787	0	18	67,924	DAVENPORT excluded
1	0	7	2	2	3	10	25	4		3	4	1	0	3	15	20	20	15	15	29	29	18	18	-279	-279	12	33	45	0	1		
856	443	7,388	1,118	745	1,715	8,140	20,405	6,906	8,491	2,006	1,719	2,156	1,490	2,780	25,548	1,024	1,024	459	459	1,563	1,563	1,655	1,655	0	0	1,537	1,295	2,832	0	19	67,924	HENDRY excluded
1	1	3	2	2	3	11	23	0		0	0	3	1	2	6	7	7	1	1	2	2	2	2			4	0	4	0	1		
857	444	7,391	1,120	747	1,718	8,151	20,428	6,906	8,491	2,006	1,719	2,159	1,491	2,782	25,554	1,031	1,031	460	460	1,565	1,565	1,657	1,657			1,541	1,295	2,836	0	20	67,924	DHINGRA excluded
23	-444	44	150	18	13	138	-58	7		0	3	1	4	2	17	8	8	2	2	0	0	1	1			1	2	3	0	0		
880	0	7,435	1,270	765	1,731	8,289	20,370	6,913	8,491	2,006	1,722	2,160	1,495	2,784	25,571	1,039	1,039	462	462	1,565	1,565	1,658	1,658			1,542	1,297	2,839	0	20	67,924	BROWN, Ma excluded
3		17	6	2	7	13	48	15		4	13	55	3	10	100	20	20	-462	-462	127	127	15	15			15	29	44	0	4		
883		7,452	1,276	767	1,738	8,302	20,418	6,928	8,491	2,010	1,735	2,215	1,498	2,794	25,671	1,059	1,059	0	0	1,692	1,692	1,673	1,673			1,557	1,326	2,883	0	24	67,924	FITTLER excluded
0		7	3	11	2	2	25	3		2	0	1	0	0	6	11	11			0	0	4	4			1	1	2	0	2		
883		7,459	1,279	778	1,740	8,304	20,443	6,931	8,491	2,012	1,735	2,216	1,498	2,794	25,677	1,070	1,070			1,692	1,692	1,677	1,677			1,558	1,327	2,885	0	26	67,924	WALKER excluded
6		25	7	2	12	41	93	16		7	8	11	6	9	57	37	37			85	85	28	28			15	64	79	0	2		
889		7,484	1,286	780	1,752	8,345	20,536	6,947	8,491	2,019	1,743	2,227	1,504	2,803	25,734	1,107	1,107			1,777	1,777	1,705	1,705			1,573	1,391	2,964	0	28	67,924	LAYTON-BENNETT excluded
3		14	12	2	5	17	53	1		1	2	1	3	0	8	12	12			5	5	10	10			3	4	7	0	0		
892		7,498	1,298	782	1,757	8,362	20,589	6,948	8,491	2,020	1,745	2,228	1,507	2,803	25,742	1,119	1,119			1,782	1,782	1,715	1,715			1,576	1,395	2,971	0	28	67,924	HINDS excluded
35		118	176	-782	207	108	-138	16		6	8	2	1	4	37	13	13			2	2	6	6			5	5	10	0	8		
927		7,616	1,474	0	1,964	8,470	20,451	6,964	8,491	2,026	1,753	2,230	1,508	2,807	25,779	1,132	1,132			1,784	1,784	1,721	1,721			1,581	1,400	2,981	0	36	67,924	ANDERSON part excluded
-924		145	242		219	175	-143	6		2	15	5	2	5	35	9	9			4	4	8	8			2	2	4	0	0		
3		7,761	1,716		2,183	8,645	20,308	6,970	8,491	2,028	1,768	2,235	1,510	2,812	25,814	1,141	1,141			1,788	1,788	1,729	1,729			1,583	1,402	2,985	0	36	67,924	O'BYRNE, M elected 2
-3		0	0		0	0	-3	0		0	0	0	0	0	0	0	0			0	0	0	0			0	0	0	0	3		
0		7,761	1,716		2,183	8,645	20,305	6,970	8,491	2,028	1,768	2,235	1,510	2,812	25,814	1,141	1,141			1,788	1,788	1,729	1,729			1,583	1,402	2,985	0	39	67,924	ANDERSON fully excluded
		69	39		26	-154	-20	0		0	1	0	0	1	2	3	3			0	0	0	0			0	0	0	0	10		
		7,830	1,755		2,209	8,491	20,285	6,970	8,491	2,028	1,769	2,235	1,510	2,813	25,816	1,144	1,144			1,788	1,788	1,729	1,729			1,583	1,402	2,985	0	49	67,924	HALL excluded
		21	21		15		57	4		3	11	6	2	4	30	23	23			9	9	17	17			3	18	21	0	3		
		7,851	1,776		2,224	8,491	20,342	6,974	8,491	2,031	1,780	2,241	1,512	2,817	25,846	1,167	1,167			1,797	1,797	1,746	1,746			1,586	1,420	3,006	0	52	67,924	DAVIS, I excluded
		73	26		34		133	21		14	16	18	16	17	102	-1,167	-1,167			152	152	203	203			31	47	78	0	7		
		7,924	1,802		2,258	8,491	20,475	6,995	8,491	2,045	1,796	2,259	1,528	2,834	25,948	0	0			1,949	1,949	1,949	1,949			1,617	1,467	3,084	0	59	67,924	JOHNSON excluded
		42	13		22		77	21		10	11	18	9	6	75					14	14	32	32			8	7	15	5	4		
		7,966	1,815		2,280	8,491	20,552	7,016	8,491	2,055	1,807	2,277	1,537	2,840	26,023					1,963	1,963	1,981	1,981			1,625	1,474	3,099	5	63	67,924	BARNETT excluded
		44	11		49		104	6		23	4	8	3	7	51					14	14	20	20			5	12	17	3	3		
		8,010	1,826		2,329	8,491	20,656	7,022	8,491	2,078	1,811	2,285	1,540	2,847	26,074					1,977	1,977	2,001	2,001			1,630	1,486	3,116	8	66	67,924	RAZAY excluded
		135	62		73		270	90		32	27	56	33	48	286					174	174	85	85			230	-1,486	-1,256	5	5		
		8,145	1,888		2,402	8,491	20,926	7,112	8,491	2,110	1,838	2,341	1,573	2,895	26,360					2,151	2,151	2,086	2,086			1,860	0	1,860	13	71	67,924	TRETHEWIE excluded
		24	20		9		53	306		292	138	273	-1,573	437	-127					13	13	18	18			2	2	0	0	4		
		8,169	1,908		2,411	8,491	20,979	7,418	8,491	2,402	1,976	2,614	0	3,332	26,233					2,164	2,164	2,104	2,104			1,862	1,862	13	75	67,924	QUINN excluded	
		218	41		89		348	229		43	44	34		56	406					182	182	531	531			-1,862	-1,862	6	1			
		8,387	1,949		2,500	8,491	21,327	7,647	8,491	2,445	2,020	2,648		3,388	26,639					2,346	2,346	2,635	2,635			0	0	19	76	67,924	GORDON part excluded	
		976	-1,906		531		-399	25		17	22	29		17	110					35	35	39	39					14	0			
		9,363	43		3,031	8,491	20,928	7,672	8,491	2,462	2,042	2,677		3,405	26,749					2,381	2,381	2,674	2,674					33	76	67,924	FINLAY elected 3	
		-43			33		-10	1		0	0	0		1	2					0	0	0	0					2	5			
		9,363	0		3,064	8,491	20,918	7,673	8,491	2,462	2,042	2,677		3,406	26,751					2,381	2,381	2,674	2,674					35	81	67,924	FINLAY's surplus distributed	
		-872			702		-170	13		2	9	3		15	42					7	7	6	6					21	7			
		8,491			3,766	8,491	20,748	7,686	8,491	2,464	2,051	2,680		3,421	26,793					2,388	2,388	2,680	2,680					56	88	67,924	QUAILE excluded	
					36		36	498		367	-2,051	498		445	-243					37	37	36	36					13	7			
		8,491			3,802	8,491	20,784	8,184	8,491	2,831	0	3,178		3,866	26,550					2,425	2,425	2,716	2,716					69	95	67,924	BALL excluded	
					55		55	38		10		17		22	87					44	44	32	32					84	2			
		8,491			3,857	8,491	20,839	8,222	8,491	2,841		3,195		3,888	26,637					2,469	2,469	2,748	2,748					153	97	67,924	ALEXANDER excluded	
					223		223	128		70		354		122																		

Division of BRADDON Distribution of preferences

		Jacqui Lambie Network				Australian Labor Party							
		BESWICK	CUTTS	REDGRAVE	Total	BROAD	DIPROSE	DOW	FACEY	KIDD	LUKE	LYNCH	Total
Count 1	Primary votes	2,951	2,352	2,776	8,079	4,589	1,504	5,816	1,319	969	1,017	2,319	17,533
Count 2	Votes transferred	46	48	49	143	96	24	81	12	12	15	25	265
	Total votes	2,997	2,400	2,825	8,222	4,685	1,528	5,897	1,331	981	1,032	2,344	17,798
Count 3	Votes transferred	1	1	2	4	3	0	2	0	0	0	0	5
	Total votes	2,998	2,401	2,827	8,226	4,688	1,528	5,899	1,331	981	1,032	2,344	17,803
Counts 4 to 6	Votes transferred	4	2	1	7	3	1	1	1	0	0	0	6
	Total votes	3,002	2,403	2,828	8,233	4,691	1,529	5,900	1,332	981	1,032	2,344	17,809
Counts 7 to 9	Votes transferred	6	2	5	13	2	0	5	2	2	1	1	13
	Total votes	3,008	2,405	2,833	8,246	4,693	1,529	5,905	1,334	983	1,033	2,345	17,822
Counts 10 to 12	Votes transferred	9	1	4	14	1	3	6	1	1	2	7	21
	Total votes	3,017	2,406	2,837	8,260	4,694	1,532	5,911	1,335	984	1,035	2,352	17,843
Counts 13 to 14	Votes transferred	3	4	2	9	0	0	11	2	2	0	1	16
	Total votes	3,020	2,410	2,839	8,269	4,694	1,532	5,922	1,337	986	1,035	2,353	17,859
Counts 15 to 17	Votes transferred	4	5	4	13	6	6	3	0	1	0	0	16
	Total votes	3,024	2,415	2,843	8,282	4,700	1,538	5,925	1,337	987	1,035	2,353	17,875
Counts 18 to 19	Votes transferred	5	5	6	16	5	3	1	14	1	1	5	30
	Total votes	3,029	2,420	2,849	8,298	4,705	1,541	5,926	1,351	988	1,036	2,358	17,905
Counts 20 to 22	Votes transferred	3	2	7	12	0	1	5	0	1	0	2	9
	Total votes	3,032	2,422	2,856	8,310	4,705	1,542	5,931	1,351	989	1,036	2,360	17,914
Counts 23 to 24	Votes transferred	10	2	8	20	4	1	3	2	4	0	4	18
	Total votes	3,042	2,424	2,864	8,330	4,709	1,543	5,934	1,353	993	1,036	2,364	17,932
Counts 25 to 27	Votes transferred	12	6	7	25	7	16	7	2	6	0	5	43
	Total votes	3,054	2,430	2,871	8,355	4,716	1,559	5,941	1,355	999	1,036	2,369	17,975
Counts 28 to 30	Votes transferred	17	4	14	35	7	5	4	1	3	2	8	30
	Total votes	3,071	2,434	2,885	8,390	4,723	1,564	5,945	1,356	1,002	1,038	2,377	18,005
Counts 31 to 33	Votes transferred	16	15	15	46	79	91	152	242	-1,002	210	91	-137
	Total votes	3,087	2,449	2,900	8,436	4,802	1,655	6,097	1,598	0	1,248	2,468	17,868
Counts 34 to 36	Votes transferred	91	51	50	192	21	27	27	29		7	14	125
	Total votes	3,178	2,500	2,950	8,628	4,823	1,682	6,124	1,627		1,255	2,482	17,993
Counts 37 to 39	Votes transferred	34	12	17	63	13	9	10	13		22	4	71
	Total votes	3,212	2,512	2,967	8,691	4,836	1,691	6,134	1,640		1,277	2,486	18,064
Counts 40 to 42	Votes transferred	20	29	23	72	362	257	140	249		-1,277	109	-160
	Total votes	3,232	2,541	2,990	8,763	5,198	1,948	6,274	1,889		0	2,595	17,904
Counts 43 to 45	Votes transferred	34	14	12	60	22	10	13	8			10	63
	Total votes	3,266	2,555	3,002	8,823	5,220	1,958	6,287	1,897			2,605	17,967
Counts 46 to 48	Votes transferred	23	14	11	48	22	13	37	10			11	93
	Total votes	3,289	2,569	3,013	8,871	5,242	1,971	6,324	1,907			2,616	18,060
Counts 49 to 51	Votes transferred	98	97	95	290	120	34	93	21			18	286
	Total votes	3,387	2,666	3,108	9,161	5,362	2,005	6,417	1,928			2,634	18,346
Counts 52 to 54	Votes transferred	43	35	25	103	387	594	528	-1,928			161	-258
	Total votes	3,430	2,701	3,133	9,264	5,749	2,599	6,945	0			2,795	18,088
Counts 55 to 57	Votes transferred	182	196	192	570	130	71	86				66	353
	Total votes	3,612	2,897	3,325	9,834	5,879	2,670	7,031				2,861	18,441
Counts 58 to 60	Votes transferred	73	45	60	178	786	-2,670	1,043				461	-380
	Total votes	3,685	2,942	3,385	10,012	6,665	0	8,074				3,322	18,061
Counts 61 to 63	Votes transferred	1,091	-2,942	1,170	-681	109		127				69	305
	Total votes	4,776	0	4,555	9,331	6,774		8,201				3,391	18,366
Count 64	Votes transferred	108		100	208	1,077		1,624				-3,352	-651
	Total votes	4,884		4,655	9,539	7,851		9,825				39	17,715
Counts 65 to 66	Votes transferred	1		3	4	12						-39	-27
	Total votes	4,885		4,658	9,543	7,863		9,825				0	17,688
Count 67	Votes transferred	22		22	44	796		-950					-154
	Total votes	4,907		4,680	9,587	8,659		8,875					17,534
Counts 68 to 70	Votes transferred	101		97	198	142							142
	Total votes	5,008		4,777	9,785	8,801		8,875					17,676
Count 71	Votes transferred	1		1	2	1							1
	Total votes	5,009		4,778	9,787	8,802		8,875					17,677
Count 72	Votes transferred	2		3	5	6							6
	Total votes	5,011		4,781	9,792	8,808		8,875					17,683
Count 73	Votes transferred	3,717		-4,650	-933	276							276
	Total votes	8,728		131	8,859	9,084		8,875					17,959
Counts 74 to 77	Votes transferred	71		-131	-60								0
	Total votes	8,799		0	8,799	9,084		8,875					17,959
Count 78	Votes transferred	57			57	-209							-209
	Total votes	8,856			8,856	8,875		8,875					17,750
Count 79	Votes transferred	1,125			1,125								0
	Total votes	9,981			9,981	8,875		8,875					17,750
Counts 80 to 84	Votes transferred				0								0
	Total votes	9,981			9,981	8,875		8,875					17,750
Count 85	Votes transferred				-1,106								0
	Total votes	8,875			8,875	8,875		8,875					17,750

PLEASE FOLD OUT ►

Quota 8,875

Liberal Party					Tasmanian Greens										Animal Justice Party	Shooters, Fishers, Farmers TAS			Group G	ungrouped							Remarks						
ELLIS	FABIAN	JAENSCH	LAIDLER	MEAD	ROCKLIFF	SIMPSON	Total	BRIGGS	KERSEY	LOVELL	McLOUGHLIN	MORROW	WARD	WILDEN	Total	KING	Total	JONES, B	MARSHALL	SWANSON	Total	GARLAND	Total	BURNETT	COURTNEY	FRESHNEY	HAMER	Total	Exhausted Votes	Loss (Gain) by Fraction	Total Votes	Remarks	
5,163	858	2,704	787	1,467	19,572	1,852	32,403	2,493	411	364	357	314	403	359	4,701	866	866	706	890	452	2,048	3,638	3,638	127	168	1,281	149	1,725	0	0	70,993	ROCKLIFF elected 1 ROCKLIFF's surplus distributed	
4,093	394	3,104	523	1,019	-10,697	873	-691	24	4	3	7	3	4	8	53	24	24	27	33	9	69	48	48	1	2	69	3	75	0	14	70,993	ELLIS elected 2 ELLIS' surplus distributed	
9,256	1,252	5,808	1,310	2,486	8,875	2,725	31,712	2,517	415	367	364	317	407	367	4,754	890	890	733	923	461	2,117	3,686	3,686	128	170	1,350	152	1,800	0	14	70,993	BURNETT excluded	
-381	36	195	22	55	8,875	45	-28	0	0	0	0	0	0	0	0	0	0	1	0	0	1	1	1	0	0	2	0	2	0	15	70,993	HAMER excluded	
8,875	1,288	6,003	1,332	2,541	8,875	2,770	31,684	2,517	415	367	364	317	407	367	4,754	890	890	734	923	461	2,118	3,687	3,687	128	170	1,352	152	1,802	0	29	70,993	COURTNEY excluded	
8,875	0	1	0	0	8,875	0	1	3	1	1	1	2	2	1	11	3	3	1	2	0	3	28	28	-128	26	15	27	-60	0	1	70,993	MORROW excluded	
8,875	1,288	6,004	1,332	2,541	8,875	2,770	31,685	2,520	416	368	365	319	409	368	4,765	893	893	735	925	461	2,121	3,715	3,715	0	196	1,367	179	1,742	0	30	70,993	SWANSON excluded	
8,875	6	8	1	2	8,875	2	19	0	1	2	1	0	0	0	4	4	4	6	7	8	21	20	20	44	39	-179	-96	0	2	70,993	WILDEN excluded		
8,875	1,294	6,012	1,333	2,543	8,875	2,772	31,704	2,520	417	370	366	319	409	368	4,769	897	897	741	932	469	2,142	3,735	3,735	240	1,406	0	1,646	0	32	70,993	COURTNEY excluded		
8,875	0	0	1	0	8,875	2	3	11	1	3	1	2	0	1	19	9	9	7	3	7	17	54	54	-240	103	-137	0	0	0	70,993	MORROW excluded		
8,875	1,294	6,012	1,334	2,543	8,875	2,774	31,707	2,531	418	373	367	321	409	369	4,788	906	906	748	935	476	2,159	3,789	3,789	0	1,509	0	1,509	0	32	70,993	WILDEN excluded		
8,875	1	0	4	1	8,875	1	7	98	28	29	75	-321	26	18	-47	5	5	0	1	2	3	5	5	0	0	0	0	0	0	2	70,993	LOVELL excluded	
8,875	1,295	6,012	1,338	2,544	8,875	2,775	31,714	2,629	446	402	442	0	435	387	4,741	911	911	748	936	478	2,162	3,794	3,794	1,509	0	1,509	0	34	70,993	SWANSON excluded			
8,875	0	3	1	3	8,875	0	7	131	21	19	21	107	-387	-88	9	9	1	2	1	4	6	6	0	0	0	29	4	0	0	1	70,993	LOVELL excluded	
8,875	1,295	6,015	1,339	2,547	8,875	2,775	31,721	2,760	467	421	463	542	0	4,653	920	920	749	938	479	2,166	3,800	3,800	1,509	0	1,509	29	38	0	1	70,993	LOVELL excluded		
8,875	0	0	1	1	8,875	5	7	39	153	-421	115	37	0	-77	10	10	2	4	2	8	3	3	2	2	0	2	0	1	0	1	70,993	LOVELL excluded	
8,875	1,295	6,015	1,340	2,548	8,875	2,780	31,728	2,799	620	0	578	579	0	4,576	930	930	751	942	481	2,174	3,803	3,803	1,511	0	1,511	29	39	0	3	70,993	SWANSON excluded		
8,875	3	5	2	4	8,875	2	16	4	3	0	0	4	0	11	13	13	204	199	-481	-78	11	11	3	3	0	3	0	3	0	3	70,993	SWANSON excluded	
8,875	1,298	6,020	1,342	2,552	8,875	2,782	31,744	2,803	623	0	578	583	0	4,587	943	943	955	1,141	0	2,096	3,814	3,814	1,514	0	1,514	29	42	0	4	70,993	McLOUGHLIN excluded		
8,875	3	3	2	0	8,875	5	13	74	120	-578	296	5	-88	18	18	18	2	4	0	6	5	5	4	4	0	4	0	4	0	4	70,993	McLOUGHLIN excluded	
8,875	1,301	6,023	1,344	2,552	8,875	2,787	31,757	2,877	743	0	0	879	0	4,499	961	961	957	1,145	0	2,102	3,819	3,819	1,518	0	1,518	29	46	0	1	70,993	KERSEY excluded		
8,875	5	1	2	6	8,875	3	17	352	-743	0	0	261	0	-130	25	25	5	1	0	6	11	11	2	2	0	2	0	1	0	1	70,993	KERSEY excluded	
8,875	1,306	6,024	1,346	2,558	8,875	2,790	31,774	3,229	0	0	0	1,140	0	4,369	986	986	962	1,146	0	2,108	3,830	3,830	1,520	0	1,520	29	47	0	6	70,993	JONES, B excluded		
8,875	6	8	8	8	8,875	3	33	4	0	0	0	0	0	4	21	21	-962	789	0	-173	30	30	14	14	0	14	0	6	0	6	70,993	JONES, B excluded	
8,875	1,312	6,032	1,354	2,566	8,875	2,793	31,807	3,233	0	0	0	1,140	0	4,373	1,007	1,007	0	1,935	0	1,935	3,860	3,860	1,534	0	1,534	29	53	0	4	70,993	KIDD excluded		
8,875	8	10	7	8	8,875	11	44	8	0	0	0	1	0	9	13	13	0	6	0	6	12	12	3	3	0	3	0	4	0	4	70,993	KIDD excluded	
8,875	1,320	6,042	1,361	2,574	8,875	2,804	31,851	3,241	0	0	0	1,141	0	4,382	1,020	1,020	0	1,941	0	1,941	3,872	3,872	1,537	0	1,537	29	57	0	6	70,993	KING excluded		
8,875	11	21	20	10	8,875	27	89	129	0	0	0	107	0	236	-1,020	-1,020	0	175	0	175	140	140	55	55	2	55	2	6	0	6	70,993	KING excluded	
8,875	1,331	6,063	1,381	2,584	8,875	2,831	31,940	3,370	0	0	0	1,248	0	4,618	0	0	0	2,116	0	2,116	4,012	4,012	1,592	0	1,592	31	63	0	2	70,993	WARD excluded		
8,875	4	3	9	5	8,875	7	28	1,031	0	0	0	-1,248	0	-217	0	0	0	5	0	5	26	26	7	7	15	7	15	2	0	2	70,993	WARD excluded	
8,875	1,335	6,066	1,390	2,589	8,875	2,838	31,968	4,401	0	0	0	0	0	4,401	2,121	2,121	2,121	4,038	0	2,121	4,038	4,038	1,599	0	1,599	46	65	0	3	70,993	LUKE excluded		
8,875	4	8	8	9	8,875	5	34	16	0	0	0	0	0	16	8	8	8	20	0	8	20	20	7	7	0	7	0	3	0	3	70,993	LUKE excluded	
8,875	1,339	6,074	1,398	2,598	8,875	2,843	32,002	4,417	0	0	0	0	0	4,417	2,129	2,129	2,129	4,058	0	2,129	4,058	4,058	1,606	0	1,606	46	68	0	7	70,993	FABIAN excluded		
8,875	-1,339	476	111	202	8,875	364	-186	14	0	0	0	0	0	14	14	14	14	17	0	14	17	17	10	10	1	7	0	7	0	7	70,993	FABIAN excluded	
8,875	0	6,550	1,509	2,800	8,875	3,207	31,816	4,431	0	0	0	0	0	4,431	2,143	2,143	2,143	4,075	0	2,143	4,075	4,075	1,616	0	1,616	47	75	0	4	70,993	LAIDLER excluded		
8,875	470	-1,509	595	0	8,875	242	-202	9	0	0	0	0	0	9	23	23	23	15	0	23	15	15	5	5	5	5	4	0	4	0	4	70,993	LAIDLER excluded
8,875	7,020	0	3,395	8,875	3,449	31,614	4,440	0	0	0	0	0	0	4,440	2,166	2,166	2,166	4,090	0	2,166	4,090	4,090	1,621	0	1,621	52	79	0	5	70,993	FRESHNEY excluded		
8,875	163	0	170	0	8,875	66	399	118	0	0	0	0	0	118	154	154	154	354	0	154	354	354	-1,621	-1,621	15	5	0	5	0	5	70,993	FRESHNEY excluded	
8,875	7,183	0	3,565	8,875	3,515	32,013	4,558	0	0	0	0	0	0	4,558	2,320	2,320	2,320	4,444	0	2,320	4,444	4,444	0	0	0	0	67	84	0	2	70,993	FACEY excluded	
8,875	21	0	14	0	8,875	35	70	16	0	0	0	0	0	16	23	23	23	29	0	23	29	29	15	15	2	15	2	0	2	0	2	70,993	FACEY excluded
8,875	7,204	0	3,579	8,875	3,550	32,083	4,574	0	0	0																							

Division of CLARK

Distribution of preferences

		Australian Labor Party							Liberal Party								
		BENSON	DAVIS, S	HADDAD	KAMARA	PRINCE	WALLACE	WILLIE	Total	ALDERGHAM	ATTERBURY	BEHRAKIS	GOURLAY	OGILVIE	SEARLE	VERMEY	Total
Count 1	Primary votes	1,929	852	6,944	1,689	1,441	850	5,670	19,375	878	800	5,168	1,434	4,623	828	3,513	17,244
Count 2	Votes transferred	0	0	2	0	0	1	1	4	0	0	0	0	0	0	1	1
	Total votes	1,929	852	6,946	1,689	1,441	851	5,671	19,379	878	800	5,168	1,434	4,623	828	3,514	17,245
Count 3	Votes transferred	2	0	2	3	1	0	1	9	0	0	0	0	0	0	0	0
	Total votes	1,931	852	6,948	1,692	1,442	851	5,672	19,388	878	800	5,168	1,434	4,623	828	3,514	17,245
Count 4	Votes transferred	1	0	4	0	0	0	2	7	0	0	1	1	1	0	1	4
	Total votes	1,932	852	6,952	1,692	1,442	851	5,674	19,395	878	800	5,169	1,435	4,624	828	3,515	17,249
Count 5	Votes transferred	0	2	3	1	1	0	1	8	0	1	0	0	1	1	0	3
	Total votes	1,932	854	6,955	1,693	1,443	851	5,675	19,403	878	801	5,169	1,435	4,625	829	3,515	17,252
Count 6	Votes transferred	0	1	8	2	1	1	2	15	0	2	1	1	0	1	4	9
	Total votes	1,932	855	6,963	1,695	1,444	852	5,677	19,418	878	803	5,170	1,436	4,625	830	3,519	17,261
Count 7	Votes transferred	1	2	2	5	0	0	2	12	1	2	1	5	2	0	2	13
	Total votes	1,933	857	6,965	1,700	1,444	852	5,679	19,430	879	805	5,171	1,441	4,627	830	3,521	17,274
Count 8	Votes transferred	2	2	9	1	1	1	7	23	2	2	2	1	5	0	3	15
	Total votes	1,935	859	6,974	1,701	1,445	853	5,686	19,453	881	807	5,173	1,442	4,632	830	3,524	17,289
Count 9	Votes transferred	4	3	6	2	2	1	5	23	0	2	2	1	2	1	0	8
	Total votes	1,939	862	6,980	1,703	1,447	854	5,691	19,476	881	809	5,175	1,443	4,634	831	3,524	17,297
Count 10	Votes transferred	0	0	4	1	3	0	19	27	0	0	1	0	1	0	0	2
	Total votes	1,939	862	6,984	1,704	1,450	854	5,710	19,503	881	809	5,176	1,443	4,635	831	3,524	17,299
Count 11	Votes transferred	5	0	11	4	2	3	3	28	0	0	3	1	0	4	1	9
	Total votes	1,944	862	6,995	1,708	1,452	857	5,713	19,531	881	809	5,179	1,444	4,635	835	3,525	17,308
Count 12	Votes transferred	0	1	8	2	4	8	3	26	163	-809	65	191	140	116	67	-67
	Total votes	1,944	863	7,003	1,710	1,456	865	5,716	19,557	1,044	0	5,244	1,635	4,775	951	3,592	17,241
Count 13	Votes transferred	89	-863	120	186	187	58	94	-129	6		31	6	12	0	9	64
	Total votes	2,033	0	7,123	1,896	1,643	923	5,810	19,428	1,050		5,275	1,641	4,787	951	3,601	17,305
Count 14	Votes transferred	4		12	7	4	15	7	49	1		2	2	3	3	2	13
	Total votes	2,037		7,135	1,903	1,647	938	5,817	19,477	1,051		5,277	1,643	4,790	954	3,603	17,318
Count 15	Votes transferred	27		35	26	17	26	61	192	19		45	32	45	10	51	202
	Total votes	2,064		7,170	1,929	1,664	964	5,878	19,669	1,070		5,322	1,675	4,835	964	3,654	17,520
Count 16	Votes transferred	246		280	60	147	-964	96	-135	10		9	4	17	0	7	47
	Total votes	2,310		7,450	1,989	1,811	0	5,974	19,534	1,080		5,331	1,679	4,852	964	3,661	17,567
Count 17	Votes transferred	2		12	17	3		6	40	62		137	230	339	-964	97	-99
	Total votes	2,312		7,462	2,006	1,814		5,980	19,574	1,142		5,468	1,909	5,191	0	3,758	17,468
Count 18	Votes transferred	5		64	5	5		16	95	6		3	5	5		4	23
	Total votes	2,317		7,526	2,011	1,819		5,996	19,669	1,148		5,471	1,914	5,196		3,762	17,491
Count 19	Votes transferred	10		34	13	7		19	83	-1,148		330	110	398		156	-154
	Total votes	2,327		7,560	2,024	1,826		6,015	19,752	0		5,801	2,024	5,594		3,918	17,337
Count 20	Votes transferred	11		36	16	10		29	102			229	51	155		131	566
	Total votes	2,338		7,596	2,040	1,836		6,044	19,854			6,030	2,075	5,749		4,049	17,903
Count 21	Votes transferred	44		93	41	46		67	291			27	25	40		24	116
	Total votes	2,382		7,689	2,081	1,882		6,111	20,145			6,057	2,100	5,789		4,073	18,019
Count 22	Votes transferred	544		518	277	-1,882		256	-287			24	12	32		32	100
	Total votes	2,926		8,207	2,358	0		6,367	19,858			6,081	2,112	5,821		4,105	18,119
Count 23	Votes transferred	64		-256	56			76	-60			2	0	7		2	11
	Total votes	2,990		7,951	2,414			6,443	19,798			6,083	2,112	5,828		4,107	18,130
Count 24	Votes transferred	31			20			25	76			5	4	7		4	20
	Total votes	3,021		7,951	2,434			6,468	19,874			6,088	2,116	5,835		4,111	18,150
Count 25	Votes transferred	0			0			0	0			0	0	0		0	0
	Total votes	3,021		7,951	2,434			6,468	19,874			6,088	2,116	5,835		4,111	18,150
Count 26	Votes transferred	1			0			1	2			0	0	0		0	0
	Total votes	3,022		7,951	2,434			6,469	19,876			6,088	2,116	5,835		4,111	18,150
Counts 27 to 29	Votes transferred	28			15			34	77			735	-2,116	512		688	-181
	Total votes	3,050		7,951	2,449			6,503	19,953			6,823	0	6,347		4,799	17,969
Counts 30 to 32	Votes transferred	60			70			139	269			65		83		83	231
	Total votes	3,110		7,951	2,519			6,642	20,222			6,888		6,430		4,882	18,200
Counts 33 to 35	Votes transferred	617			-2,519			1,220	-682			70		67		47	184
	Total votes	3,727		7,951	0			7,862	19,540			6,958		6,497		4,929	18,384
Count 36	Votes transferred	-3,645						2,883	-762			94		68		64	226
	Total votes	82		7,951				10,745	18,778			7,052		6,565		4,993	18,610
Counts 37 to 38	Votes transferred	-82							-82			0		2		0	2
	Total votes	0		7,951				10,745	18,696			7,052		6,567		4,993	18,612
Count 39	Votes transferred							-2,794	-2,794			70		75		63	208
	Total votes			7,951				7,951	15,902			7,122		6,642		5,056	18,820
Count 40	Votes transferred								0			292		373		297	962
	Total votes			7,951				7,951	15,902			7,414		7,015		5,353	19,782
Counts 41 to 43	Votes transferred								0			10		10		6	26
	Total votes			7,951				7,951	15,902			7,424		7,025		5,359	19,808
Count 44	Votes transferred								0			124		160		126	410
	Total votes			7,951				7,951	15,902			7,548		7,185		5,485	20,218
Count 45	Votes transferred								0			26		36		57	119
	Total votes			7,951				7,951	15,902			7,574		7,221		5,542	20,337

PLEASE FOLD OUT ►

Quota 7,951

Animal Justice Party	Local Network (LN)					Group E		Tasmanian Greens							Group G		Shooters, Fishers, Farmers TAS		Group I		Group J		ungrouped			Total Votes	Remarks						
	DAVIES	Total	CAMPBELL, S	FORMBY	NUNN	ZOLLNER	Total	JOHNSTON	Total	BAYLEY	BURNET	HOARE	JONES, P	SHELLEY	VOLF	ZALOTOCKY	Total	HICKEY	Total	BENNETT	PICKIN	Total	LOHBERGER	Total	ELLIOT			Total	FORSTER	TRIFFITT, A	VOGEL	Total	Exhausted Votes
1,088	1,088	112	129	147	88	476	4,925	4,925	6,313	3,422	545	821	1,076	629	459	13,265	3,117	3,117	408	521	929	1,702	1,702	1,160	1,160	70	90	162	322	0	0	63,603	First preferences
1	1	0	0	0	0	0	2	2	1	0	0	0	1	0	0	2	4	4	2	2	4	3	3	7	7	-70	17	25	-28	0	0	63,603	FORSTER excluded
1,089	1,089	112	129	147	88	476	4,927	4,927	6,314	3,422	545	821	1,077	629	459	13,267	3,121	3,121	410	523	933	1,705	1,705	1,167	1,167	0	107	187	294	0	0	63,603	ZOLLNER excluded
6	6	24	23	4	-88	-37	7	7	1	3	0	1	3	0	0	8	1	1	1	0	1	0	0	0	0	1	4	5	0	0	0	63,603	TRIFFITT, A excluded
1,095	1,095	136	152	151	0	439	4,934	4,934	6,315	3,425	545	822	1,080	629	459	13,275	3,122	3,122	411	523	934	1,705	1,705	1,167	1,167	108	191	299	0	0	63,603	TRIFFITT, A excluded	
4	4	0	1	1	0	2	3	3	2	3	1	3	2	2	2	15	5	5	3	2	5	5	5	8	8	-108	50	-58	0	0	63,603	CAMPBELL, S excluded	
1,099	1,099	136	153	152	0	441	4,937	4,937	6,317	3,428	546	825	1,082	631	461	13,290	3,127	3,127	414	525	939	1,710	1,710	1,175	1,175	0	241	241	0	0	63,603	FORMBY excluded	
3	3	-136	38	40	0	-58	13	13	5	3	8	1	2	3	3	25	2	2	1	1	2	2	2	0	0	0	0	0	0	0	0	63,603	VOGEL excluded
1,102	1,102	0	191	192	0	383	4,950	4,950	6,322	3,431	554	826	1,084	634	464	13,315	3,129	3,129	415	526	941	1,712	1,712	1,175	1,175	241	241	0	0	0	63,603	VOGEL excluded	
5	5	-191	76	0	0	-115	18	18	15	6	0	2	1	3	1	28	4	4	4	1	5	12	12	1	1	18	18	0	0	0	0	63,603	VOGEL excluded
1,107	1,107	0	268	0	0	268	4,968	4,968	6,337	3,437	554	828	1,085	637	465	13,343	3,133	3,133	419	527	946	1,724	1,724	1,176	1,176	259	259	0	0	0	63,603	VOGEL excluded	
9	9	0	13	0	0	13	44	44	16	14	1	3	5	2	3	44	21	21	6	4	10	39	39	54	54	-259	-259	0	0	0	63,603	NUNN excluded	
1,116	1,116	0	281	0	0	281	5,012	5,012	6,353	3,451	555	831	1,090	639	468	13,387	3,154	3,154	425	531	956	1,763	1,763	1,230	1,230	0	0	0	0	0	63,603	NUNN excluded	
32	32	0	-281	0	0	-281	43	43	29	24	7	13	12	5	2	92	27	27	13	6	19	19	19	6	6	0	0	0	0	0	63,603	NUNN excluded	
1,148	1,148	0	0	0	0	0	5,055	5,055	6,382	3,475	562	844	1,102	644	470	13,479	3,181	3,181	438	537	975	1,782	1,782	1,236	1,236	0	0	0	0	0	63,603	BENNETT excluded	
5	5	0	0	0	0	0	3	3	2	0	1	3	1	1	0	8	6	6	-438	379	-59	2	2	4	4	0	0	0	0	0	0	63,603	BENNETT excluded
1,153	1,153	0	0	0	0	0	5,058	5,058	6,384	3,475	563	847	1,103	645	470	13,487	3,187	3,187	0	916	916	1,784	1,784	1,240	1,240	0	0	0	0	0	0	63,603	ZALOTOCKY excluded
5	5	0	0	0	0	0	6	6	172	177	12	11	23	25	-470	-50	7	7	0	0	2	2	1	1	0	0	0	0	0	0	0	63,603	ZALOTOCKY excluded
1,158	1,158	0	0	0	0	0	5,064	5,064	6,556	3,652	575	858	1,126	670	0	13,437	3,194	3,194	916	916	1,786	1,786	1,241	1,241	0	0	0	0	0	0	0	63,603	HOARE excluded
8	8	0	0	0	0	0	13	13	34	56	-575	23	202	197	-63	2	2	2	0	0	3	3	0	0	0	0	0	0	0	0	0	63,603	HOARE excluded
1,166	1,166	0	0	0	0	0	5,077	5,077	6,590	3,708	0	881	1,328	867	0	13,374	3,196	3,196	916	916	1,789	1,789	1,241	1,241	0	0	0	0	0	0	0	63,603	ATTERBURY excluded
10	10	0	0	0	0	0	5	5	0	1	0	3	1	4	0	9	6	6	7	7	3	3	1	1	0	0	0	0	0	0	0	63,603	ATTERBURY excluded
1,176	1,176	0	0	0	0	0	5,082	5,082	6,590	3,709	0	884	1,329	871	0	13,383	3,202	3,202	923	923	1,792	1,792	1,242	1,242	0	0	0	0	0	0	0	63,603	DAVIS, S excluded
8	8	0	0	0	0	0	9	9	24	5	0	4	3	0	0	36	5	5	3	3	4	4	0	0	0	0	0	0	0	0	0	63,603	DAVIS, S excluded
1,184	1,184	0	0	0	0	0	5,091	5,091	6,614	3,714	0	888	1,332	871	0	13,419	3,207	3,207	926	926	1,796	1,796	1,242	1,242	0	0	0	0	0	0	0	63,603	VOLF excluded
19	19	0	0	0	0	0	9	9	68	228	0	219	252	-871	-104	6	6	6	3	3	3	3	2	2	0	0	0	0	0	0	0	63,603	VOLF excluded
1,203	1,203	0	0	0	0	0	5,100	5,100	6,682	3,942	0	1,107	1,584	0	13,315	3,213	3,213	929	929	1,799	1,799	1,244	1,244	0	0	0	0	0	0	0	0	63,603	PICKIN excluded
119	119	0	0	0	0	0	90	90	13	17	0	12	19	0	61	79	79	-929	-929	101	101	80	80	0	0	5	5	0	0	0	0	63,603	PICKIN excluded
1,322	1,322	0	0	0	0	0	5,190	5,190	6,695	3,959	0	1,119	1,603	0	13,376	3,292	3,292	0	0	1,900	1,900	1,324	1,324	0	0	10	10	0	0	0	0	63,603	WALLACE excluded (by count-back)
23	23	0	0	0	0	0	9	9	6	14	0	5	13	0	38	15	15	0	0	1	1	2	2	0	0	0	0	0	0	0	0	63,603	WALLACE excluded (by count-back)
1,345	1,345	0	0	0	0	0	5,199	5,199	6,701	3,973	0	1,124	1,616	0	13,414	3,307	3,307	1,901	1,901	1,901	1,326	1,326	0	0	10	10	0	0	0	0	63,603	SEARLE excluded	
4	4	0	0	0	0	0	11	11	0	2	0	2	0	0	4	9	9	6	6	6	6	24	24	0	0	1	1	0	0	0	0	63,603	SEARLE excluded
1,349	1,349	0	0	0	0	0	5,210	5,210	6,701	3,975	0	1,126	1,616	0	13,418	3,316	3,316	1,907	1,907	1,907	1,350	1,350	0	0	11	11	0	0	0	0	63,603	JONES, P excluded	
19	19	0	0	0	0	0	24	24	309	341	0	-1,126	281	0	-195	17	17	10	10	10	4	4	0	0	3	3	0	0	0	0	0	63,603	JONES, P excluded
1,368	1,368	0	0	0	0	0	5,234	5,234	7,010	4,316	0	1,897	0	0	13,223	3,333	3,333	1,917	1,917	1,917	1,354	1,354	0	0	14	14	0	0	0	0	63,603	ALDERGHAM excluded	
8	8	0	0	0	0	0	14	14	10	11	0	3	0	0	24	12	12	7	7	7	4	4	0	0	2	2	0	0	0	0	0	63,603	ALDERGHAM excluded
1,376	1,376	0	0	0	0	0	5,248	5,248	7,020	4,327	0	1,909	0	0	13,247	3,345	3,345	1,924	1,924	1,924	1,358	1,358	0	0	16	16	0	0	0	0	63,603	ELLIOT excluded	
33	33	0	0	0	0	0	173	173	16	10	0	9	0	0	35	151	151	290	290	290	-1,358	-1,358	0	0	8	8	0	0	0	0	0	63,603	ELLIOT excluded
1,409	1,409	0	0	0	0	0	5,421	5,421	7,036	4,337	0	1,909	0	0	13,282	3,496	3,496	2,214	2,214	2,214	0	0	0	0	24	24	0	0	0	0	0	63,603	DAVIES excluded
-1,409	-1,409	0	0	0	0	0	257	257	140	182	0	164	0	0	486	111	111	103	103	103	0	0	0	0	45	45	0	0	0	0	0	63,603	DAVIES excluded
0	0	0	0	0	0	0	5,678	5,678	7,176	4,519	0	2,073	0	0	13,768	3,607	3,607																

Division of FRANKLIN

Distribution of preferences

		Tasmanian Greens							Liberal Party								
		CAMBERS -SMITH	CAMPBELL, C	CORDOVER, G	DARKO	FITZGERALD	MROSEK	WOODRUFF	Total	ABETZ	ANTOLLI	GARVIN	MCGREGOR	PETRUSMA	STREET	YOUNG	Total
Count 1	Primary votes	762	810	778	1,010	614	412	9,876	14,262	6,661	1,449	972	1,463	6,093	4,811	3,078	24,527
Count 2	Votes transferred	106	98	300	118	33	22	-870	-193	1	1	0	0	7	3	1	13
	Total votes	868	908	1,078	1,128	647	434	9,006	14,069	6,662	1,450	972	1,463	6,100	4,814	3,079	24,540
Counts 3 to 4	Votes transferred	2	1	10	4	3	0		20	1	0	0	1	0	1	3	
	Total votes	870	909	1,088	1,132	650	434	9,006	14,089	6,663	1,450	972	1,463	6,101	4,814	3,080	24,543
Counts 5 to 6	Votes transferred	7	3	18	8	2	0		38	2	1	0	1	0	2	0	6
	Total votes	877	912	1,106	1,140	652	434	9,006	14,127	6,665	1,451	972	1,464	6,101	4,816	3,080	24,549
Counts 7 to 8	Votes transferred	25	18	153	160	22	-434		-56	2	0	3	11	3	0	0	19
	Total votes	902	930	1,259	1,300	674	0	9,006	14,071	6,667	1,451	975	1,475	6,104	4,816	3,080	24,568
Counts 9 to 10	Votes transferred	8	1	6	8	8			31	33	8	6	11	30	25	15	128
	Total votes	910	931	1,265	1,308	682		9,006	14,102	6,700	1,459	981	1,486	6,134	4,841	3,095	24,696
Counts 11 to 12	Votes transferred	14	1	1	4	1			21	2	2	0	1	1	4	11	21
	Total votes	924	932	1,266	1,312	683		9,006	14,123	6,702	1,461	981	1,487	6,135	4,845	3,106	24,717
Counts 13 to 14	Votes transferred	25	33	58	78	14			208	1	1	1	2	11	5	1	22
	Total votes	949	965	1,324	1,390	697		9,006	14,331	6,703	1,462	982	1,489	6,146	4,850	3,107	24,739
Counts 15 to 16	Votes transferred	54	68	210	234	-697			-131	3	9	4	7	6	2	5	36
	Total votes	1,003	1,033	1,534	1,624	0		9,006	14,200	6,706	1,471	986	1,496	6,152	4,852	3,112	24,775
Counts 17 to 18	Votes transferred	1	2	1	4				8	100	226	-986	223	134	109	92	-102
	Total votes	1,004	1,035	1,535	1,628			9,006	14,208	6,806	1,697	0	1,719	6,286	4,961	3,204	24,673
Counts 19 to 20	Votes transferred	1	10	16	15				42	11	1		0	9	4	3	28
	Total votes	1,005	1,045	1,551	1,643			9,006	14,250	6,817	1,698		1,719	6,295	4,965	3,207	24,701
Counts 21 to 22	Votes transferred	-1,005	426	272	125				-182	4	3		4	8	8	14	41
	Total votes	0	1,471	1,823	1,768			9,006	14,068	6,821	1,701		1,723	6,303	4,973	3,221	24,742
Counts 23 to 24	Votes transferred		7	7	3				17	7	1		2	15	8	3	36
	Total votes		1,478	1,830	1,771			9,006	14,085	6,828	1,702		1,725	6,318	4,981	3,224	24,778
Counts 25 to 26	Votes transferred		133	160	142				435	24	12		20	53	26	31	166
	Total votes		1,611	1,990	1,913			9,006	14,520	6,852	1,714		1,745	6,371	5,007	3,255	24,944
Counts 27 to 28	Votes transferred		-1,611	432	869				-310	6	12		5	26	12	9	70
	Total votes		0	2,422	2,782			9,006	14,210	6,858	1,726		1,750	6,397	5,019	3,264	25,014
Counts 29 to 30	Votes transferred			240	163				403	25	21		10	51	30	16	153
	Total votes			2,662	2,945			9,006	14,613	6,883	1,747		1,760	6,448	5,049	3,280	25,167
Counts 31 to 32	Votes transferred			5	5				10	297	-1,747		269	493	395	158	-135
	Total votes			2,667	2,950			9,006	14,623	7,180	0		2,029	6,941	5,444	3,438	25,032
Counts 33 to 34	Votes transferred			24	19				43	15			7	25	15	10	72
	Total votes			2,691	2,969			9,006	14,666	7,195			2,036	6,966	5,459	3,448	25,104
Counts 35 to 36	Votes transferred			5	6				11	354			-2,036	490	710	326	-156
	Total votes			2,696	2,975			9,006	14,677	7,549			0	7,456	6,169	3,774	24,948
Count 37	Votes transferred			36	43				79	18				25	31	18	92
	Total votes			2,732	3,018			9,006	14,756	7,567				7,481	6,200	3,792	25,040
Count 38	Votes transferred			1	1				2	0				0	0	0	0
	Total votes			2,733	3,019			9,006	14,758	7,567				7,481	6,200	3,792	25,040
Count 39	Votes transferred			19	17				36	4				5	9	4	22
	Total votes			2,752	3,036			9,006	14,794	7,571				7,486	6,209	3,796	25,062
Counts 40 to 42	Votes transferred			41	65				106	18				55	27	17	117
	Total votes			2,793	3,101			9,006	14,900	7,589				7,541	6,236	3,813	25,179
Counts 43 to 45	Votes transferred			-2,793	2,189				-604	26				27	13	9	75
	Total votes			0	5,290			9,006	14,296	7,615				7,568	6,249	3,822	25,254
Counts 46 to 48	Votes transferred				22				22	562				1,346	1,564	-3,822	-350
	Total votes				5,312			9,006	14,318	8,177				8,914	7,813	0	24,904
Count 49	Votes transferred				592				592	217				345	210		772
	Total votes				5,904			9,006	14,910	8,394				9,259	8,023		25,676
Counts 50 to 51	Votes transferred				13				13	1					0		1
	Total votes				5,917			9,006	14,923	8,395				9,259	8,023		25,677
Count 52	Votes transferred				5				5	49				-253	76		-128
	Total votes				5,922			9,006	14,928	8,444				9,006	8,099		25,549
Count 53	Votes transferred				329				329	96					158		254
	Total votes				6,251			9,006	15,257	8,540				9,006	8,257		25,803
Counts 54 to 56	Votes transferred				109				109	5					29		34
	Total votes				6,360			9,006	15,366	8,545				9,006	8,286		25,837
Count 57	Votes transferred				451				451	63					123		186
	Total votes				6,811			9,006	15,817	8,608				9,006	8,409		26,023
Count 58	Votes transferred				89				89	26					53		79
	Total votes				6,900			9,006	15,906	8,634				9,006	8,462		26,102

PLEASE FOLD OUT ►

Division of LYONS Distribution of preferences

		Tasmanian Greens							Australian Labor Party								
		ALLAN	BADGER	BROWN, C	HOUGHTON	MILLAR	RUBENACH -QUINN	WHISSON	Total	BATT	BUTLER	DUDMAN	FARRELL	GOSS	MCQUEENEY	WHITE	Total
Count 1	Primary votes	620	4,044	741	516	520	1,117	489	8,047	1,064	2,366	1,493	1,183	1,790	780	15,600	24,276
Count 2	Votes transferred	23	113	28	13	26	42	16	261	529	2,224	779	640	568	565	-6,343	-1,038
	Total votes	643	4,157	769	529	546	1,159	505	8,308	1,593	4,590	2,272	1,823	2,358	1,345	9,257	23,238
Counts 3 to 4	Votes transferred	1	0	1	2	0	0	0	4	0	2	0	1	2	0		5
	Total votes	644	4,157	770	531	546	1,159	505	8,312	1,593	4,592	2,272	1,824	2,360	1,345	9,257	23,243
Counts 5 to 6	Votes transferred	0	1	1	0	0	0	1	3	2	2	0	0	1	1		6
	Total votes	644	4,158	771	531	546	1,159	506	8,315	1,595	4,594	2,272	1,824	2,361	1,346	9,257	23,249
Counts 7 to 8	Votes transferred	0	1	2	1	0	2	1	7	1	2	2	0	2	0		7
	Total votes	644	4,159	773	532	546	1,161	507	8,322	1,596	4,596	2,274	1,824	2,363	1,346	9,257	23,256
Counts 9 to 10	Votes transferred	6	29	5	1	2	9	2	54	2	5	2	6	5	2		22
	Total votes	650	4,188	778	533	548	1,170	509	8,376	1,598	4,601	2,276	1,830	2,368	1,348	9,257	23,278
Counts 11 to 12	Votes transferred	4	13	5	3	1	8	3	37	10	14	4	7	6	6		47
	Total votes	654	4,201	783	536	549	1,178	512	8,413	1,608	4,615	2,280	1,837	2,374	1,354	9,257	23,325
Counts 13 to 14	Votes transferred	35	45	24	140	20	160	-512	-88	3	3	3	2	7	27		45
	Total votes	689	4,246	807	676	569	1,338	0	8,325	1,611	4,618	2,283	1,839	2,381	1,381	9,257	23,370
Counts 15 to 16	Votes transferred	4	0	0	2	3	1		10	2	6	1	1	4	3		17
	Total votes	693	4,246	807	678	572	1,339		8,335	1,613	4,624	2,284	1,840	2,385	1,384	9,257	23,387
Counts 17 to 18	Votes transferred	25	178	165	29	-572	41		-134	11	13	12	4	7	5		52
	Total votes	718	4,424	972	707	0	1,380		8,201	1,624	4,637	2,296	1,844	2,392	1,389	9,257	23,439
Counts 19 to 20	Votes transferred	1	1	2	0		0		4	2	5	4	5	2	0		18
	Total votes	719	4,425	974	707		1,380		8,205	1,626	4,642	2,300	1,849	2,394	1,389	9,257	23,457
Counts 21 to 22	Votes transferred	165	171	44	-707		202		-125	7	8	4	7	29	5		60
	Total votes	884	4,596	1,018	0		1,582		8,080	1,633	4,650	2,304	1,856	2,423	1,394	9,257	23,517
Counts 23 to 24	Votes transferred	-884	291	239			176		-178	4	11	9	41	10	13		88
	Total votes	0	4,887	1,257			1,758		7,902	1,637	4,661	2,313	1,897	2,433	1,407	9,257	23,605
Counts 25 to 26	Votes transferred		5	1			2		8	12	10	4	12	2	5		45
	Total votes		4,892	1,258			1,760		7,910	1,649	4,671	2,317	1,909	2,435	1,412	9,257	23,650
Counts 27 to 28	Votes transferred		526	-1,258			423		-309	40	39	10	23	23	20		155
	Total votes		5,418	0			2,183		7,601	1,689	4,710	2,327	1,932	2,458	1,432	9,257	23,805
Counts 29 to 30	Votes transferred		1				2		3	1	5	4	4	2	10		26
	Total votes		5,419				2,185		7,604	1,690	4,715	2,331	1,936	2,460	1,442	9,257	23,831
Counts 31 to 32	Votes transferred		31				16		47	80	548	133	159	297	-1,442		-225
	Total votes		5,450				2,201		7,651	1,770	5,263	2,464	2,095	2,757	0	9,257	23,606
Counts 33 to 34	Votes transferred		257				195		452	28	73	44	52	34			231
	Total votes		5,707				2,396		8,103	1,798	5,336	2,508	2,147	2,791		9,257	23,837
Counts 35 to 36	Votes transferred		5				3		8	2	6	14	36	2			60
	Total votes		5,712				2,399		8,111	1,800	5,342	2,522	2,183	2,793		9,257	23,897
Counts 37 to 38	Votes transferred		10				4		14	8	23	10	12	12			65
	Total votes		5,722				2,403		8,125	1,808	5,365	2,532	2,195	2,805		9,257	23,962
Counts 39 to 40	Votes transferred		25				8		33	-1,808	401	310	168	582			-347
	Total votes		5,747				2,411		8,158	0	5,766	2,842	2,363	3,387		9,257	23,615
Counts 41 to 42	Votes transferred		41				29		70		69	38	29	40			176
	Total votes		5,788				2,440		8,228		5,835	2,880	2,392	3,427		9,257	23,791
Counts 43 to 44	Votes transferred		68				42		110		992	586	-2,392	330			-484
	Total votes		5,856				2,482		8,338		6,827	3,466	0	3,757		9,257	23,307
Counts 45 to 46	Votes transferred		2,003				-2,482		-479		136	21		29			186
	Total votes		7,859				0		7,859		6,963	3,487		3,786		9,257	23,493
Count 47	Votes transferred		11						11		23	9		9			41
	Total votes		7,870						7,870		6,986	3,496		3,795		9,257	23,534
Count 48	Votes transferred		1						1		2	2		2			6
	Total votes		7,871						7,871		6,988	3,498		3,797		9,257	23,540
Count 49	Votes transferred		0						0		2	2		0			4
	Total votes		7,871						7,871		6,990	3,500		3,797		9,257	23,544
Counts 50 to 52	Votes transferred		212						212		342	124		118			584
	Total votes		8,083						8,083		7,332	3,624		3,915		9,257	24,128
Count 53	Votes transferred		128						128		1,112	-2,489		841			-536
	Total votes		8,211						8,211		8,444	1,135		4,756		9,257	23,592
Counts 54 to 55	Votes transferred		28						28		705	-1,135		322			-108
	Total votes		8,239						8,239		9,149	0		5,078		9,257	23,484
Count 56	Votes transferred		0						0		0			0			0
	Total votes		8,239						8,239		9,149			5,078		9,257	23,484
Count 57	Votes transferred		129						129		316			235			551
	Total votes		8,368						8,368		9,465			5,313		9,257	24,035
Counts 58 to 60	Votes transferred		3						3					25			25
	Total votes		8,371						8,371		9,465			5,338		9,257	24,060
Count 61	Votes transferred		4						4		-208			94			-114
	Total votes		8,375						8,375		9,257			5,432		9,257	23,946
Counts 62 to 66	Votes transferred		128						128					189			189
	Total votes		8,503						8,503		9,257			5,621		9,257	24,135
Count 67	Votes transferred		86						86					102			102
	Total votes		8,589						8,589		9,257			5,723		9,257	24,237
Counts 68 to 71	Votes transferred		6						6					18			18
	Total votes		8,595						8,595		9,257			5,741		9,257	24,255
Count 72	Votes transferred		52						52					164			164
	Total votes		8,647						8,647		9,257			5,905		9,257	24,419

PLEASE FOLD OUT ►

Quota 9,257

Jacqui Lambie Network			Group D	Shooters, Fishers, Farmers TAS							Liberal Party							Animal Justice Party	Group H	ungrouped					Total Votes	Remarks							
JENNER	PFITZNER	PYECROFT	Total	TUCKER	Total	BIGG	BROADBY	DI FALCO	TURALE	WILLIAMS	Total	BARNETT, G	BROWN, G	CAMERON	DERKSEN	HALLETT	HOWLETT	SHELTON	Total	GRALTON	Total	OFFORD	Total	BRANCH-ALLEN			MILLER	ROBERTS	TRIFFITT, L	Total	Exhausted Votes	Loss (Gain) by Fraction	
2,177	2,127	1,841	6,145	2,309	2,309	715	755	599	511	953	3,533	8,252	1,353	2,865	1,483	1,867	6,843	5,184	27,847	1,213	1,213	214	214	92	70	130	175	467	0	0	74,051	WHITE elected 1	
120	97	74	291	80	80	15	23	14	11	29	92	66	15	19	10	19	87	31	247	34	34	8	8	2	1	2	2	7	0	18	74,051	WHITE's surplus distributed	
2,297	2,224	1,915	6,436	2,389	2,389	730	778	613	522	982	3,625	8,318	1,368	2,884	1,493	1,886	6,930	5,215	28,094	1,247	1,247	222	222	94	71	132	177	474	0	18	74,051	MILLER excluded	
1	1	2	4	1	1	1	2	2	0	1	6	1	0	0	0	1	5	0	7	2	2	4	4	13	-71	20	4	-34	0	1	74,051	BRANCH-ALLEN excluded	
2,298	2,225	1,917	6,440	2,390	2,390	731	780	615	522	983	3,631	8,319	1,368	2,884	1,493	1,887	6,935	5,215	28,101	1,249	1,249	226	226	107	0	152	181	440	0	19	74,051	ROBERTS excluded	
1	2	1	4	3	3	0	0	0	1	2	3	3	3	0	0	1	1	1	9	3	3	10	10	-107		21	44	-42	0	1	74,051	BRANCH-ALLEN excluded	
2,299	2,227	1,918	6,444	2,393	2,393	731	780	615	523	985	3,634	8,322	1,371	2,884	1,493	1,888	6,936	5,216	28,110	1,252	1,252	236	236	0		173	225	398	0	20	74,051	ROBERTS excluded	
3	1	1	5	10	10	2	0	7	1	5	15	5	1	1	0	1	1	3	12	5	5	10	10			-173	100	-73	0	2	74,051	ROBERTS excluded	
2,302	2,228	1,919	6,449	2,403	2,403	733	780	622	524	990	3,649	8,327	1,372	2,885	1,493	1,889	6,937	5,219	28,122	1,257	1,257	246	246			0	325	325	0	22	74,051	OFFORD excluded	
12	6	13	31	28	28	3	3	3	2	2	13	4	1	6	2	1	5	5	24	43	43	-246	-246				28	28	0	3	74,051	OFFORD excluded	
2,314	2,234	1,932	6,480	2,431	2,431	736	783	625	526	992	3,662	8,331	1,373	2,891	1,495	1,890	6,942	5,224	28,146	1,300	1,300						353	353	0	25	74,051	TRIFFITT, L excluded	
16	8	8	32	59	59	15	6	2	7	8	38	9	2	2	7	8	6	7	41	97	97						-353	-353	0	2	74,051	TRIFFITT, L excluded	
2,330	2,242	1,940	6,512	2,490	2,490	751	789	627	533	1,000	3,700	8,340	1,375	2,893	1,502	1,898	6,948	5,231	28,187	1,397	1,397						0	0	0	27	74,051	WHISSON excluded	
6	6	6	18	3	3	0	0	0	1	0	1	0	0	2	2	0	2	1	7	8	8									0	6	74,051	WHISSON excluded
2,336	2,248	1,946	6,530	2,493	2,493	751	789	627	534	1,000	3,701	8,340	1,375	2,895	1,504	1,898	6,950	5,232	28,194	1,405	1,405								0	33	74,051	WHISSON excluded	
5	6	6	17	5	5	32	187	29	-534	193	-93	7	2	1	5	6	3	6	30	8	8									0	6	74,051	TURALE excluded
2,341	2,254	1,952	6,547	2,498	2,498	783	976	656	0	1,193	3,608	8,347	1,377	2,896	1,509	1,904	6,953	5,238	28,224	1,413	1,413								0	39	74,051	MILLAR excluded	
17	12	12	41	4	4	2	4	1		1	8	0	0	0	0	5	4	1	10	10	10									0	9	74,051	MILLAR excluded
2,358	2,266	1,964	6,588	2,502	2,502	785	980	657		1,194	3,616	8,347	1,377	2,896	1,509	1,909	6,957	5,239	28,234	1,423	1,423								0	48	74,051	Di FALCO excluded	
11	7	7	25	26	26	223	71	-657		232	-131	3	5	4	1	2	11	9	35	17	17									1	5	74,051	Di FALCO excluded
2,369	2,273	1,971	6,613	2,528	2,528	1,008	1,051	0		1,426	3,485	8,350	1,382	2,900	1,510	1,911	6,968	5,248	28,269	1,440	1,440								1	53	74,051	HOUGHTON excluded	
11	11	8	30	5	5	1	1			2	4	3	1	2	0	2	1	3	12	10	10									0	4	74,051	HOUGHTON excluded
2,380	2,284	1,979	6,643	2,533	2,533	1,009	1,052			1,428	3,489	8,353	1,383	2,902	1,510	1,913	6,969	5,251	28,281	1,450	1,450								1	57	74,051	ALLAN excluded	
20	16	14	50	3	3	4	0			2	6	1	1	2	3	1	3	1	12	13	13									1	5	74,051	ALLAN excluded
2,400	2,300	1,993	6,693	2,536	2,536	1,013	1,052			1,430	3,495	8,354	1,384	2,904	1,513	1,914	6,972	5,252	28,293	1,463	1,463								2	62	74,051	BIGG excluded	
16	21	3	40	23	23	-1,013	492			297	-224	13	9	7	7	8	15	11	70	30	30									2	6	74,051	BIGG excluded
2,416	2,321	1,996	6,733	2,559	2,559	0	1,544			1,727	3,271	8,367	1,393	2,911	1,520	1,922	6,987	5,263	28,363	1,493	1,493								4	68	74,051	BIGG excluded	
33	21	24	78	9	9		5			7	12	6	2	2	0	1	7	3	21	27	27									2	5	74,051	BROWN, C excluded
2,449	2,342	2,020	6,811	2,568	2,568		1,549			1,734	3,283	8,373	1,395	2,913	1,520	1,923	6,994	5,266	28,384	1,520	1,520								6	73	74,051	BROWN, C excluded	
8	5	9	22	10	10		13			13	26	137	-1,395	84	76	80	524	386	-108	14	14									0	7	74,051	BROWN, G excluded
2,457	2,347	2,029	6,833	2,578	2,578		1,562			1,747	3,309	8,510	0	2,997	1,596	2,003	7,518	5,652	28,276	1,534	1,534								6	80	74,051	BROWN, G excluded	
41	21	27	89	22	22		7			8	15	6		5	3	5	9	8	36	13	13									0	3	74,051	McQUEENEY excluded
2,498	2,368	2,056	6,922	2,600	2,600		1,569			1,755	3,324	8,516		3,002	1,599	2,008	7,527	5,660	28,312	1,547	1,547								6	83	74,051	McQUEENEY excluded	
94	102	99	295	166	166		92			101	193	37		42	17	25	49	31	201	-1,547	-1,547									9	0	74,051	GRALTON excluded
2,592	2,470	2,155	7,217	2,766	2,766		1,661			1,856	3,517	8,553		3,044	1,616	2,033	7,576	5,691	28,513	0	0									15	83	74,051	GRALTON excluded
9	18	7	34	15	15		7			26	33	315		359	-1,616	389	245	152	-156											1	5	74,051	DERKSEN excluded
2,601	2,488	2,162	7,251	2,781	2,781		1,668			1,882	3,550	8,868		3,403	0	2,422	7,821	5,843	28,357											16	88	74,051	DERKSEN excluded
28	28	22	78	57	57		-1,668			1,347	-321	23		13		13	23	14	86											16	5	74,051	BROADBY excluded
2,629	2,516	2,184	7,329	2,838	2,838		0			3,229	3,229	8,891		3,416		2,435	7,844	5,857	28,443											32	93	74,051	BROADBY excluded
45	45	41	131	29	29					31	31	24		18		22	44	11	119											2	2	74,051	BATT excluded
2,674	2,561	2,225	7,460	2,867	2,867					3,260	3,260	8,915		3,434		2,457	7,888	5,868	28,562											34	95	74,051	BATT excluded
905	832	-2,225	-488	87	87					26	26	15		34		14	30	22	115											12	2	74,051	PYECROFT excluded
3,579	3,393	0	6,972	2,954	2,954					3,286	3,286	8,930		3,468		2,471	7,918	5,890	28,677											46	97	74,051	PYECROFT excluded
76	68		144	47	47					50	50	30		24		21	31	20	126											11	(4)	74,051	FARRELL excluded
3,655	3,461		7,116	3,001	3,001					3,336	3,336	8,960		3,492		2,492	7,949	5,910	28,803											57	93	74,051	FARRELL excluded
63	47		110	52	52					23	23	11		8		5	20	8	52											54	2	74,051	RUBENACH-QUINN excluded
3,718	3,508		7,226	3,053	3,053					3,359	3,359	8,971		3,500		2,497	7,969	5,918	28,855											111	95	74,051	RUBENACH-QUINN excluded
26	20		46	35	35					30	30	613		513		-2,471	790	367	-188											25	0	74,051	HALLETT part excluded
3,744	3,528		7,272	3,088	3,088					3,389	3,389	9,584		4,013		26	8,759	6,285	28,667														

PLEASE FOLD OUT ►



Casual vacancies filled by recount

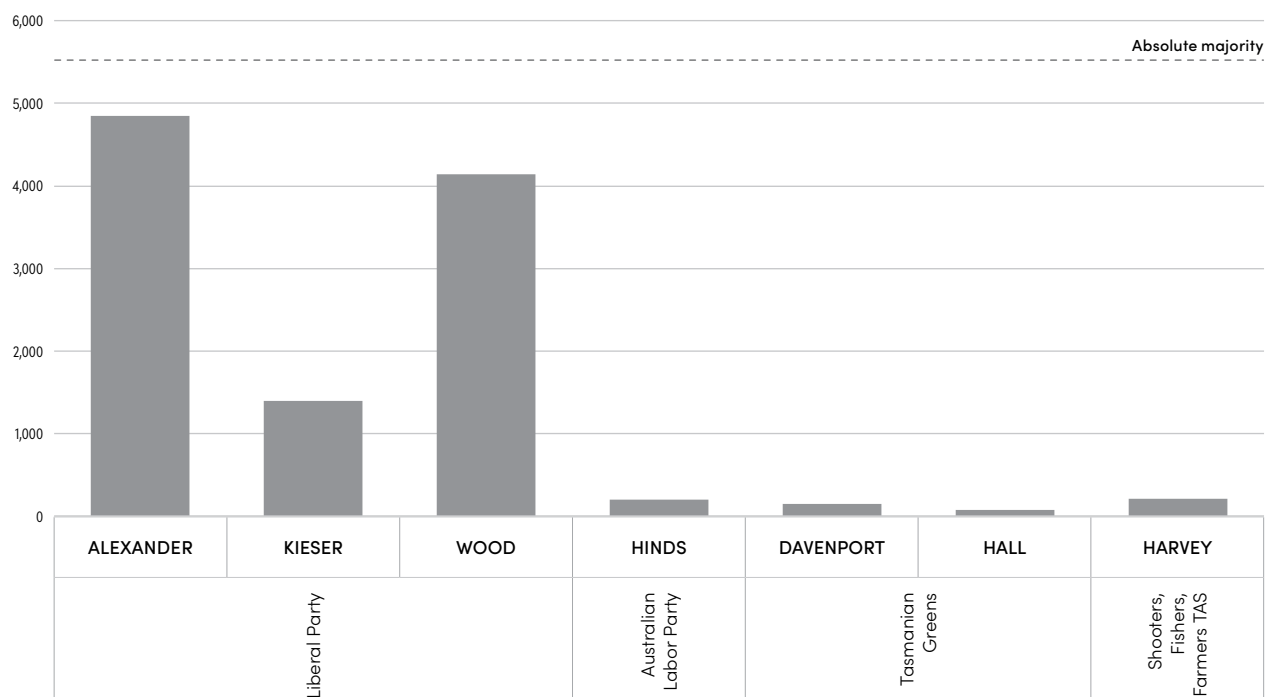
2022–2024 House of Assembly

Division of BASS recount conducted 25 February 2022

Following the resignation of Sarah Courtney MP on 10 February 2022

		Liberal Party			Australian Labor Party	Tasmanian Greens	Shooters, Fishers, Farmers TAS						
		ALEXANDER Lara	KIESER Greg	WOOD Simon	HINDS Adrian	DAVENPORT Jack	HALL Tom	HARVEY Andrew	Exhausted votes	Loss (gain) by fraction	Total votes (the quota)	Absolute majority	Remarks
Counts 1-6	Total votes	4,851	1,394	4,146	205	148	81	210	176	15	11,226	5,526	COURTNEY's votes distributed
Counts 7-12	Total transferred	14	2	8	3	23	-81	7	16	8			HALL excluded
	Total votes	4,865	1,396	4,154	208	171	0	217	192	23	11,226	5,518	
Counts 13-17	Total transferred	26	10	21	23	-171		11	71	9			DAVENPORT excluded
	Total votes	4,891	1,406	4,175	231	0		228	263	32	11,226	5,598	
Counts 18-23	Total transferred	58	14	46	24			-228	78	8			HARVEY excluded
	Total votes	4,949	1,420	4,221	255			0	341	40	11,226	5,443	
Counts 24-29	Total transferred	81	34	64	-255				76	0			HINDS excluded
	Total votes	5,030	1,454	4,285	0				417	40	11,226	5,405	
Counts 30-35	Total transferred	641	-1,454	766					49	(2)			KIESER excluded
	Total votes	5,671	0	5,051					466	38	11,226	5,381	ALEXANDER elected
Percentages		52.9%		47.1%									

Distribution of votes from Sarah Courtney

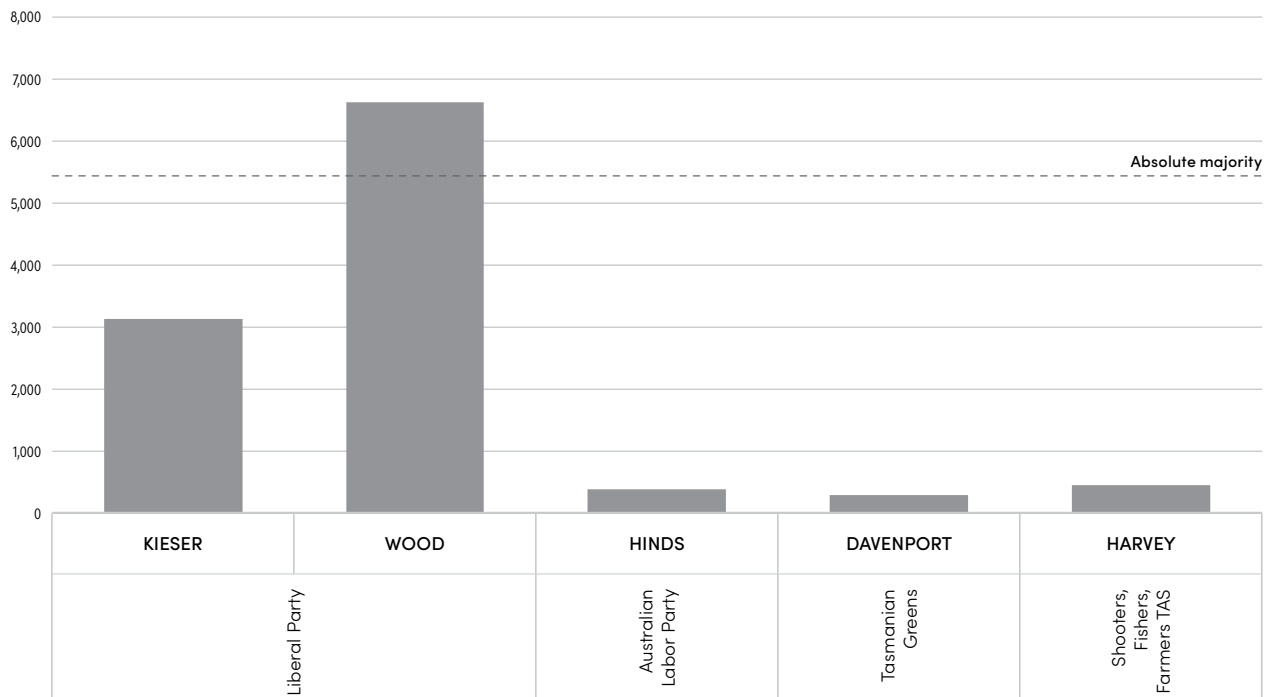


Division of BASS recount conducted 26-27 April 2022

Following the resignation of Premier Peter Gutwein MP on 8 April 2022

		Liberal Party		Australian Labor Party	Tasmanian Greens	Shooters, Fishers, Farmers TAS					
		KIESER Greg	WOOD Simon	HINDS Adrian	DAVENPORT Jack	HARVEY Andrew	Exhausted votes	Loss (gain) by fraction	Total votes (the quota)	Absolute majority	Remarks
Counts 1-10	Total votes	3,132	6,633	383	287	446	341	4	11,226	5,443	GUTWEIN's votes distributed, WOOD elected
	Percentages	28.8%	61.0%	3.5%	2.6%	4.1%					

Distribution of votes from Peter Gutwein

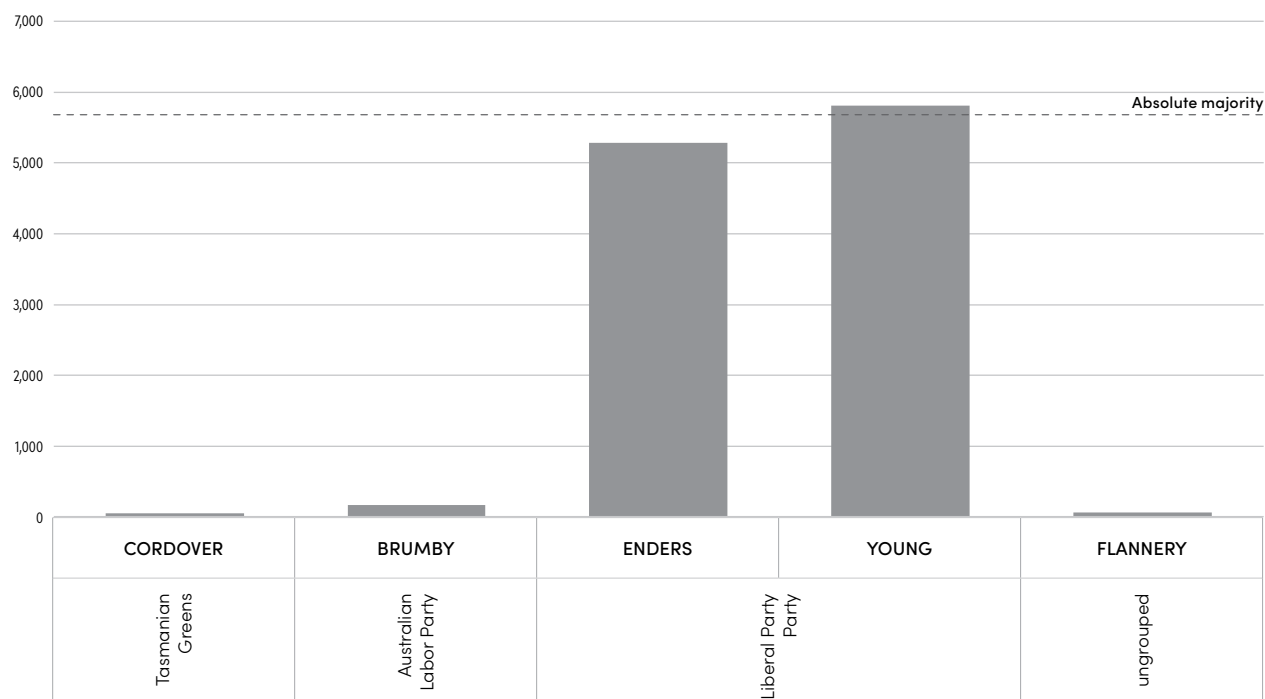


Division of FRANKLIN recount conducted 15 August 2022

Following the resignation of Jacquie Petrusma MP on 25 July 2022

		Tasmanian Greens	Australian Labor Party	Liberal Party	ungrouped						
		CORDOVER Gideon	BRUMBY Amy	ENDERS Bec	YOUNG Dean	FLANNERY Francis	Exhausted votes	Loss (gain) by fraction	Total votes (the quota)	Absolute majority	Remarks
Counts 1-7	Total votes	54	164	5,281	5,808	60	175	2	11,544	5,685	PETRUSMA's votes distributed, YOUNG elected
Percentages		0.5%	1.4%	46.5%	51.1%	0.5%					

Distribution of votes from Jacquie Petrusma

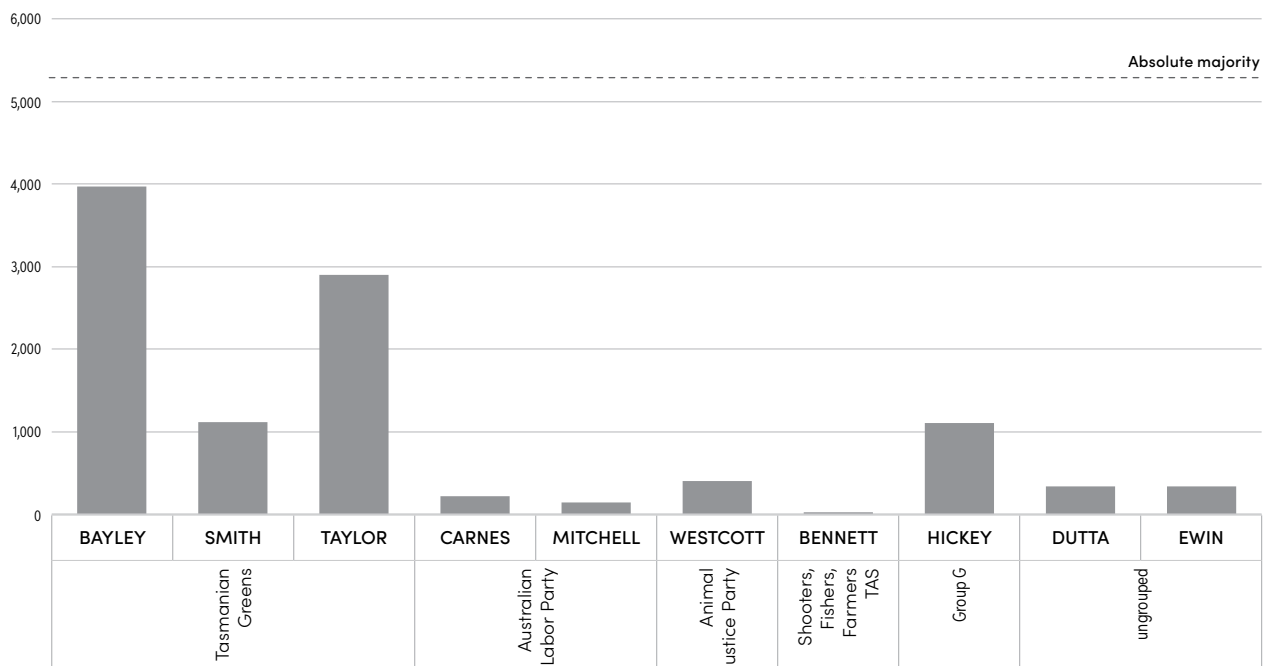


Division of CLARK recount conducted 31 July - 1 August 2023

Following the resignation of Cassy O'Connor MP on 13 July 2023

		BAYLEY Vica	SMITH Tim	TAYLOR Bec	CARNES Deb	MITCHELL Sam	WESTCOTT Tim	BENNETT Lorraine	HICKEY Sue	DUTTA Mike	EWIN Jax	Exhausted votes	Loss (gain) by Fraction	Total votes (the quota)	Absolute majority	Remarks
Counts 1 - 7	Total votes	3,974	1,122	2,903	220	143	400	32	1,105	337	340	47	3	10,626	5,290	O'CONNOR votes distributed
Counts 8 - 11	Total transferred	1	4	8	2	2	4	-32	3	4	0	3	1			BENNETT excluded
	Total votes	3,975	1,126	2,911	222	145	404	0	1,108	341	340	50	4	10,626	5,289	
Count 12	Total transferred	4	13	17	65	-145	6		13	3	1	23	0			MITCHELL excluded
	Total votes	3,979	1,139	2,928	287	0	410		1,121	344	341	73	4	10,626	5,277	
Counts 13 - 14	Total transferred	53	32	68	-287		16		47	15	6	50	0			CARNES excluded
	Total votes	4,032	1,171	2,996	0		426		1,168	359	347	123	4	10,626	5,252	
Counts 15 - 20	Total transferred	57	30	71			16		58	107	-347	6	2			EWIN excluded
	Total votes	4,089	1,201	3,067			442		1,226	466	0	129	6	10,626	5,249	
Counts 21 - 27	Total transferred	93	70	133			-442		81	32		33	0			WESTCOTT excluded
	Total votes	4,182	1,271	3,200			0		1,307	498		162	6	10,626	5,233	
Counts 28 - 32	Total transferred	151	67	156					86	-498		38	0			DUTTA excluded
	Total votes	4,333	1,338	3,356					1,393	0		200	6	10,626	5,214	
Counts 33 - 38	Total transferred	364	-1,338	845					61			69	(1)			SMITH excluded
	Total votes	4,697	0	4,201					1,454			269	5	10,626	5,179	
Count 39	Total transferred	683		448					-1,454			323	0			HICKEY excluded
	Total votes	5,380		4,649					0			592	5	10,626	5,018	BAYLEY elected
Percentages		53.6%		46.4%												

Distribution of votes from Cassy O'Connor

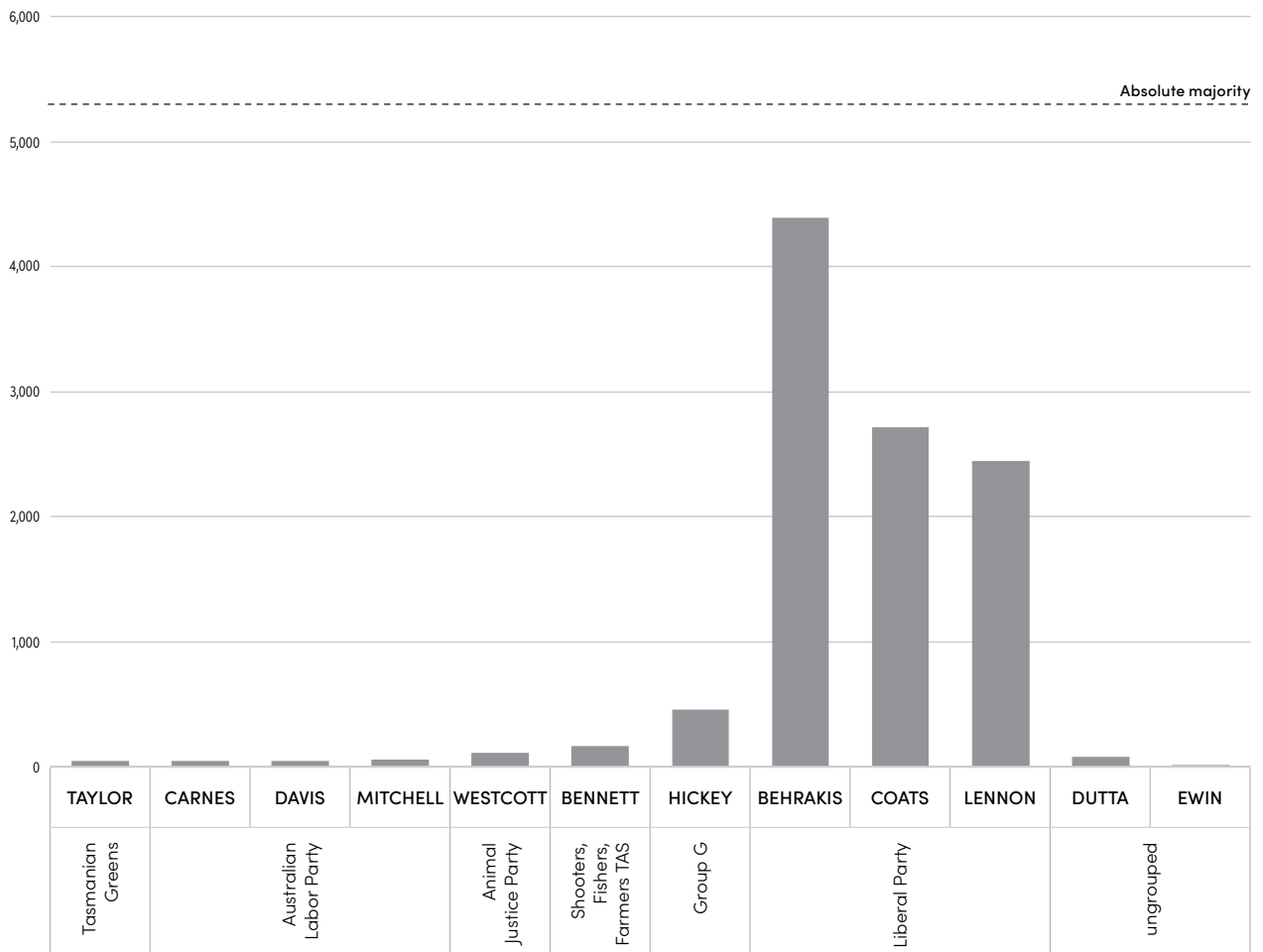


Division of CLARK recount conducted 23-24 October 2023

Following the resignation of Elise Archer MP on 5 October 2023

		Tasmanian Greens	Australian Labor Party				Animal Justice Party	Shooters, Fishers, Farmers TAS	Group G	Liberal Party			ungrouped					
		TAYLOR Bec	CARNES Debra	DAVIS Simon	MITCHELL Sam	WESTCOTT Tim	BENNETT Lorraine	HICKEY Sue	BEHRAKIS Simon	COATS Will	LENNON Harvey	DUTTA Mike	EWIN Jax	Exhausted votes	Loss (gain) by fraction	Total votes (the quota)	Absolute majority	Remarks
Counts 1 - 7	Total votes	47	53	50	63	118	165	462	4,387	2,713	2,442	86	9	29	2	10,626	5,299	ARCHER's votes distributed
Counts 8 - 10	Total transferred	0	0	0	0	1	0	1	1	0	0	3	-9	2	1			EWIN excluded
	Total votes	47	53	50	63	119	165	463	4,388	2,713	2,442	89	0	31	3	10,626	5,298	
Counts 11 - 14	Total transferred	-47	2	2	1	5	1	7	7	6	3	0		12	1			TAYLOR excluded
	Total votes	0	55	52	64	124	166	470	4,395	2,719	2,445	89		43	4	10,626	5,292	
Count 15	Total transferred		7	-52	6	4	0	8	10	7	5	0		5	0			DAVIS excluded
	Total votes		62	0	70	128	166	478	4,405	2,726	2,450	89		48	4	10,626	5,290	
Count 16	Total transferred		-62		19	4	2	11	9	7	2	0		8	0			CARNES excluded
	Total votes		0		89	132	168	489	4,414	2,733	2,452	89		56	4	10,626	5,286	
Counts 17 - 18	Total transferred				-89	10	3	15	16	14	10	4		17	0			MITCHELL excluded
	Total votes				0	142	171	504	4,430	2,747	2,462	93		73	4	10,626	5,277	
Counts 19 - 20	Total transferred					7	6	18	18	17	16	-93		12	(1)			DUTTA excluded
	Total votes					149	177	522	4,448	2,764	2,478	0		85	3	10,626	5,271	
Counts 21 - 25	Total transferred					-149	20	29	20	21	20			38	1			WESTCOTT excluded
	Total votes					0	197	551	4,468	2,785	2,498			123	4	10,626	5,252	
Counts 26 - 30	Total transferred						-197	22	49	47	41			37	1			BENNETT excluded
	Total votes						0	573	4,517	2,832	2,539			160	5	10,626	5,234	
Count 31	Total transferred							-573	176	131	93			173	0			HICKEY excluded
	Total votes							0	4,693	2,963	2,632			333	5	10,626	5,147	
Counts 32 - 37	Total transferred								926	1,589	-2,632			119	(2)			LENNON excluded
	Total votes								5,619	4,552	0			452	3	10,626	5,088	BEHRAKIS elected
Percentages									55.2%	44.8%								

Distribution of votes from Elise Archer





Appendices



Appendix A

Informal ballot
paper surveys

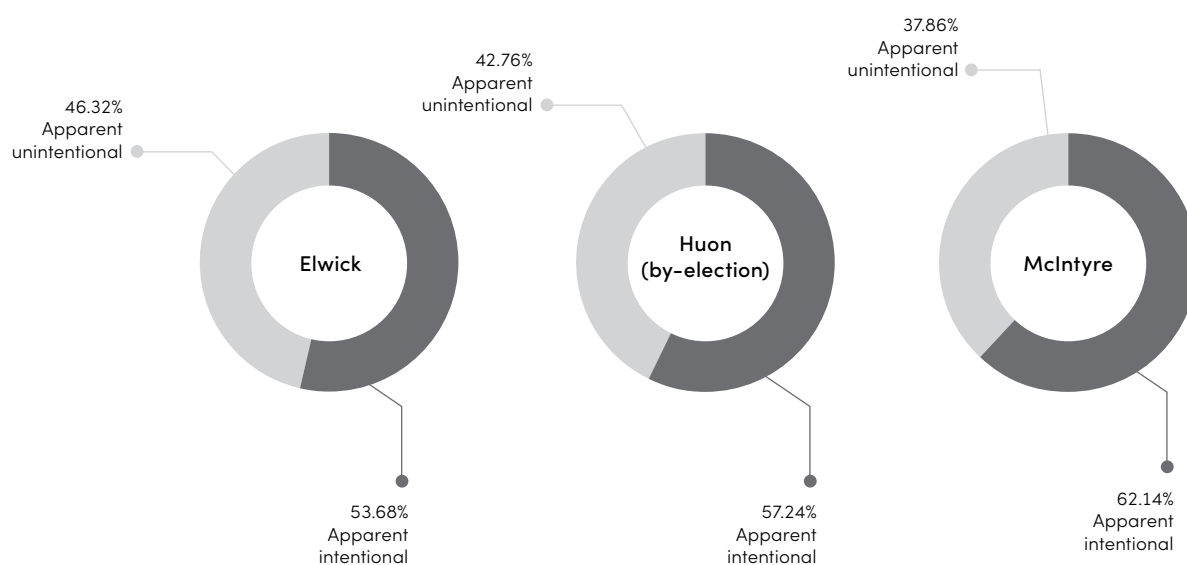
2022–2024 Legislative Council
elections

2024 House of Assembly elections

2022 Legislative Council elections

Informal ballot paper survey

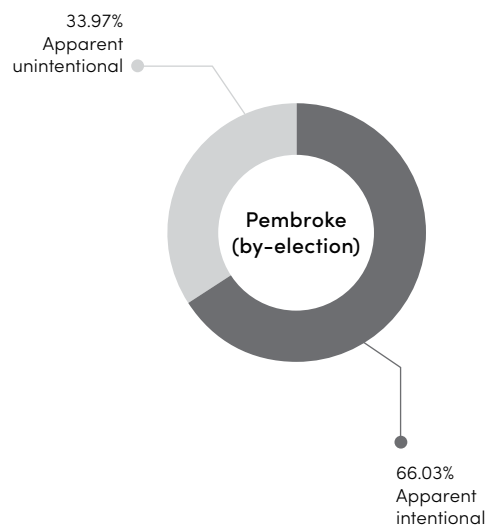
	Elwick	Huon (by-election)	McIntyre	Total
Apparent intentional informal voting				
Blank	155	136	217	508
Deliberate informal or scribble/messages only	210	216	323	749
Total	365	352	540	1,257
Apparent unintentional informality				
Contains writing identifying elector	0	5	5	10
Contains only ticks or crosses	250	146	260	656
No first preference	5	15	4	24
Repetitions or omissions	57	80	45	182
Two or more first preferences	3	17	15	35
Total	315	263	329	907
Total	680	615	869	2,164



2022 Legislative Council Pembroke by-election

Informal ballot paper survey

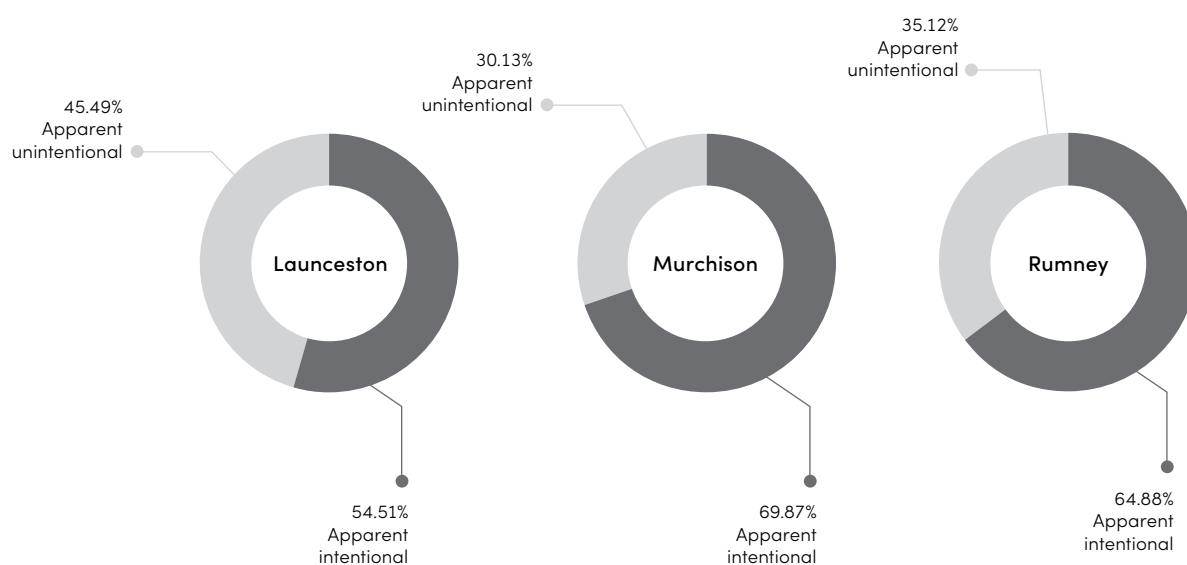
Pembroke (by-election)	
Apparent intentional informal voting	
Blank	168
Deliberate informal or scribble/messages only	211
Total	379
Apparent unintentional informality	
Contains writing identifying elector	0
Contains only ticks or crosses	109
No first preference	8
Repetitions or omissions	61
Two or more first preferences	17
Total	195
Total	574



2023 Legislative Council elections

Informal ballot paper survey

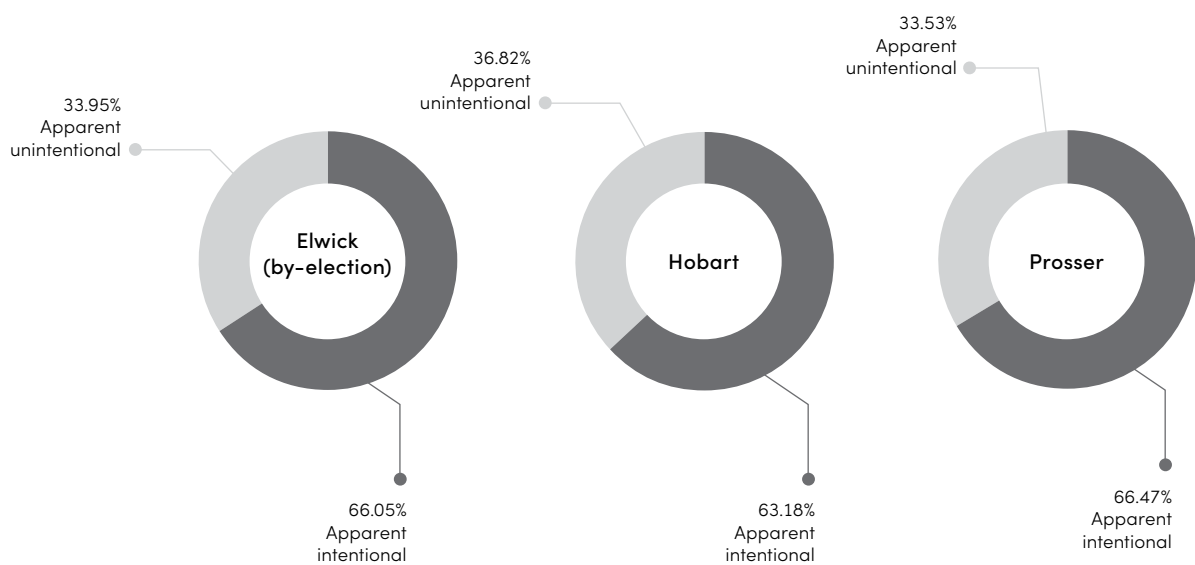
	Launceston	Murchison	Rumney	Total
Apparent intentional informal voting				
Blank	221	276	188	685
Deliberate informal or scribble/messages only	335	378	283	996
Total	556	654	471	1,681
Apparent unintentional informality				
Contains writing identifying elector	3	0	0	3
Contains only ticks or crosses	402	156	143	701
No first preference	38	29	17	84
Repetitions or omissions	14	96	91	201
Two or more first preferences	7	1	4	12
Total	464	282	255	1,001
Total	1,020	936	726	2,682



2024 Legislative Council elections

Informal ballot paper survey

	Elwick (by-election)	Hobart	Prosser	Total
Apparent intentional informal voting				
Blank	205	146	237	588
Deliberate informal or scribble/messages only	334	168	332	834
Total	539	314	569	1,422
Apparent unintentional informality				
Contains writing identifying elector	1	0	0	1
Contains only ticks or crosses	188	98	138	424
No first preference	23	18	26	67
Repetitions or omissions	49	56	87	192
Two or more first preferences	16	11	36	63
Total	277	183	287	747
Total	816	497	856	2,169



2024 House of Assembly elections

Division of Bass – Informal ballot paper survey

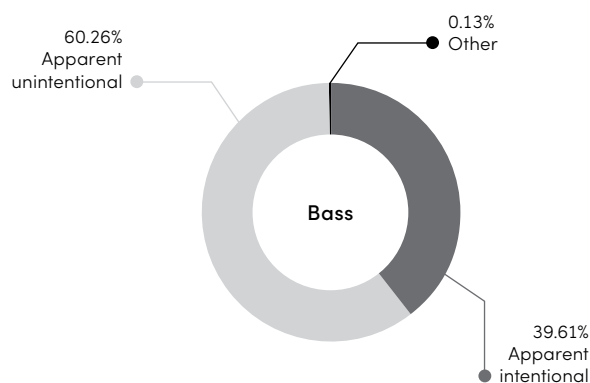
Apparent intentional informal voting

Blank	997
Deliberate informal or scribble/messages only	867
Total	1,864

Apparent unintentional informality

Contains writing identifying elector	6
Contains only ticks or crosses	900
Some numbers but no first preference	77
One first preference, but includes repetitions or omissions between 2 and 7	1,300
Two or more first preferences	
• 2 first preferences	265
• 3 first preferences	75
• 4 first preferences	41
• 5 first preferences	34
• 6 first preferences	27
• 7 first preferences	28
• 8 first preferences	8
• 9 first preferences	7
• 10 first preferences	8
• 11 first preferences	
Consecutive numbers from 1 within each column	46
Other	3
• greater than 11 first preferences	11
Total	2,836

Otherwise determined as informal by the returning officer	6
Total	4,706



Division of Bass – Repetitions and omissions

This table shows a break down of the informal ballot paper category “One first preference, but includes repetitions or omissions between 2 and 7”. Ballot papers are listed against the candidate that received the first preference, and by last formal preference.

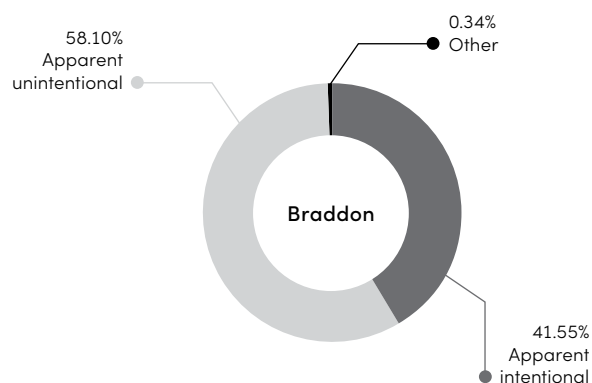
	Omissions - Last formal preference							Total
	1	2	3	4	5 - (no 6th pref)		6	
	(no 2nd pref)	(no 3rd pref)	(no 4th pref)	(no 5th pref)	5 last pref	later prefs	(no 7th pref)	
Tasmanian Greens								
BALL, Lauren	1	0	0	1	0	1	0	3
BARNETT, Carol	2	1	1	1	0	1	2	8
FITTLER, Jack	2	1	2	1	0	1	3	10
HALL, Tom	3	4	2	1	1	1	1	13
HENDRY, Calum	0	2	0	2	0	0	0	4
LAYTON-BENNETT, Anne	2	2	2	2	1	0	3	12
ROSOL, Cecily	6	0	4	5	0	1	6	22
Group B								
WALKER, Tim	6	2	2	1	0	0	0	11
Jacqui Lambie Network								
ARMSTRONG, Angela	1	6	14	6	3	1	2	33
JOHNSON, Ludwig	2	1	9	5	2	1	0	20
PENTLAND, Rebekah	5	1	11	11	3	0	6	37
Australian Labor Party								
ANDERSON, Melissa	2	1	2	2	0	0	1	8
DHINGRA, Roshan	4	1	0	0	0	0	1	6
FINLAY, Janie	11	13	12	13	5	3	16	73
GORDON, William	1	2	1	2	0	1	5	12
HINDS, Adrian	1	4	5	0	0	0	2	12
LYONS, Geoff	1	2	2	2	0	0	5	12
O'BYRNE, Michelle	8	10	15	10	2	6	14	65
Liberal Party								
FAIRS, Rob	24	13	5	5	4	3	7	61
FERGUSON, Michael	17	19	10	11	2	5	13	77
GATENBY, Chris	5	2	1	0	2	0	5	15
QUAILE, Sarah	3	2	1	1	2	0	4	13
SLADDEN, Julie	7	4	1	2	2	0	2	18
TRETHEWIE, Richard	3	1	0	0	0	0	1	5
WOOD, Simon	2	2	5	5	1	1	2	18
Animal Justice Party								
DAVIS, Ivan	19	9	5	3	3	0	3	42
Group G								
BROWN, Mark	0	1	4	0	1	0	3	9
Group H								
ALEXANDER, Lara	2	3	4	1	0	1	5	16
Shooters, Fishers, Farmers TAS								
FRYDRYCH, Michal	34	14	5	3	0	1	4	61
Group J								
DAVENPORT, Jack	0	1	0	0	0	0	0	1
ungrouped								
QUINN, Greg (Tubby)	23	10	5	4	2	0	2	46
RAZAY, George	2	2	1	3	1	2	5	16
Total	199	136	131	103	37	30	123	759

Repetitions - Last formal preference								Total
	1 (multiple 2nd pref)	2 (multiple 3rd pref)	3 (multiple 4th pref)	4 (multiple 5th pref)	5 (multiple 6th pref)	6 (multiple 7th pref)	Total	Total
Tasmanian Greens								
BALL, Lauren	3	2	3	3	2	3	16	19
BARNETT, Carol	3	3	4	0	0	1	11	19
FITTLER, Jack	3	3	0	0	1	1	8	18
HALL, Tom	0	3	1	0	0	1	5	18
HENDRY, Calum	2	1	0	0	3	0	6	10
LAYTON-BENNETT, Anne	2	4	1	2	1	2	12	24
ROSOL, Cecily	4	3	5	0	6	4	22	44
Group B								
WALKER, Tim	2	2	0	1	1	2	8	19
Jacqui Lambie Network								
ARMSTRONG, Angela	2	4	4	3	2	0	15	48
JOHNSON, Ludwig	0	3	1	1	4	3	12	32
PENTLAND, Rebekah	3	6	12	2	5	1	29	66
Australian Labor Party								
ANDERSON, Melissa	0	1	1	0	2	0	4	12
DHINGRA, Roshan	1	3	0	0	0	2	6	12
FINLAY, Janie	5	9	11	3	7	14	49	122
GORDON, William	2	3	0	3	0	1	9	21
HINDS, Adrian	2	2	3	0	0	2	9	21
LYONS, Geoff	3	0	2	1	1	1	8	20
O'BYRNE, Michelle	15	10	8	11	11	11	66	131
Liberal Party								
FAIRS, Rob	4	7	7	6	1	11	36	97
FERGUSON, Michael	8	13	11	16	6	18	72	149
GATENBY, Chris	2	5	3	1	1	3	15	30
QUAILE, Sarah	0	1	1	2	1	5	10	23
SLADDEN, Julie	0	3	3	3	1	1	11	29
TRETHERWIE, Richard	2	3	1	1	2	2	11	16
WOOD, Simon	3	0	1	2	3	3	12	30
Animal Justice Party								
DAVIS, Ivan	4	2	1	1	2	3	13	55
Group G								
BROWN, Mark	0	0	1	0	0	0	1	10
Group H								
ALEXANDER, Lara	0	1	3	1	3	3	11	27
Shooters, Fishers, Farmers TAS								
FRYDRYCH, Michal	5	3	4	2	3	2	19	80
Group J								
DAVENPORT, Jack	1	1	2	0	0	0	4	5
ungrouped								
QUINN, Greg (Tubby)	2	9	3	3	1	2	20	66
RAZAY, George	3	1	3	0	4	0	11	27
Total	86	111	100	68	74	102	541	1,300

2024 House of Assembly elections

Division of Braddon – Informal ballot paper survey

Apparent intentional informal voting	
Blank	1,077
Deliberate informal or scribble/messages only	1,092
Total	2,169
Apparent unintentional informality	
Contains writing identifying elector	4
Contains only ticks or crosses	964
Some numbers but no first preference	111
One first preference, but includes repetitions or omissions between 2 and 7	1,320
Two or more first preferences	
• 2 first preferences	312
• 3 first preferences	68
• 4 first preferences	30
• 5 first preferences	27
• 6 first preferences	21
• 7 first preferences	45
• 8 first preferences	
Consecutive numbers from 1 within each column	93
Other	4
• greater than 8 first preferences	34
Total	3,033
Otherwise determined as informal by the returning officer	18
Total	5,220



Division of Braddon – Repetitions and omissions

This table shows a break down of the informal ballot paper category “One first preference, but includes repetitions or omissions between 2 and 7”. Ballot papers are listed against the candidate that received the first preference, and by last formal preference.

	Omissions - Last formal preference							Total
	1 (no 2nd pref)	2 (no 3rd pref)	3 (no 4th pref)	4 (no 5th pref)	5 - (no 6th pref)		6 (no 7th pref)	
					5 last pref	later prefs		
Jacqui Lambie Network								
BESWICK, Miriam	13	5	27	6	1	3	10	65
CUTTS, Craig	9	4	19	5	6	2	5	50
REDGRAVE, James	7	6	17	13	1	3	6	53
Australian Labor Party								
BROAD, Shane	9	11	3	6	2	0	6	37
DIPROSE, Amanda	2	1	3	3	1	0	2	12
DOW, Anita	8	11	6	8	1	4	8	46
FACEY, Samantha	5	0	2	2	0	1	6	16
KIDD, Danielle	8	0	2	3	1	1	3	18
LUKE, Adrian	1	4	2	1	0	0	2	10
LYNCH, Chris	7	7	2	3	2	1	5	27
Liberal Party								
ELLIS, Felix	8	10	3	9	3	2	9	44
FABIAN, Patrick	2	0	4	2	0	0	1	9
JAENSCH, Roger	4	2	4	4	1	1	5	21
LAIDLER, Sarina	4	2	2	2	2	0	2	14
MEAD, Vonette	5	4	3	3	0	2	4	21
ROCKLIFF, Jeremy	25	19	15	21	5	10	28	123
SIMPSON, Giovanna	9	6	2	6	1	1	2	27
Tasmanian Greens								
BRIGGS, Darren	3	6	2	3	1	2	0	17
KERSEY, Sarah	2	0	1	2	0	0	0	5
LOVELL, Leeya	3	2	0	0	0	1	1	7
McLOUGHLIN, Michael	1	0	0	1	0	0	0	2
MORROW, Erin	0	1	1	1	0	0	0	3
WARD, Susanne	1	0	0	0	0	0	1	2
WILDEN, Petra	1	0	0	0	0	0	0	1
Animal Justice Party								
KING, Julia M	14	4	1	7	0	1	2	29
Shooters, Fishers, Farmers TAS								
JONES, Brenton	2	0	9	3	1	0	5	20
MARSHALL, Dale	4	2	12	5	0	2	6	31
SWANSON, Kim	0	0	9	2	2	0	2	15
Group G								
GARLAND, Craig	26	10	5	7	3	3	12	66
ungrouped								
BURNETT, Gatty	0	0	0	0	0	0	0	0
COURTNEY, Andrea	1	0	0	0	0	0	1	2
FRESHNEY, Peter	3	1	2	2	2	0	5	15
HAMER, Liz	1	1	0	1	0	0	2	5
Total	188	119	158	131	36	40	141	813

Repetitions - Last formal preference								Total	Total
	1 (multiple 2nd pref)	2 (multiple 3rd pref)	3 (multiple 4th pref)	4 (multiple 5th pref)	5 (multiple 6th pref)	6 (multiple 7th pref)	Total	Total	
Jacqui Lambie Network									
BESWICK, Miriam	9	14	4	4	3	3	37	102	
CUTTS, Craig	10	8	7	5	3	0	33	83	
REDGRAVE, James	3	7	5	5	3	5	28	81	
Australian Labor Party									
BROAD, Shane	4	8	1	3	5	10	31	68	
DIPROSE, Amanda	3	1	1	1	0	2	8	20	
DOW, Anita	10	5	7	2	10	12	46	92	
FACEY, Samantha	4	1	2	0	1	1	9	25	
KIDD, Danielle	1	3	1	0	1	3	9	27	
LUKE, Adrian	1	2	0	0	2	4	9	19	
LYNCH, Chris	2	3	1	2	5	2	15	42	
Liberal Party									
ELLIS, Felix	3	4	6	2	4	6	25	69	
FABIAN, Patrick	3	0	1	1	1	1	7	16	
JAENSCH, Roger	2	5	4	1	4	3	19	40	
LAIDLER, Sarina	5	1	3	1	1	0	11	25	
MEAD, Vonette	0	2	3	1	0	2	8	29	
ROCKLIFF, Jeremy	19	20	16	13	18	22	108	231	
SIMPSON, Giovanna	4	6	2	4	0	2	18	45	
Tasmanian Greens									
BRIGGS, Darren	1	1	2	3	1	4	12	29	
KERSEY, Sarah	1	1	0	0	1	0	3	8	
LOVELL, Leeya	0	0	0	0	1	1	2	9	
McLOUGHLIN, Michael	0	1	0	1	0	0	2	4	
MORROW, Erin	0	0	0	0	0	0	0	3	
WARD, Susanne	0	0	0	0	0	0	0	2	
WILDEN, Petra	1	0	0	0	1	1	3	4	
Animal Justice Party									
KING, Julia M	4	0	3	1	0	1	9	38	
Shooters, Fishers, Farmers TAS									
JONES, Brenton	2	3	2	0	0	0	7	27	
MARSHALL, Dale	3	3	1	2	0	0	9	40	
SWANSON, Kim	0	0	1	0	0	0	1	16	
Group G									
GARLAND, Craig	7	7	5	5	3	2	29	95	
ungrouped									
BURNETT, Gatty	0	0	0	0	0	0	0	0	
COURTNEY, Andrea	0	0	0	2	0	0	2	4	
FRESHNEY, Peter	1	1	2	0	2	1	7	22	
HAMER, Liz	0	0	0	0	0	0	0	5	
Total	103	107	80	59	70	88	507	1,320	

2024 House of Assembly elections

Division of Clark – Informal ballot paper survey

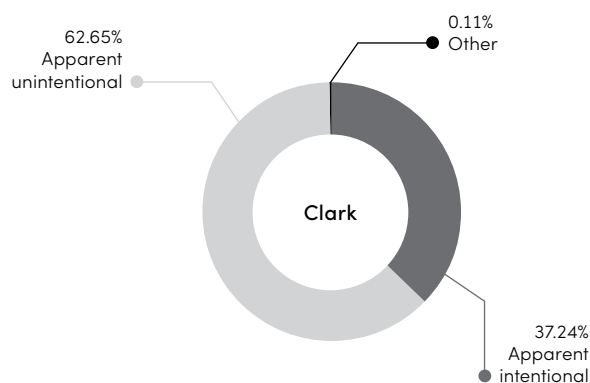
Apparent intentional informal voting

Blank	706
Deliberate informal or scribble/messages only	655
Total	1,361

Apparent unintentional informality

Contains writing identifying elector	3
Contains only ticks or crosses	829
Some numbers but no first preference	64
One first preference, but includes repetitions or omissions between 2 and 7	978
Two or more first preferences	
• 2 first preferences	185
• 3 first preferences	56
• 4 first preferences	30
• 5 first preferences	16
• 6 first preferences	10
• 7 first preferences	32
• 8 first preferences	8
• 9 first preferences	16
• 10 first preferences	11
• 11 first preferences	
Consecutive numbers from 1 within each column	39
Other	2
• greater than 11 first preferences	11
Total	2,290

Otherwise determined as informal by the returning officer	4
Total	3,655



Division of Clark – Repetitions and omissions

This table shows a break down of the informal ballot paper category “One first preference, but includes repetitions or omissions between 2 and 7”. Ballot papers are listed against the candidate that received the first preference, and by last formal preference.

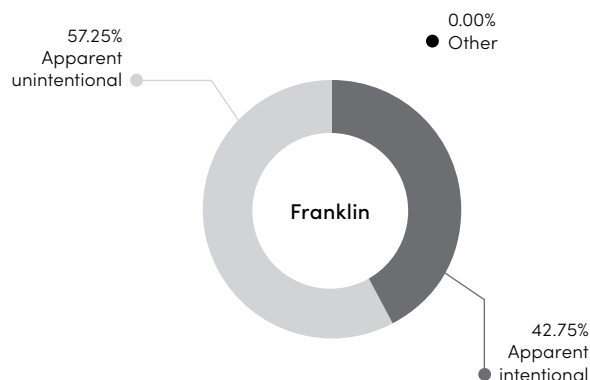
	Omissions - Last formal preference							Total
	1 (no 2nd pref)	2 (no 3rd pref)	3 (no 4th pref)	4 (no 5th pref)	5 - (no 6th pref)		6 (no 7th pref)	
					5 last pref	later prefs		
Australian Labor Party								
BENSON, Stuart	3	3	5	3	2	1	0	17
DAVIS, Simon	1	3	3	4	0	3	3	17
HADDAD, Ella	6	9	5	8	2	1	9	40
KAMARA, John	2	4	6	1	1	2	2	18
PRINCE, Rebecca	2	1	2	5	1	3	4	18
WALLACE, Susan	1	1	3	3	0	1	3	12
WILLIE, Josh	10	11	13	9	2	3	11	59
Liberal Party								
ALDERGHAM, Mohammad	0	0	2	0	0	0	0	2
ATTERBURY, Emma	1	4	2	1	0	0	1	9
BEHRAKIS, Simon	3	6	3	7	5	3	8	35
GOURLAY, Jon	2	1	1	1	1	1	2	9
OGILVIE, Madeleine	4	3	3	4	7	0	6	27
SEARLE, Catherine	1	0	2	2	0	0	2	7
VERMEY, Marcus	5	3	4	2	0	0	6	20
Animal Justice Party								
DAVIES, Casey	9	6	5	2	1	0	2	25
Local Network (LN)								
CAMPBELL, Sam	1	0	0	0	0	0	1	2
FORMBY, Frank	0	0	0	0	0	0	0	0
NUNN, David	0	1	0	2	0	0	0	3
ZOLLNER, Ranae	0	0	0	0	0	0	0	0
Group E								
JOHNSTON, Kristie	14	8	7	7	2	1	7	46
Tasmanian Greens								
BAYLEY, Vica	2	2	4	4	1	1	5	19
BURNET, Helen	1	5	4	2	1	0	2	15
HOARE, Trenton	1	0	0	4	0	0	0	5
JONES, Peter	0	2	2	1	1	0	1	7
SHELLEY, Janet	1	1	1	1	0	0	3	7
VOLF, Nathan	0	2	0	0	0	1	0	3
ZALOTOCKYJ, James	0	1	1	1	0	0	0	3
Group G								
HICKEY, Sue	7	8	3	4	3	0	13	38
Shooters, Fishers, Farmers TAS								
BENNETT, Lorraine	1	6	2	0	1	0	2	12
PICKIN, Adrian	4	5	2	1	0	1	1	14
Group I								
LOHBERGER, Ben	0	0	2	1	1	0	0	4
Group J								
ELLIOT, Louise	7	3	3	1	0	0	4	18
ungrouped								
FORSTER, John Michael	0	0	0	0	0	0	0	0
TRIFFITT, Angela	0	0	0	1	0	0	0	1
VOGEL, Stefan	0	0	0	0	0	0	0	0
Total	89	99	90	82	32	22	98	512

	Repetitions - Last formal preference						Total	Total
	1 (multiple 2nd pref)	2 (multiple 3rd pref)	3 (multiple 4th pref)	4 (multiple 5th pref)	5 (multiple 6th pref)	6 (multiple 7th pref)		
Australian Labor Party								
BENSON, Stuart	8	2	1	2	1	2	16	33
DAVIS, Simon	5	2	1	4	0	3	15	32
HADDAD, Ella	11	7	11	5	3	9	46	86
KAMARA, John	4	4	1	4	4	0	17	35
PRINCE, Rebecca	6	2	1	2	0	4	15	33
WALLACE, Susan	3	2	2	0	0	2	9	21
WILLIE, Josh	9	8	9	3	4	8	41	100
Liberal Party								
ALDERGHAM, Mohammad	0	0	1	1	0	1	3	5
ATTERBURY, Emma	2	4	3	0	1	0	10	19
BEHRAKIS, Simon	6	4	8	4	6	8	36	71
GOURLAY, Jon	1	1	1	0	1	2	6	15
OGILVIE, Madeleine	2	4	7	6	0	9	28	55
SEARLE, Catherine	0	3	1	1	1	1	7	14
VERMEY, Marcus	5	3	3	4	1	6	22	42
Animal Justice Party								
DAVIES, Casey	2	2	2	1	0	0	7	32
Local Network (LN)								
CAMPBELL, Sam	0	0	0	0	1	0	1	3
FORMBY, Frank	0	0	1	0	0	0	1	1
NUNN, David	0	0	0	1	0	0	1	4
ZOLLNER, Ranae	1	0	0	1	0	0	2	2
Group E								
JOHNSTON, Kristie	7	6	11	6	4	7	41	87
Tasmanian Greens								
BAYLEY, Vica	3	6	6	8	5	6	34	53
BURNET, Helen	3	2	3	2	4	7	21	36
HOARE, Trenton	1	0	1	0	1	1	4	9
JONES, Peter	0	0	0	1	1	0	2	9
SHELLEY, Janet	3	4	0	1	0	0	8	15
VOLF, Nathan	3	3	0	0	1	1	8	11
ZALOTOCKYJ, James	1	0	0	0	0	0	1	4
Group G								
HICKEY, Sue	4	5	4	3	3	2	21	59
Shooters, Fishers, Farmers TAS								
BENNETT, Lorraine	1	2	0	1	0	1	5	17
PICKIN, Adrian	2	3	2	2	0	0	9	23
Group I								
LOHBERGER, Ben	2	3	3	1	0	0	9	13
Group J								
ELLIOT, Louise	3	4	2	2	0	2	13	31
ungrouped								
FORSTER, John Michael	0	0	0	0	0	0	0	0
TRIFFITT, Angela	1	0	0	0	0	0	1	2
VOGEL, Stefan	1	2	1	1	1	0	6	6
Total	100	88	86	67	43	82	466	978

2024 House of Assembly elections

Division of Franklin – Informal ballot paper survey

Apparent intentional informal voting	
Blank	872
Deliberate informal or scribble/messages only	887
Total	1,759
Apparent unintentional informality	
Contains writing identifying elector	4
Contains only ticks or crosses	750
Some numbers but no first preference	59
One first preference, but includes repetitions or omissions between 2 and 7	1,099
Two or more first preferences	
• 2 first preferences	252
• 3 first preferences	45
• 4 first preferences	25
• 5 first preferences	15
• 6 first preferences	13
• 7 first preferences	27
• 8 first preferences	19
• 9 first preferences	10
• 10 first preferences	
Consecutive numbers from 1 within each column	28
Other	2
• greater than 10 first preferences	8
Total	2,356
Otherwise determined as informal by the returning officer	0
Total	4,115



Division of Franklin – Repetitions and omissions

This table shows a break down of the informal ballot paper category “One first preference, but includes repetitions or omissions between 2 and 7”. Ballot papers are listed against the candidate that received the first preference, and by last formal preference.

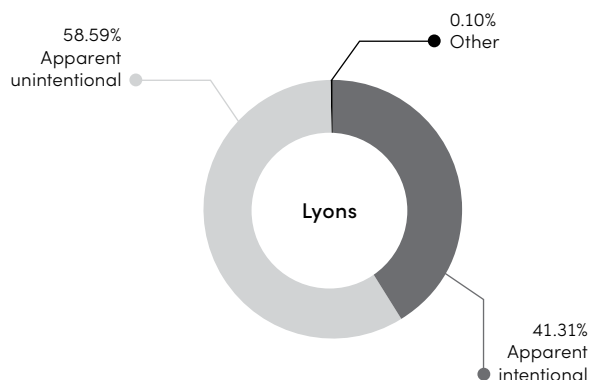
	Omissions - Last formal preference							Total
	1 (no 2nd pref)	2 (no 3rd pref)	3 (no 4th pref)	4 (no 5th pref)	5 - (no 6th pref)		6 (no 7th pref)	
					5 last pref	later prefs		
Tasmanian Greens								
CAMBERS-SMITH, Jenny	0	3	0	3	0	0	1	7
CAMPBELL, Christine	2	3	1	1	0	1	4	12
CORDOVER, Gideon	0	2	0	0	0	0	1	3
DARKO, Jade	1	3	1	0	0	0	1	6
FITZGERALD, Owen	1	4	3	0	1	0	2	11
MROSEK, Lukas	1	3	1	1	0	3	1	10
WOODRUFF, Rosalie	3	8	6	3	3	3	3	29
Liberal Party								
ABETZ, Eric	6	5	0	5	3	1	8	28
ANTOLLI, Aldo	1	1	3	2	1	0	3	11
GARVIN, Josh	2	0	2	2	1	0	1	8
McGREGOR, Jock	3	0	2	1	0	2	2	10
PETRUSMA, Jacquie	7	8	4	5	0	3	13	40
STREET, Nic	5	4	1	1	1	2	1	15
YOUNG, Dean	4	4	5	3	2	0	3	21
Group C								
O'BYRNE, David	17	11	11	4	5	6	24	78
Jacqui Lambie Network								
CALLAGHAN, Marshall	4	2	8	2	1	0	4	21
HALLAHAN, Conor	3	2	8	3	0	0	2	18
HANNAN, Chris	2	2	7	4	1	0	6	22
Animal Justice Party								
THOMAS-WURTH, Jehni	21	4	3	2	2	0	5	37
Group F								
MULDER, Tony	4	1	0	2	0	0	2	9
Australian Labor Party								
ALTIMIRA, Ebony	2	2	5	1	0	1	3	14
BAILEY, Simon	5	0	4	1	0	1	1	12
BROWN, Meg	8	5	6	7	2	2	6	36
DEANE, Kaspar	4	3	3	3	0	1	4	18
PREGNELL, Philip	1	0	2	1	1	0	0	5
THORPE, Toby	11	4	5	4	2	1	5	32
WINTER, Dean	6	7	10	11	5	4	10	53
Group H								
GLADE-WRIGHT, Clare	1	2	3	0	2	0	1	9
Local Network (LN)								
DELANEY, Martine	2	0	0	3	1	0	0	6
ungrouped								
CORDOVER, Tamar	1	0	1	0	0	0	0	2
ELLISTON, Bob	1	1	0	1	0	1	0	4
Total	129	94	105	76	34	32	117	587

Repetitions - Last formal preference								Total	Total
	1 (multiple 2nd pref)	2 (multiple 3rd pref)	3 (multiple 4th pref)	4 (multiple 5th pref)	5 (multiple 6th pref)	6 (multiple 7th pref)	Total	Total	
Tasmanian Greens									
CAMBERS-SMITH, Jenny	1	1	2	1	1	1	7	14	
CAMPBELL, Christine	3	1	3	0	3	3	13	25	
CORDOVER, Gideon	2	2	3	0	1	2	10	13	
DARKO, Jade	2	1	2	1	0	0	6	12	
FITZGERALD, Owen	1	1	1	0	0	2	5	16	
MROSEK, Lukas	2	0	0	0	0	1	3	13	
WOODRUFF, Rosalie	14	8	13	7	10	11	63	92	
Liberal Party									
ABETZ, Eric	7	8	7	3	6	6	37	65	
ANTOLLI, Aldo	3	1	3	1	2	2	12	23	
GARVIN, Josh	0	2	1	0	0	2	5	13	
McGREGOR, Jock	2	3	1	1	0	1	8	18	
PETRUSMA, Jacquie	11	8	7	5	5	12	48	88	
STREET, Nic	5	3	6	1	5	1	21	36	
YOUNG, Dean	2	6	0	2	3	4	17	38	
Group C									
O'BYRNE, David	6	8	16	7	5	2	44	122	
Jacqui Lambie Network									
CALLAGHAN, Marshall	1	3	2	3	0	1	10	31	
HALLAHAN, Conor	1	3	2	2	1	0	9	27	
HANNAN, Chris	1	4	3	2	3	1	14	36	
Animal Justice Party									
THOMAS-WURTH, Jehni	3	7	2	1	1	1	15	52	
Group F									
MULDER, Tony	1	0	2	1	0	0	4	13	
Australian Labor Party									
ALTIMIRA, Ebony	1	1	2	0	1	3	8	22	
BAILEY, Simon	1	1	1	0	1	2	6	18	
BROWN, Meg	7	4	3	8	3	9	34	70	
DEANE, Kaspar	2	1	4	1	1	3	12	30	
PREGNELL, Philip	2	2	0	0	0	0	4	9	
THORPE, Toby	2	3	5	3	1	6	20	52	
WINTER, Dean	13	11	12	6	9	14	65	118	
Group H									
GLADE-WRIGHT, Clare	0	1	4	0	1	1	7	16	
Local Network (LN)									
DELANEY, Martine	0	1	0	0	1	0	2	8	
ungrouped									
CORDOVER, Tamar	0	0	0	0	0	0	0	2	
ELLISTON, Bob	2	0	1	0	0	0	3	7	
Total	98	95	108	56	64	91	512	1,099	

2024 House of Assembly elections

Division of Lyons – Informal ballot paper survey

Apparent intentional informal voting	
Blank	1,221
Deliberate informal or scribble/messages only	1,162
Total	2,383
Apparent unintentional informality	
Contains writing identifying elector	3
Contains only ticks or crosses	1,084
Some numbers but no first preference	135
One first preference, but includes repetitions or omissions between 2 and 7	1,414
Two or more first preferences	
• 2 first preferences	331
• 3 first preferences	85
• 4 first preferences	51
• 5 first preferences	38
• 6 first preferences	32
• 7 first preferences	59
• 8 first preferences	28
• 9 first preferences	
Consecutive numbers from 1 within each column	79
Other	5
• greater than 9 first preferences	36
Total	3,380
Otherwise determined as informal by the returning officer	6
Total	5,769



Division of Lyons – Repetitions and omissions

This table shows a break down of the informal ballot paper category “One first preference, but includes repetitions or omissions between 2 and 7”. Ballot papers are listed against the candidate that received the first preference, and by last formal preference.

	Omissions - Last formal preference							Total
	1 (no 2nd pref)	2 (no 3rd pref)	3 (no 4th pref)	4 (no 5th pref)	5 - (no 6th pref)		6 (no 7th pref)	
					5 last pref	later prefs		
Tasmanian Greens								
ALLAN, Alistair	0	2	0	1	1	0	0	4
BADGER, Tabatha	4	4	3	1	0	1	5	18
BROWN, Craig	3	5	0	1	0	0	2	11
HOUGHTON, Mitch	1	1	0	3	1	1	2	9
MILLAR, Glenn	1	0	1	0	0	0	0	2
RUBENACH-QUINN, Hannah	5	4	0	1	1	1	2	14
WHISSON, Gary	3	3	0	0	1	2	1	10
Australian Labor Party								
BATT, Edwin	3	2	1	0	0	0	3	9
BUTLER, Jen	3	6	5	5	1	4	7	31
DUDMAN, Ben	5	4	0	5	1	0	5	20
FARRELL, Casey	3	1	2	4	1	0	2	13
GOSS, Richard	9	6	6	2	0	1	10	34
McQUEENEY, Carole	2	1	0	1	2	1	1	8
WHITE, Rebecca	41	37	20	22	3	11	37	171
Jacqui Lambie Network								
JENNER, Andrew	4	6	14	7	2	1	7	41
PFITZNER, Troy	5	3	13	8	0	1	2	32
PYECROFT, Lesley	0	1	11	7	0	1	3	23
Group D								
TUCKER, John	18	4	4	4	1	1	8	40
Shooters, Fishers, Farmers TAS								
BIGG, Phillip	3	1	2	2	5	1	7	21
BROADBY, Shane	2	2	4	2	8	1	4	23
Di FALCO, Carlo	2	0	2	0	6	3	3	16
TURALE, Wayne	1	3	1	1	15	1	4	26
WILLIAMS, Ray	3	2	6	0	11	4	9	35
Liberal Party								
BARNETT, Guy	8	6	7	5	4	2	15	47
BROWN, Gregory	5	2	4	5	0	0	1	17
CAMERON, Stephanie	5	9	4	1	1	1	1	22
DERKSEN, Justin	0	1	5	3	0	0	1	10
HALLETT, Richard	2	2	1	2	0	1	6	14
HOWLETT, Jane	14	4	5	13	0	3	11	50
SHELTON, Mark	9	5	4	7	3	3	5	36
Animal Justice Party								
GRALTON, Anna Megan	19	4	1	9	4	0	9	46
Group H								
OFFORD, Angela	1	2	0	1	0	0	3	7
ungrouped								
BRANCH-ALLEN, Jenny	1	0	0	0	0	0	0	1
MILLER, Fraser	0	0	1	0	0	0	0	1
ROBERTS, Andrew	0	0	0	0	1	0	0	1
TRIFFITT, Loueen (Lou)	2	0	0	1	0	0	0	3
Total	187	133	127	124	73	46	176	866

Repetitions - Last formal preference								Total
	1 (multiple 2nd pref)	2 (multiple 3rd pref)	3 (multiple 4th pref)	4 (multiple 5th pref)	5 (multiple 6th pref)	6 (multiple 7th pref)	Total	Total
Tasmanian Greens								
ALLAN, Alistair	2	0	2	0	0	2	6	10
BADGER, Tabatha	3	4	3	1	4	7	22	40
BROWN, Craig	2	2	2	0	1	3	10	21
HOUGHTON, Mitch	3	0	2	1	0	1	7	16
MILLAR, Glenn	2	1	0	1	0	0	4	6
RUBENACH-QUINN, Hannah	3	0	3	1	0	3	10	24
WHISSON, Gary	1	1	2	0	1	2	7	17
Australian Labor Party								
BATT, Edwin	4	0	1	3	0	2	10	19
BUTLER, Jen	5	2	3	0	1	5	16	47
DUDMAN, Ben	2	2	3	2	1	2	12	32
FARRELL, Casey	3	2	1	0	0	2	8	21
GOSS, Richard	3	1	3	1	4	7	19	53
McQUEENEY, Carole	1	0	0	0	0	0	1	9
WHITE, Rebecca	29	16	23	12	15	30	125	296
Jacqui Lambie Network								
JENNER, Andrew	5	5	6	4	4	2	26	67
PFITZNER, Troy	4	8	7	2	1	1	23	55
PYECROFT, Lesley	5	5	1	3	3	5	22	45
Group D								
TUCKER, John	0	6	5	4	0	2	17	57
Shooters, Fishers, Farmers TAS								
BIGG, Phillip	2	1	1	1	0	0	5	26
BROADBY, Shane	1	0	0	2	4	2	9	32
Di FALCO, Carlo	2	0	0	2	4	1	9	25
TURALE, Wayne	2	1	1	0	0	1	5	31
WILLIAMS, Ray	0	1	0	4	1	2	8	43
Liberal Party								
BARNETT, Guy	10	10	8	4	2	8	42	89
BROWN, Gregory	3	2	3	1	1	4	14	31
CAMERON, Stephanie	3	2	1	0	4	9	19	41
DERKSEN, Justin	1	0	2	0	0	2	5	15
HALLETT, Richard	1	0	2	1	2	3	9	23
HOWLETT, Jane	6	4	0	4	3	7	24	74
SHELTON, Mark	5	2	4	4	5	8	28	64
Animal Justice Party								
GRALTON, Anna Megan	3	2	0	3	3	2	13	59
Group H								
OFFORD, Angela	0	0	0	0	2	0	2	9
ungrouped								
BRANCH-ALLEN, Jenny	1	0	1	0	0	1	3	4
MILLER, Fraser	1	1	1	0	0	0	3	4
ROBERTS, Andrew	1	1	0	0	0	0	2	3
TRIFFITT, Loueen (Lou)	1	1	1	0	0	0	3	6
Total	120	83	92	61	66	126	548	1,414

Appendix B

Last 3 periodic cycles of
Legislative Council elections

2007–2024

Last 6 House of Assembly elections

23 March 2024

1 May 2021

3 March 2018

15 March 2014

20 March 2010

18 March 2006

Legislative Council election statistics

This table contains statistics on the last three periodic cycles of Legislative Council elections. For earlier elections statistics, see previous editions of this publication.

	No. of candidates	Electors Enrolled	Electors who voted		Pre-poll voters		Postal voters				Informal votes		
			Number	% of enrolled electors	Number	% of electors who voted	Number issued	% of enrolled electors	Number admitted	% of electors who voted	Number	% of electors who voted	
2007	Montgomery	1	UNCONTESTED										
	Nelson	6	23,118	18,729	81.01%	1,235	6.59%	1,493	6.46%	1,392	7.43%	494	2.64%
	Pembroke	6	23,451	20,525	87.52%	843	4.11%	1,879	8.01%	1,746	8.51%	669	3.26%
2008	Huon	2	24,539	20,332	82.86%	777	3.82%	1,987	8.10%	1,793	8.82%	748	3.68%
	Rosevears	2	23,402	18,760	80.16%	1,107	5.90%	1,369	5.85%	1,244	6.63%	881	4.70%
Elections conducted on new boundaries determined 10 May 2008													
2009	Derwent	3	24,491	20,098	82.06%	448	2.23%	1,495	6.10%	1,335	6.64%	855	4.25%
	Mersey	4	23,568	20,271	86.01%	2,148	10.60%	1,134	4.81%	1,010	4.98%	564	2.78%
	Windermere	5	23,311	18,756	80.46%	832	4.44%	1,530	6.56%	1,411	7.52%	672	3.58%
	Pembroke by-election	8	24,697	21,005	85.05%	2,445	11.64%	1,876	7.60%	1,683	8.01%	740	3.52%
2010	Apsley	1	UNCONTESTED										
	Elwick	3	25,242	20,476	81.19%	2,481	12.12%	2,007	7.95%	1,814	8.86%	842	4.10%
2011	Derwent by-election	5	24,905	21,085	84.66%	1,359	6.45%	1,578	6.34%	1,407	6.67%	1,410	6.69%
	Launceston	4	23,689	20,010	84.47%	2,270	11.34%	1,409	5.95%	1,276	6.38%	673	3.36%
	Murchison	1	UNCONTESTED										
	Rumney	6	25,289	21,578	85.33%	1,946	9.02%	1,519	6.01%	1,421	6.59%	968	4.49%
2012	Hobart	6	23,690	17,949	75.77%	1,265	7.05%	1,606	6.78%	1,402	7.81%	550	3.06%
	Western Tiers	2	23,478	19,136	81.51%	398	2.08%	1,973	8.40%	1,771	9.25%	1,080	5.64%
2013	Montgomery	4	23,866	20,715	86.80%	2,184	10.54%	1,374	5.76%	1,209	5.84%	1,096	5.29%
	Nelson	4	22,983	18,818	81.88%	1,906	10.13%	1,799	7.83%	1,572	8.35%	668	3.55%
	Pembroke	3	24,727	21,260	85.98%	1,928	9.07%	1,981	8.01%	1,802	8.48%	774	3.64%
2014	Huon	7	25,276	21,528	85.17%	855	3.97%	2,310	9.14%	2,049	9.52%	912	4.24%
	Rosevears	2	25,047	20,369	81.32%	2,419	11.88%	1,663	6.64%	1,428	7.01%	728	3.57%
2015	Derwent	2	25,816	20,698	80.18%	1,340	6.47%	1,539	5.96%	1,399	6.76%	1,283	6.20%
	Mersey	2	23,857	20,245	84.86%	2,256	11.14%	1,204	5.05%	1,098	5.42%	737	3.64%
	Windermere	4	23,374	18,375	78.61%	1,209	6.58%	1,634	6.99%	1,488	8.10%	972	5.29%
2016	Apsley	4	23,334	19,623	84.10%	1,979	10.09%	1,810	7.76%	1,580	8.05%	788	4.02%
	Elwick	3	25,580	20,135	78.71%	2,407	11.95%	1,585	6.20%	1,411	7.01%	1,019	5.06%
2017	Launceston	6	24,270	20,441	84.22%	2,410	11.79%	1,768	7.28%	1,520	7.44%	746	3.65%
	Murchison	2	24,145	20,392	84.46%	2,643	12.96%	1,611	6.67%	1,401	6.87%	676	3.32%
	Rumney	6	27,891	23,554	84.45%	2,768	11.75%	1,743	6.25%	1,515	6.43%	919	3.90%
	Pembroke by-election	7	26,079	22,266	85.38%	3,393	15.24%	1,672	6.41%	1,479	6.64%	772	3.47%

		No. of candidates	Electors Enrolled	Electors who voted		Pre-poll voters		Postal voters				Informal votes	
				Number	% of enrolled electors	Number	% of electors who voted	Number issued	% of enrolled electors	Number admitted	% of electors who voted	Number	% of electors who voted
Elections conducted on new boundaries determined 5 August 2017													
2018	Hobart	6	24,665	18,849	76.42%	2,491	13.22%	1,687	6.84%	1,419	7.53%	554	2.94%
	Prosser	13	23,527	20,345	86.48%	2,614	12.85%	2,061	8.76%	1,880	9.24%	1,018	5.00%
2019	Montgomery	4	27,913	23,520	84.26%	4,656	19.80%	1,156	4.14%	1,020	4.34%	889	3.78%
	Nelson	10	24,086	19,826	82.31%	4,135	20.86%	1,288	5.35%	1,077	5.43%	547	2.76%
	Pembroke	5	22,980	19,583	85.22%	3,428	17.50%	1,290	5.61%	1,129	5.77%	632	3.23%
2020	Huon	6	26,048	22,287	85.56%	1,787	8.02%	10,964	42.09%	10,366	46.51%	571	2.56%
	Rosevears	6	27,503	23,326	84.81%	2,758	11.82%	11,445	41.61%	10,732	46.01%	462	1.98%
2021	Derwent	3	26,618	21,730	81.64%	4,375	20.13%	2,162	8.12%	1,734	7.98%	1,217	5.60%
	Mersey	1	28,627	UNCONTESTED									
	Windermere	5	27,342	22,360	81.78%	4,309	19.27%	2,526	9.24%	2,051	9.17%	1,084	4.85%
2022	Elwick	3	23,925	18,668	78.03%	2,352	12.60%	7,076	29.58%	6,450	34.55%	680	3.64%
	Huon by-election	5	26,876	23,166	86.20%	1,605	6.93%	10,037	37.35%	9,313	40.20%	615	2.65%
	McIntyre	3	29,391	24,394	83.00%	3,323	13.62%	8,785	29.89%	7,989	32.75%	869	3.56%
	Pembroke by-election	5	23,286	18,905	81.19%	4,660	24.65%	1,923	8.26%	1,730	9.15%	574	3.04%
2023	Launceston	2	25,361	20,895	82.39%	4,238	20.28%	2,622	10.34%	2,381	11.40%	1,020	4.88%
	Murchison	4	28,114	23,949	85.19%	5,960	24.89%	1,952	6.94%	1,756	7.33%	936	3.91%
	Rumney	4	27,606	22,744	82.39%	3,994	17.56%	2,352	8.52%	2,060	9.06%	726	3.19%
2024	Elwick by-election	4	23,669	19,134	80.84%	6,030	31.51%	1,833	7.74%	1,654	8.64%	816	4.26%
	Hobart	7	24,538	19,769	80.56%	4,370	22.11%	1,923	7.84%	1,706	8.63%	497	2.51%
	Prosser	5	27,419	22,365	81.57%	6,454	28.86%	1,977	7.21%	1,785	7.98%	856	3.83%

Note:

Since 2006, voters issued with interstate pre-polls and Antarctic votes have been counted as postal votes.

Since 2010, express votes have also been included with the postal count.

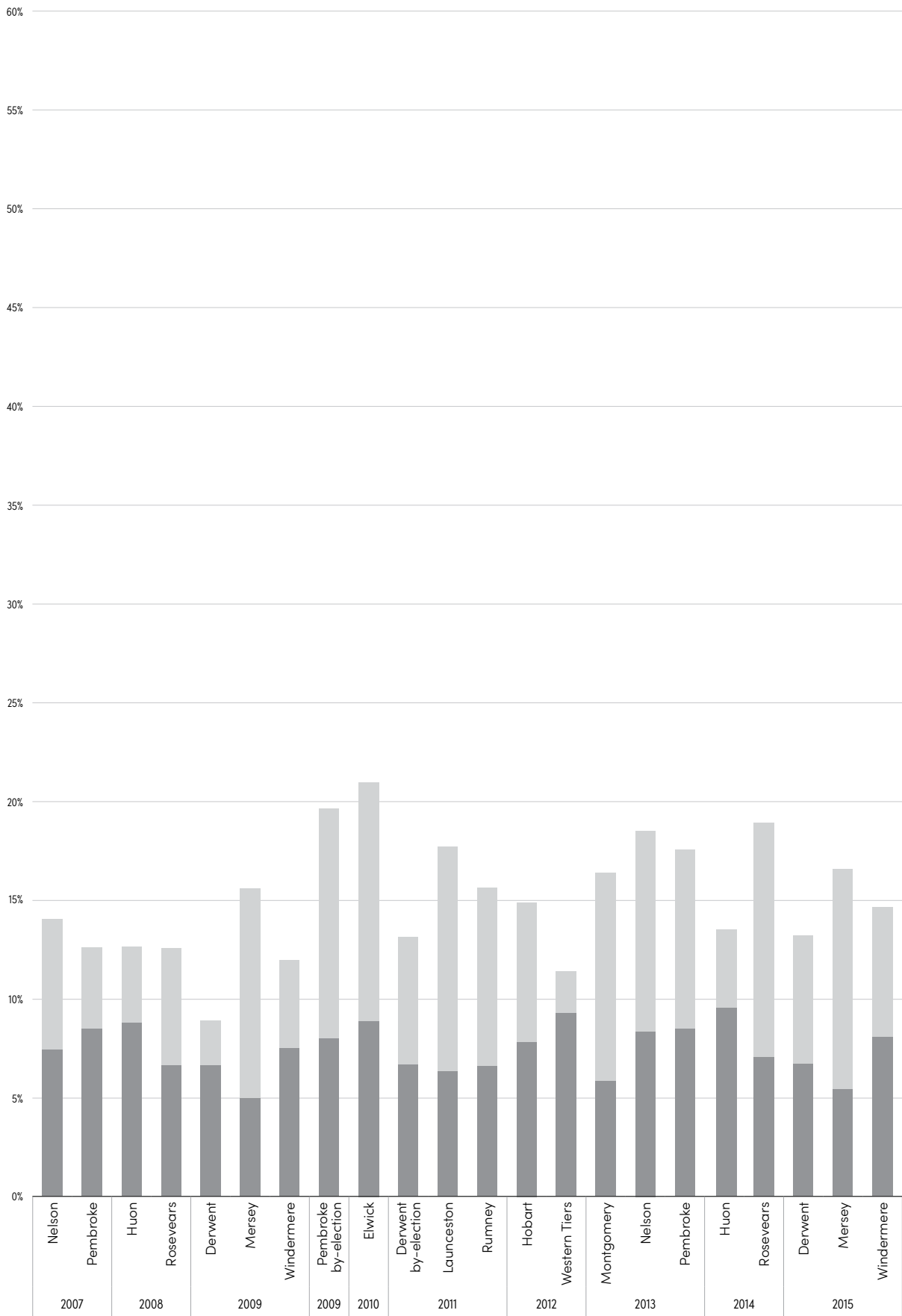
During the COVID pandemic in 2020 the TEC encouraged postal voting, resulting in a higher percentage of postal ballots.

The 2021 Legislative Council elections were held concurrently with the State House of Assembly election.

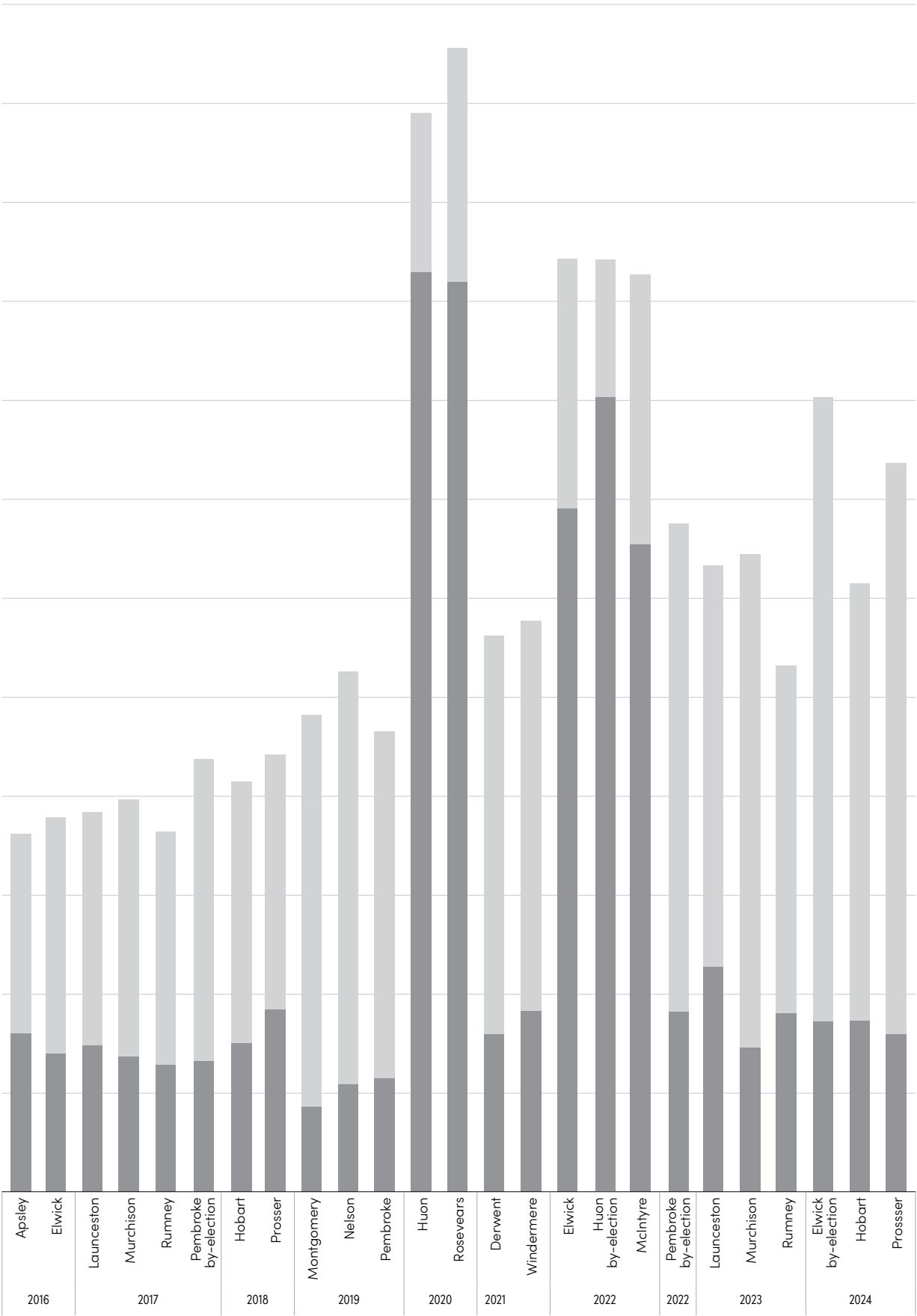
A postal vote application form was included in an information pack sent to all electors, resulting in a higher percentage of postal votes.

Since 2022, telephone votes have been included in the postal count.

Early votes (pre-poll and postal) admitted as a percentage of electors who voted



- Pre-poll
- Postal



House of Assembly election statistics

General election statistics

	18-Mar-06	20-Mar-10	15-Mar-14	3-Mar-18	1-May-21	23-Mar-24
Estimated mean population	486,000	504,400	513,400	524,700	541,500	574,700
Voting Eligible Population (VEP)	n/a	n/a	382,263	389,894	404,844	415,007
Close of roll enrolment	341,481	357,315	366,442	381,183	394,432	408,197
Enrolment (% of mean population)	70.26	70.84	71.38	72.65	72.84	71.03
Enrolment rate (% of VEP)	n/a	n/a	95.86	97.77	97.43	98.36
Ballot papers cast	324,008	335,353	342,595	352,180	359,805	372,077
% of electors on the roll	94.88	93.85	93.49	92.39	91.22	91.15
Formal ballot papers	309,622	320,438	326,163	334,871	341,350	348,612
Informal ballot papers	14,386	14,915	16,432	17,309	18,455	23,465
Informality rate (%)	4.44	4.45	4.80	4.91	5.13	6.31
No. of candidates	95	89	126	109	105	167
No. of deposits forfeited	46	37	47	55	50	85
No. elected at first count	7	6	8	7	5	4
Total number of counts*	198	194	330	253	203	340
Greatest no. of counts in a division	47	59	87	73	52	85

* Number of members in Tasmania's House of Assembly increased in 2024 from 25 to 35, with each division increasing from 5 members to 7.

Party representation

	Liberal Party		Australian Labor Party		Tasmanian Greens		Jacqui Lambie Network		Other		
	Proportion of seats	Seats won	Proportion of seats	Seats won	Proportion of seats	Seats won	Proportion of seats	Seats won	Proportion of seats	Seats won	
2024	12.83	14	10.15	10	4.86	5	2.34	3	4.82	3	35 Members
2021	12.18	13	7.05	9	3.09	2	-	-	2.67	1	25 Members
2018	12.56	13	8.16	10	2.57	2	-	-	1.70	0	25 Members
2014	12.80	15	6.83	7	3.46	3	-	-	1.91	0	25 Members
2010	9.75	10	9.22	10	5.40	5	-	-	0.63	0	25 Members
2006	7.95	7	12.32	14	4.16	4	-	-	0.57	0	25 Members

Close of roll enrolment

	Bass	Braddon	Clark [^]	Franklin	Lyons	Tasmania
2024	80,126	83,875	74,236	82,238	87,722	408,197
2021	78,182	81,211	73,998	78,130	82,911	394,432
2018	74,624	73,601	74,397	79,290	79,271	381,183
2014	72,754	72,238	72,445	74,189	74,816	366,442
2010	71,305	72,016	71,322	70,326	72,346	357,315
2006	67,160	69,835	68,207	69,903	66,376	341,481

Ballot papers cast

	Bass	Braddon	Clark [^]	Franklin	Lyons	Tasmania	Percentage
2024	72,630	76,213	67,258	76,156	79,820	372,077	91.15%
2021	70,896	73,924	67,131	72,289	75,565	359,805	91.22%
2018	68,499	68,098	68,026	74,161	73,396	352,180	92.39%
2014	67,589	67,757	67,174	69,893	70,182	342,595	93.49%
2010	66,860	67,773	66,317	66,593	67,810	335,353	93.85%
2006	63,703	66,394	64,285	66,523	63,103	324,008	94.88%

Informality rate (%)

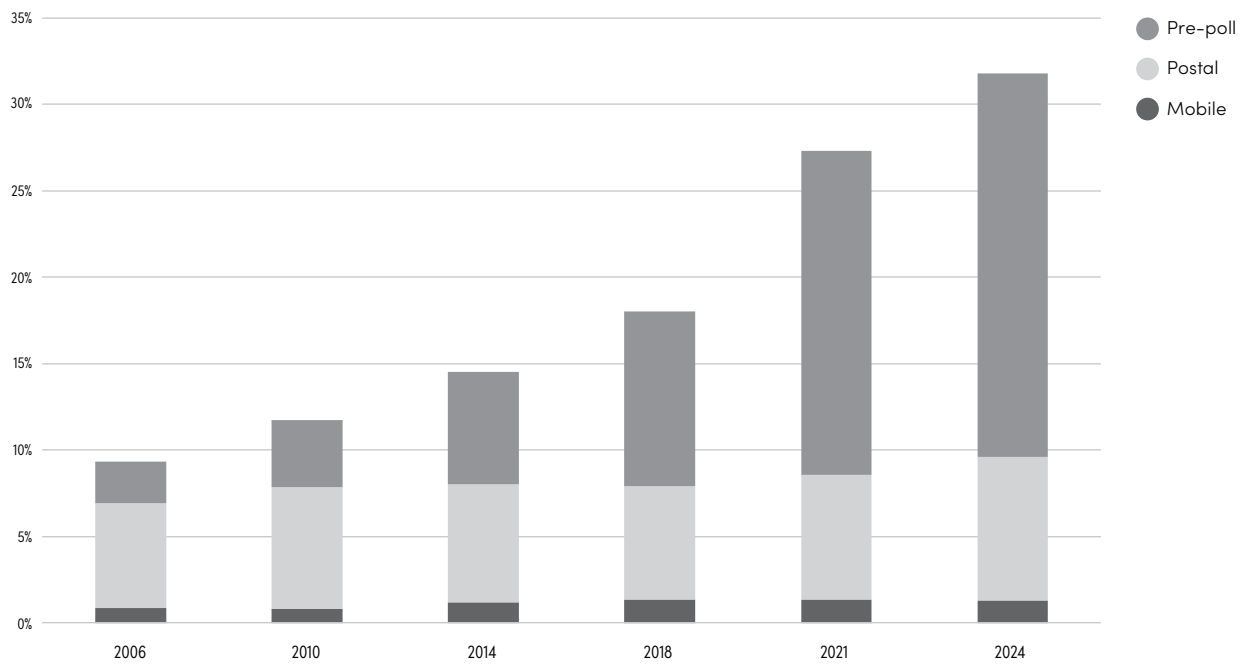
	Bass	Braddon	Clark [^]	Franklin	Lyons	Tasmania
2024	6.48	6.85	5.43	5.40	7.23	6.31
2021	5.00	5.36	5.03	4.19	6.01	5.13
2018	5.14	5.57	4.17	4.03	5.69	4.91
2014	4.63	5.12	4.79	3.99	5.45	4.80
2010	4.73	4.86	3.83	3.83	4.97	4.45
2006	4.72	4.65	4.27	3.86	4.73	4.44

[^]was Division of Denison prior to 2021 elections. Following amendments to the *Constitution Act*, which gained Royal Assent on 28 September 2018, House of Assembly electoral names and boundaries were updated to match changes to Federal divisions.

Special votes admitted

	2006	2010	2014	2018	2021	2024
Polling Day - Out of Division	17,462	20,890	21,649	23,311	17,444	16,264
Provisional	3,556	3,315	1,979	1,488	1,665	1,181
Early votes						
Pre-poll	7,938	13,456	22,830	36,426	69,644	82,719
Postal	20,446	24,101	24,086	23,425	26,942	30,832
Mobile	2,821	2,720	4,197	4,933	4,992	4,787
Total Early votes	20,446	40,277	51,113	64,784	101,578	118,338
Total	41,464	64,482	74,741	89,583	120,687	135,783

Early votes (pre-poll, postal, mobile special votes) admitted as a percentage of total ballot papers cast



Exhausted votes

	Bass	Braddon	Clark^	Franklin	Lyons	Tasmania
2024	4,953	3,317	3,475	2,947	4,182	18,874
2021	3,529	2,635	3,020	1,641	1,706	12,531
2018	5,983	4,934	2,992	1,191	7,224	22,324
2014	4,948	5,516	6,630	2,212	3,458	22,764
2010	2,635	2,224	2,830	2,896	2,128	12,713
2006	984	526	2,135	1,065	540	5,250

^was Division of Denison prior to 2024 elections. Following amendments to the *Constitution Act*, which gained Royal Assent on 28 September 2018, House of Assembly electoral names and boundaries were updated to match changes to Federal divisions.

Appendix C

Candidate details

2022-2024 Legislative Council elections

2024 House of Assembly elections

Legislative Council candidate details

2022 Periodic elections

Division of Elwick

BELLAMY, Hannah	Legal Officer	Lenah Valley	Tasmanian Greens
CAZALY, Rick	Health Fitness and Wellbeing Consultant	Lenah Valley	Independent
*^ WILLIE, Josh	Member of Parliament	Moonah	Australian Labor Party

Division of Huon (by-election)

ANTOLLI, Aldo	CEO	Kingston Beach	Liberal Party
CAPLICE, Pat	Home duties	Margate	The Local Party
CORDOVER, Gideon	Kingborough Councillor	Allens Rivulet	Tasmanian Greens
^ HARRISS, Dean	Construction Supervisor	Huonville	Independent
THORPE, Toby	Public Servant	Huonville	Australian Labor Party

Division of McIntyre

DOWNIE, David	Farmer	Campbell Town	Independent
HOUGHTON, Mitchell	Horticulturalist	Blackstone Heights	Tasmanian Greens
*^ RATTRAY, Tania	Member of Parliament	Bridport	Independent

2022 by-election

Division of Pembroke (by-election)

BREWER, Deborah	Teacher	Lindisfarne	Tasmanian Greens
BROWN, Gregory	Small business owner	Bellerive	Liberal Party
Di FALCO, Carlo	Groundsman	Forcett	Shooters, Fishers, Farmers TAS
^ EDMUNDS, Luke	Councillor	Bellerive	Australian Labor Party
WILLINK, Hans Jurriaan	IT Project Assurance	Acton Park	Independent

2023 Periodic elections

Division of Launceston

*^ ARMITAGE, Rosemary	Member of Parliament	Launceston	Independent
ROSOL, Cecily	Self-employed Counsellor	South Launceston	Tasmanian Greens

Division of Murchison

BURNETT, Gatty	Youth Worker	Devonport	Independent
*^ FORREST, Ruth	Member of Parliament	Wynyard	Independent
HUTCHISON, Codie	Relief Teacher	Preolenna	Independent
JONES, Brenton	Retired Marine Master	Melrose	Shooters, Fishers, Farmers TAS

2023 Periodic elections, cont'd**Division of Rumney**

	BROWN, Gregory	Small Business Owner	Bellerive	Liberal Party
*^	LOVELL, Sarah	Member of Parliament	Cambridge	Australian Labor Party
	MULDER, Tony	Clarence City Councillor	Howrah	Independent
	PICKIN, Adrian	Manager	Claremont	Shooters, Fishers, Farmers TAS

2024 Periodic elections**Division of Elwick (by-election)**

	CANGELOSI, Fabiano	Lawyer	Margate	Independent
	McLAUGHLIN, Tessa	Electrician	Lutana	Australian Labor Party
	SHELLEY, Janet	Sustainability Director	Lenah Valley	Tasmanian Greens
^	THOMAS, Bec	Mayor	Berriedale	Independent

Division of Hobart

	BURTON, Charlie	Deputy CEO	Sandy Bay	Independent
	CAMPBELL, Sam	Project Manager	Hobart	Independent
	HAYNES, Michael	Town Planner	Hobart	Independent
	KAMARA, John	Child Safety Officer	Granton	Australian Labor Party
	KELLY, John	Self Employed	West Hobart	Independent
^	O'CONNOR, Cassy	Activist	West Hobart	Tasmanian Greens
	VOGEL, Stefan	Scientist	West Hobart	Independent

Division of Prosser

	BIGG, Phillip	Tradesman	New Norfolk	Shooters, Fishers, Farmers TAS
	GREEN, Bryan	Tourism Operator	Buckland	Australian Labor Party
	SHARPE, Pam	Retired University Professor	Swansea	Independent
	SPAULDING, Kelly	Hospitality	Highcroft	Independent
^	VINCENT, Kerry	Business Owner	Forcett	Liberal Party

* denotes incumbent member

^ denotes elected candidate

House of Assembly candidate details

Division of Bass		
Tasmanian Greens		
BALL, Lauren	Student	Rowella
BARNETT, Carol	Artist	Launceston
FITTLER, Jack	Political Adviser	East Launceston
HALL, Tom	Medical Doctor	Launceston
HENDRY, Calum	Teacher	Trevallyn
LAYTON-BENNETT, Anne	Writer	Swan Bay
[^] ROSOL, Cecily	Counsellor	South Launceston
Group B		
WALKER, Tim	Councillor	South Launceston
Jacqui Lambie Network		
ARMSTRONG, Angela	Solicitor	Low Head
JOHNSON, Ludwig	Machine Shop Manager	Exeter
[^] PENTLAND, Rebekah	Business Owner	White Hills
Australian Labor Party		
ANDERSON, Melissa	Administrative Officer	Invermay
DHINGRA, Roshan	Retail Specialist	South Launceston
^{*^} FINLAY, Janie	Member of Parliament	St Leonards
GORDON, William	Registered Nurse	Trevallyn
HINDS, Adrian	Brewery Technician	Newstead
LYONS, Geoff	Retired	Riverside
^{*^} O'BYRNE, Michelle	Member of Parliament	East Launceston
Liberal Party		
[^] FAIRS, Rob	Radio Announcer	South Launceston
^{*^} FERGUSON, Michael	Member of Parliament	Trevallyn
GATENBY, Chris	Adviser	West Launceston
QUAILE, Sarah	Teacher	Newstead
SLADDEN, Julie	Medical Doctor	Legana
TRETHEWIE, Richard	Ministerial Adviser	Launceston
^{*^} WOOD, Simon	Member of Parliament	Newstead
Animal Justice Party		
DAVIS, Ivan	Bus Driver	Claremont
Group G		
BROWN, Mark	Driving Instructor	Lanena
Group H		
[*] ALEXANDER, Lara	Member of Parliament	Newstead
Shooters, Fishers, Farmers TAS		
FRYDRYCH, Michal	Retired	Legana
Group J		
DAVENPORT, Jack	Unemployed	Blackwall
ungrouped		
QUINN, Greg (Tubby)	Truck Owner/Operator	Akaroa
RAZAY, George	Doctor	Relbia

* denotes incumbent member

[^] denotes elected candidate

Division of Braddon**Jacqui Lambie Network**

^	BESWICK, Miriam	Program Manager	Ambleside
	CUTTS, Craig	Rescue Paramedic	Devonport
	REDGRAVE, James	Commercial Investigator	Shearwater

Australian Labor Party

*^	BROAD, Shane	Member of Parliament	Turners Beach
	DIPROSE, Amanda	Electorate Officer	Ulverstone
*^	DOW, Anita	Member of Parliament	Romaine
	FACEY, Samantha	Quality Assessor	Smithton
	KIDD, Danielle	Program Manager	Burnie
	LUKE, Adrian	Company Director	Spreyton
	LYNCH, Chris	Learning and Development Coordinator	Upper Burnie

Liberal Party

*^	ELLIS, Felix	Member of Parliament	Sassafras
	FABIAN, Patrick	Teacher	Ulverstone
*^	JAENSCH, Roger	Member of Parliament	Wynyard
	LAIDLER, Sarina	Councillor	Naracoopa
	MEAD, Vonette	Manager	Sassafras
*^	ROCKLIFF, Jeremy	Member of Parliament	Sassafras
	SIMPSON, Giovanna	Youth Worker	Havenview

Tasmanian Greens

	BRIGGS, Darren	Doctor	Penguin
	KERSEY, Sarah	Retired	Devonport
	LOVELL, Leeya	Teacher Assistant	Devonport
	McLOUGHLIN, Michael	Customer Service Officer	Devonport
	MORROW, Erin	Psychologist	Devonport
	WARD, Susanne	Manager - Employment Services	Devonport
	WILDEN, Petra	Science Lab Technician	Tugrah

Animal Justice Party

	KING, Julia M	Music Teacher	Ulverstone
--	---------------	---------------	------------

Shooters, Fishers, Farmers TAS

	JONES, Brenton	Retired Marine Master	Melrose
	MARSHALL, Dale	Company Director	Latrobe
	SWANSON, Kim	Retired	Burnie

Group G

^	GARLAND, Craig	Fisherman	Boat Harbour
---	----------------	-----------	--------------

ungrouped

	BURNETT, Gatty	Youth Worker	Devonport
	COURTNEY, Andrea	Administrative Clerk	Wynyard
	FRESHNEY, Peter	Small Business Owner	Squeaking Point
	HAMER, Liz	Truck Driver	Strahan

* denotes incumbent member

^ denotes elected candidate

House of Assembly candidate details, cont'd

Division of Clark

Australian Labor Party

BENSON, Stuart	Candidate	New Town
DAVIS, Simon	Organiser	Sandy Bay
*^ HADDAD, Ella	Member of Parliament	Lenah Valley
KAMARA, John	Senior Cultural Consultant	Granton
PRINCE, Rebecca	Public Servant	Battery Point
WALLACE, Susan	Candidate	South Hobart
^ WILLIE, Josh	Politician	Moonah

Liberal Party

ALDERGHAM, Mohammad	Chief Executive Officer	Queens Domain
ATTERBURY, Emma	Entrepreneur	West Hobart
*^ BEHRAKIS, Simon	Member of Parliament	New Town
GOURLAY, Jon	Accountant	Sandy Bay
*^ OGILVIE, Madeleine	Member of Parliament	South Hobart
SEARLE, Catherine	Consultant	Lewisham
VERMEY, Marcus	Butcher	West Hobart

Animal Justice Party

DAVIES, Casey	Storeperson	Moonah
---------------	-------------	--------

Local Network (LN)

CAMPBELL, Sam	Data Admin Assistant	Hobart
FORMBY, Frank	Medical Practitioner	West Moonah
NUNN, David	Publican	South Hobart
ZOLLNER, Ranae	Student	New Town

Group E

*^ JOHNSTON, Kristie	Member of Parliament	Glenorchy
----------------------	----------------------	-----------

Tasmanian Greens

*^ BAYLEY, Vica	Member of Parliament	Taroona
^ BURNET, Helen	Deputy Lord Mayor	North Hobart
HOARE, Trenton	Student	South Hobart
JONES, Peter	Volunteer	Lenah Valley
SHELLEY, Janet	Director of Sustainability	Lenah Valley
VOLF, Nathan	Social Worker	Sandy Bay
ZALOTOCKYJ, James	Early Childhood Educator	Taroona

Group G

HICKEY, Sue	Director	Rosetta
-------------	----------	---------

Shooters, Fishers, Farmers TAS

BENNETT, Lorraine	Retired	Granton
PICKIN, Adrian	Council Employee	Claremont

Group I

LOHBERGER, Ben	Charity Worker	New Town
----------------	----------------	----------

Group J

ELLIOT, Louise	Councillor	West Hobart
----------------	------------	-------------

ungrouped

FORSTER, John Michael	Business Analyst	Dynnyrne
TRIFFITT, Angela	Consultant	Rosetta
VOGEL, Stefan	Scientist	West Hobart

* denotes incumbent member

^ denotes elected candidate

Division of Franklin**Tasmanian Greens**

CAMBERS-SMITH, Jenny	Councillor	Crabtree
CAMPBELL, Christine	Business Owner	Lymington
CORDOVER, Gideon	Councillor	Allens Rivulet
DARKO, Jade	Software Engineer	Rokeby
FITZGERALD, Owen	Student	South Arm
MROSEK, Lukas	Draftsperson	Garden Island Creek
*^ WOODRUFF, Rosalie	Member of Parliament	Lymington

Liberal Party

^ ABETZ, Eric	Consultant	Blackmans Bay
ANTOLLI, Aldo	Chief Executive Officer	Kingston Beach
GARVIN, Josh	Student	New Town
McGREGOR, Jock	Self-Employed	Taroona
^ PETRUSMA, Jacquie	Principal Adviser	Roches Beach
*^ STREET, Nic	Member of Parliament	Blackmans Bay
* YOUNG, Dean	Member of Parliament	Bellerive

Group C

*^ O'BYRNE, David	Member of Parliament	New Town
-------------------	----------------------	----------

Jacqui Lambie Network

CALLAGHAN, Marshall	Child Safety Officer	Glen Huon
HALLAHAN, Conor	General Manager	Seven Mile Beach
HANNAN, Chris	Mental Health Professional	Seven Mile Beach

Animal Justice Party

THOMAS-WURTH, Jehni	Retired	Geeveston
---------------------	---------	-----------

Group F

MULDER, Tony	Councillor	Howrah
--------------	------------	--------

Australian Labor Party

ALTIMIRA, Ebony	Project Manager	Bellerive
BAILEY, Simon	Education Manager	Sandford
^ BROWN, Meg	Electorate Officer	Warrane
DEANE, Kaspar	Teacher	Taroona
PREGNELL, Philip	Correctional Supervisor	Acton Park
THORPE, Toby	Deputy Mayor	Geeveston
*^ WINTER, Dean	Member of Parliament	Kingston Beach

Group H

GLADE-WRIGHT, Clare	Deputy Mayor	Kingston
---------------------	--------------	----------

Local Network (LN)

DELANEY, Martine	Screenwriter	Risdon Vale
------------------	--------------	-------------

ungrouped

CORDOVER, Tamar	Community Representative	South Arm
ELLISTON, Bob	Retired	Howrah

* denotes incumbent member

^ denotes elected candidate

Division of Lyons			
Tasmanian Greens			
	ALLAN, Alistair	Environmental Campaigner	Dodges Ferry
^	BADGER, Tabatha	Self Employed Contractor	Ellendale
	BROWN, Craig	Retired General Practitioner	Eaglehawk Neck
	HOUGHTON, Mitch	Student	Blackstone Heights
	MILLAR, Glenn	Volunteer Coordinator	Forcett
	RUBENACH-QUINN, Hannah	Small Business Owner/Operator	St Marys
	WHISSON, Gary	Environmental Consultant	Orford
Australian Labor Party			
	BATT, Edwin	Lawyer	Melton Mowbray
*^	BUTLER, Jen	Member of Parliament	St Helens
	DUDMAN, Ben	Councillor	Westbury
	FARRELL, Casey	Chief Executive Officer	Molesworth
	GOSS, Richard	Teacher	Longford
	McQUEENEY, Carole	Councillor	Orford
*^	WHITE, Rebecca	Member of Parliament	Richmond
Jacqui Lambie Network			
^	JENNER, Andrew	Retired Magistrate	Richmond
	PFITZNER, Troy	Self Employed	Brighton
	PYECROFT, Lesley	Registered Nurse	Perth
Group D			
*	TUCKER, John	Member of Parliament	The Gardens
Shooters, Fishers, Farmers TAS			
	BIGG, Phillip	Tradesman	New Norfolk
	BROADBY, Shane	Plant Operator	Bellerive
	Di FALCO, Carlo	Council Employee	Forcett
	TURALE, Wayne	Retired	Bronte Park
	WILLIAMS, Ray	Retailer	New Norfolk
Liberal Party			
*^	BARNETT, Guy	Member of Parliament	Newstead
	BROWN, Gregory	Publican	Orford
	CAMERON, Stephanie	Farmer	Chudleigh
	DERKSEN, Justin	Builder	New Norfolk
	HALLETT, Richard	Farmer	Hollow Tree
^	HOWLETT, Jane	Politician	Battery Point
*^	SHELTON, Mark	Member of Parliament	Bracknell
Animal Justice Party			
	GRALTON, Anna Megan	Customer Care Specialist	Dromedary
Group H			
	OFFORD, Angela	Veterinarian	White Hills
ungrouped			
	BRANCH-ALLEN, Jenny	Chief Executive Officer	Collinsvale
	MILLER, Fraser	Chief Financial Officer	Colebrook
	ROBERTS, Andrew	Property Maintenance Contractor	Deloraine
	TRIFFITT, Loueen (Lou)	Mayor	Hamilton
* denotes incumbent member			
^ denotes elected candidate			

Appendix D

Polling place details

2022-2024 Legislative Council elections

2024 House of Assembly elections

Legislative Council polling place details

2022 Periodic elections

Division of Elwick				
Polling place name	Locality	Premise name	Address	Postcode
Collinsvale	Collinsvale	Collinsvale Primary School	508 Collinsvale Rd, Collinsvale	7012
Glenorchy	Glenorchy	Glenorchy Primary School	Hull St, Glenorchy	7010
Glenorchy Central	Glenorchy	Cosgrove High School	286 Main Rd, Glenorchy	7010
Goodwood	Derwent Park	Goodwood Primary School	Elmsleigh Rd, Derwent Park	7009
Lenah Valley	Lenah Valley	Lenah Valley Primary School	11 Creek Rd, Lenah Valley	7008
Lutana	Lutana	Southern ITF Taekwon-Do	12 Ashbolt Cres, Lutana	7009
Merton	Glenorchy	Tolosa Hall	148 Tolosa St, Glenorchy	7010
Moonah	Moonah	Moonah Community Centre	7 Gormanston Rd, Moonah	7009
Moonah East	Moonah	Bowen Road Primary School	35 Bowen Rd, Moonah	7009
Moonah North	Moonah	Moonah Primary School	40 Derwent Park Rd, Derwent Park	7009
Rosetta	Rosetta	Montrose Bay High School	865 Brooker Ave, Rosetta	7010

Division of Huon (by-election)				
Polling place name	Locality	Premise name	Address	Postcode
Adventure Bay	Adventure Bay	Adventure Bay Hall	Adventure Bay Rd, Adventure Bay	7150
Alonnah	Alonnah	Bruny Island District School	15 School Rd, Alonnah	7150
Blackmans Bay	Blackmans Bay	Illawarra Primary School	6 Tinderbox Rd, Blackmans Bay	7052
Cradoc	Cradoc	Cradoc Park	8247 Channel Hwy, Cradoc	7109
Cygnets	Cygnets	Cygnets Town Hall	Mary St, Cygnets	7112
Dover	Dover	Dover District School	6940 Huon Hwy, Dover	7117
Franklin	Franklin	Palais Theatre	3388 Huon Hwy, Franklin	7113
Geeveston	Geeveston	Geeveston Primary School	63 Arve Rd, Geeveston	7116
Glen Huon	Glen Huon	Glen Huon Primary School	801 Glen Huon Rd, Glen Huon	7109
Howden	Howden	Howden Fire Station	Howden Rd, Howden	7054
Huonville	Huonville	Huonville Primary School	74 Wilmot Rd, Huonville	7109
Judbury	Judbury	Judbury Community Centre	1273 Glen Huon Rd, Judbury	7109
Kettering	Kettering	Kettering Community Centre	2963 Channel Hwy, Kettering	7050
Margate	Margate	Margate Hall	1744 Channel Hwy, Margate	7054
Middleton	Middleton	South Channel Community Centre	McDowall St, Middleton	7163
Mountain River	Mountain River	Mountain River Memorial Hall	263 Mountain River Rd, Mountain River	7109
Ranelagh	Ranelagh	Ranelagh Soldiers Memorial Hall	40 Marguerite St, Ranelagh	7109
Sandfly	Sandfly	Sandfly Hall	811 Sandfly Rd, Sandfly	7150
Snug	Snug	Snug Primary School	2208 Channel Hwy, Snug	7054
Southport	Southport	Southport Community Centre	8606 Huon Hwy, Southport	7109
Woodbridge	Woodbridge	Woodbridge Hall	3445 Channel Hwy, Woodbridge	7162

2022 Periodic elections, cont'd

Division of McIntyre				
Polling place name	Locality	Premise name	Address	Postcode
Avoca	Avoca	Avoca War Memorial Hall	3 Falmouth St, Avoca	7213
Bracknell	Bracknell	Bracknell Boys & Girls Club Building	Louisa St, Bracknell	7302
Branxholm	Branxholm	Branxholm Community Hall	Stoke St, Branxholm	7261
Bridport	Bridport	Bridport Hall	Main St, Bridport	7262
Carrick	Carrick	Carrick Public Hall	29 Meander Valley Rd, Carrick	7291
Chudleigh	Chudleigh	Chudleigh Memorial Hall	54 Sorell St, Chudleigh	7304
Cressy	Cressy	Cressy Community Hall	Main St, Cressy	7302
Deloraine	Deloraine	Deloraine High School Hall	24 Lansdowne Pl, Deloraine	7304
Derby	Derby	Derby Town Hall	Cnr Main & Krushka Sts, Derby	7264
Elizabeth Town	Elizabeth Town	Elizabeth Town Fire Station	5816 Bass Hwy, Elizabeth Town	7304
Epping	Epping Forest	Epping Forest Public Hall	13515 Midland Hwy, Epping Forest	7211
Evandale	Evandale	Evandale Primary School	5-11 Barclay St, Evandale	7212
Fingal	Fingal	Fingal Neighbourhood House	20 Talbot St, Fingal	7214
Gladstone	Gladstone	Gladstone Hall	1 Carr St, Gladstone	7264
Hagley	Hagley	Hagley Farm Primary School	2508 Meander Valley Rd, Hagley	7292
Lady Barron	Lady Barron	Lady Barron Memorial Hall	Main Rd, Lady Barron	7255
Longford	Longford	Longford War Memorial Hall	Wellington St, Longford	7301
Meander	Meander	Meander Memorial Hall	124 Main Rd, Meander	7304
Mole Creek	Mole Creek	Mole Creek Primary School	4 Caveside Rd, Mole Creek	7304
Perth	Perth	Perth Community Centre	173 Fairtlough St, Perth	7300
Railton	Railton	Sheffield School (Railton Campus)	94 Foster St, Railton	7305
Ringarooma	Ringarooma	Ringarooma Hall	Charles St, Ringarooma	7263
Scamander	Scamander	Scamander Sports Complex	Coach Rd, Scamander	7215
Scottsdale	Scottsdale	St Barnabas' Church Hall	55 King St, Scottsdale	7260
St Helens	St Helens	Portland Memorial Hall	Cecilia St, St Helens	7216
St Marys	St Marys	St Marys Community Hall	23 Main St, St Marys	7215
Westbury	Westbury	Westbury Town Hall	26 Lyall St, Westbury	7303
Whitemark	Whitemark	Whitemark Lions Club	James St, Whitemark	7255
Winnaleah	Winnaleah	Winnaleah Memorial Hall	20 Main St, Winnaleah	7263

Pre-poll voting centres				
Division	Locality	Premise name	Address	Postcode
Elwick	Moonah (Glenorchy)	Your Church Tasmania	29 Charles St, Moonah	7009
Huon	Huntingfield	Kingborough Family Church	11 Glory Pl, Huntingfield	7055
Huon	Huonville	Huonville Town Hall	40 Main St, Huonville	7109
McIntyre	Deloraine	Deloraine Community Complex	8 Alveston Dr, Deloraine	7304
McIntyre	Launceston		58 Charles St, Launceston	7250
McIntyre	Longford	Longford War Memorial Hall	55 Wellington St, Longford	7301
McIntyre	Scottsdale	St Barnabas' Church Hall	55 King St, Scottsdale	7260
McIntyre	St Helens	Portland Memorial Hall	39 Cecilia St, St Helens	7216

Legislative Council polling place details

2022 by-election

Division of Pembroke

Polling place name	Locality	Premise name	Address	Postcode
Bellerive	Bellerive	Clarence Police & Community Youth Club Inc	10 Scott St, Bellerive	7018
Clarence	Bellerive	Clarence High School	25 Wentworth St, Bellerive	7018
Geilston Bay	Geilston Bay	Lindisfarne North Primary School	271 East Derwent Hwy, Geilston Bay	7015
Howrah	Howrah	Howrah Scout Hall	Howrah Primary School, Howrah Rd, Howrah	7018
Lindisfarne	Lindisfarne	Lindisfarne Primary School	17 Loatta Rd, Lindisfarne	7015
Lindisfarne Village	Lindisfarne	St Aidans Church Hall	54 Lincoln St, Lindisfarne	7015
Montagu Bay	Montagu Bay	Montagu Bay Primary School	10 Conara Rd, Montagu Bay	7018
Mornington	Mornington	Mackillop College	39 Currajong St, Mornington	7018
Tranmere	Howrah	Howrah Church of Christ	30 Holland Ct, Howrah	7018
Warrane	Warrane	Warrane Primary School	213 Cambridge Rd, Warrane	7018

Pre-poll voting centres

Division	Locality	Premise name	Address	Postcode
Pembroke	Bellerive	Clarence Uniting Church	Corner Cambridge Road & York Street, Bellerive	7018

2023 Periodic elections

Division of Launceston				
Polling place name	Locality	Premise name	Address	Postcode
Agfest	Agfest	Quercus - Rural Youth Park	Oaks Rd, Carrick	7291
East Launceston	East Launceston	East Launceston Pavilion - P&F Assoc.	Oxford St, East Launceston	7250
Five Ways	South Launceston	St Mark's Church Hall	6 Hobart Rd, South Launceston	7249
Hadspen	Hadspen	Hadspen Uniting Church Centre	47 Main St, Hadspen	7290
Kings Meadows	Kings Meadows	Kings Meadows High School	93 Guy St, Kings Meadows	7249
Launceston	Launceston	Pilgrim Hall	Pilgrim Uniting Church, 36 Paterson St, Launceston	7250
Launceston Central	Launceston	Chalmers Hall	163 St John St, Launceston	7250
Newstead	Newstead	Punchbowl Primary School	146 Punchbowl Rd, Newstead	7250
Norwood	Norwood	Norwood Primary School	103 Norwood Ave, Norwood	7250
Prospect Vale	Prospect Vale	Residential Retirement Village Clubrooms	12 Casino Rise, Prospect Vale	7250
South Launceston	South Launceston	Launceston RSL	313-315 Wellington St, South Launceston	7249
Youngtown	Youngtown	Youngtown Primary School	Cnr Victoria & Napier St, Youngtown	7249

Legislative Council polling place details

2023 Periodic elections, cont'd

Division of Murchison				
Polling place name	Locality	Premise name	Address	Postcode
Boat Harbour	Boat Harbour	Boat Harbour Primary School	17386 Bass Hwy, Boat Harbour	7321
Burnie	Burnie	Burnie City Council Offices	80 Wilson St, Burnie	7320
Calder	Calder	Calder Hall	1320 Calder Rd, Calder	7325
Cooee	Cooee	Cooee Primary School	Bass Hwy, Cooee	7320
Currie	Currie	Currie Town Hall	Cnr Meech & George St, Currie	7256
Edith Creek	Edith Creek	Edith Creek Primary School	1282 Trowutta Rd, Edith Creek	7330
Elliott	Elliott	Elliott Community Centre	829 Murchison Hwy, Elliott	7325
Forest	Forest	Forest Primary School	422 Mengha Rd, Forest	7330
Grassy	Grassy	Grassy Fire Station	6 Fern Tree Dr, Grassy	7256
Irishtown	Irishtown	Irishtown Community Centre	602 Irishtown Rd, Irishtown	7330
Marrawah	Marrawah	Marrawah Memorial Hall	844 Comeback Rd, Marrawah	7330
Montello	Montello	Montello Primary School	83 Bird St, Montello	7320
Moorleah	Moorleah	Moorleah Community Centre	720 Preolenna Rd, Moorleah	7321
Queenstown	Queenstown	Queenstown Memorial Hall	53 Orr St, Queenstown	7467
Rocky Cape	Rocky Cape	Rocky Cape Public Hall	19074 Bass Hwy, Rocky Cape	7321
Rosebery	Rosebery	Rosebery Neighbourhood Centre	8 Agnes St, Rosebery	7470
Shorewell Park	Shorewell Park	Hellyer College	41-43 Mooreville Rd, Shorewell Park	7320
Sisters Beach	Sisters Beach	Sisters Beach Fire Station	Honeysuckle Ave, Sisters Beach	7325
Sisters Creek	Sisters Creek	Myalla Community Centre	Myalla Recreation Ground, 29 Myalla Rd, Sisters Creek	7325
Smithton	Smithton	Smithton Primary School	27-43 Grant St, Smithton	7330
Somerset	Somerset	Somerset Primary School	30A Beaufort St, Somerset	7322
Stanley	Stanley	Stanley Primary School	28 Pearse St, Stanley	7330
Strahan	Strahan	Strahan Primary School	2 Bay St, Strahan	7468
Tullah	Tullah	Tullah Town Hall	24 Farrell St, Tullah	7321
Waratah	Waratah	Waratah Municipal Chambers	12-14 Smith St, Waratah	7321
Wynyard Central	Wynyard	Wynyard Senior Citizens Clubrooms	28 Jackson St, Wynyard	7325
Wynyard West	Wynyard	Wynyard High School	30 Church St, Wynyard	7325
Yolla	Yolla	Yolla District High School	School Lane, Yolla	7325
Zeehan	Zeehan	Zeehan Primary School	7 Belstead St, Zeehan	7469

2023 Periodic elections, cont'd

Division of Rumney				
Polling place name	Locality	Premise name	Address	Postcode
Cambridge	Cambridge	Cambridge Primary School	976 Cambridge Rd, Cambridge	7170
Clarendon Vale	Clarendon Vale	Clarendon Vale Primary School	25 Mockridge Rd, Clarendon Vale	7019
Lauderdale	Lauderdale	Lauderdale Community Hall	528A South Arm Rd, Lauderdale	7021
Midway Point	Midway Point	Midway Point Community Hall	Raynors Rd, Midway Point	7171
Old Beach	Old Beach	Old Beach Community Centre	Jetty Rd, Old Beach	7017
Richmond	Richmond	Richmond Primary School	Commercial Rd, Richmond	7025
Risdon Vale	Risdon Vale	Risdon Vale Primary School	2 Heather Rd, Risdon Vale	7016
Rokeby	Rokeby	Emmanuel Christian School	1 Chipmans Rd, Rokeby	7019
Sandford	Sandford	Sandford Hall	949 South Arm Rd, Sandford	7020
Seven Mile Beach	Seven Mile Beach	Club Wyndham	78 Surf Rd, Seven Mile Beach	7170
South Arm	South Arm	South Arm Primary School	32 Harmony Lane, South Arm	7022

Pre-poll voting centres				
Division	Locality	Premise name	Address	Postcode
Launceston	Launceston		61–63A Brisbane St, Launceston	7250
Murchison	Burnie		Shop 6, Columbar Court, 4–22 Wilmot St, Burnie	7320
Murchison	Smithton	Smithton Hockey Centre	51/53 Havelock, Smithton	7330
Murchison	Queenstown	West Coast Community Services Hub	9–13 Driffield St, Queenstown	7467
Rumney	Old Beach	Brighton Council Chambers	1 Tivoli Rd, Old Beach	7017
Rumney	Rokeby	Grace Centre	11 Ralph Terrace, Rokeby	7019
Rumney	Seven Mile Beach	Club Wyndham	78 Surf Rd, Seven Mile Beach	7170

Legislative Council polling place details

2024 Periodic elections

Division of Elwick (by-election)				
Polling place name	Locality	Premise name	Address	Postcode
Agfest	Agfest	Quercus Rural Youth Park	415 Oaks Rd, Carrick	7291
Collinsvale	Collinsvale	Collinsvale Primary School	508 Collinsvale Rd, Collinsvale	7012
Glenorchy	Glenorchy	Glenorchy Primary School	Kensington St, Glenorchy	7010
Glenorchy Central	Derwent Park	Cosgrove High School	286-294 Main Rd, Glenorchy	7010
Goodwood	Derwent Park	Goodwood Primary School	454-458 Brooker Hwy, Derwent Park	7009
Lenah Valley	Lenah Valley	Lenah Valley Primary School	11 Creek Rd, Lenah Valley	7008
Merton	Glenorchy	Tolosa Hall	148 Tolosa St, Glenorchy	7010
Moonah	Moonah	Moonah Community Centre	7 Gormanston Rd, Moonah	7009
Moonah East	Moonah	Bowen Road Primary School	35 Bowen Rd, Moonah	7009
Moonah North	Moonah	Moonah Primary School	40 Derwent Park Rd, Derwent Park	7009
Rosetta	Rosetta	Montrose Bay High School	865 Brooker Hwy, Rosetta	7010

Division of Hobart				
Polling place name	Locality	Premise name	Address	Postcode
Agfest	Agfest	Quercus Rural Youth Park	415 Oaks Rd, Carrick	7291
Battery Point	Battery Point	St George's Church Hall	28 Cromwell St, Battery Point	7004
Battery Point West	Battery Point	Albuera Street Primary School	Albuera St, Battery Point	7004
Cascades	South Hobart	South Hobart Primary School	59 Anglesea St, South Hobart	7004
Fern Tree	Fern Tree	Fern Tree Community Centre	8 Stephenson Pl, Fern Tree	7054
Hobart City	Hobart	Hobart City Hall	57-63 Macquarie St, Hobart	7000
Mount Stuart	Mount Stuart	Mount Stuart Primary School	106 Gillon Cres, Mount Stuart	7000
New Town	North Hobart	North Hobart Oval	Cnr Argyle & Ryde Sts, North Hobart	7000
New Town West	New Town	Sacred Heart College	2 Cross St, New Town	7008
North Hobart Central	North Hobart	Hobart North Uniting Church	2 Swan St, North Hobart	7000
South Hobart	South Hobart	St Francis Xavier's Church Hall	34 Anglesea St, South Hobart	7004
West Hobart	Hobart	St Virgil's College Junior School	102 Patrick St, Hobart	7000
West Hobart Central	West Hobart	Lansdowne Crescent Primary School	15 Gourlay St, West Hobart	7000
West Hobart South	West Hobart	Goulburn Street Primary School	Forest Rd, West Hobart	7000

2024 Periodic elections, cont'd

Division of Prosser				
Polling place name	Locality	Premise name	Address	Postcode
Agfest	Agfest	Quercus Rural Youth Park	415 Oaks Rd, Carrick	7291
Bagdad	Bagdad	Bagdad Primary School	46-48 School Rd, Bagdad	7030
Bicheno	Bicheno	Bicheno War Memorial Hall	78 Burgess St, Bicheno	7215
Brighton	Brighton	Brighton Primary School	27 Downie St, Brighton	7030
Broadmarsh	Broadmarsh	Broadmarsh Fire Station	1218 Elderslie Rd, Broadmarsh	7030
Campania	Campania	Campania Hall	45 Reeve St, Campania	7026
Campbell Town	Campbell Town	Campbell Town Town Hall	75 High St, Campbell Town	7210
Carlton	Carlton Beach	Carlton Park Surf Lifesaving Club	1 Raprinner St, Carlton Beach	7173
Colebrook	Colebrook	Colebrook Memorial Hall	45 Richmond St, Colebrook	7027
Coles Bay	Coles Bay	Coles Bay Community Hall	Harold St, Coles Bay	7215
Copping	Copping	Copping Hall	69 Allanby St, Copping	7174
Dodges Ferry	Dodges Ferry	Dodges Ferry Community Recreation Centre	532 Old Forcett Rd, Dodges Ferry	7173
Dunalley	Dunalley	Dunalley Community Hall	5 Franklin St, Dunalley	7177
Kempton	Kempton	Kempton Memorial Hall	89 Main St, Kempton	7030
Nubeena	Nubeena	Tasman Civic Centre	21 Clarke St, Nubeena	7184
Oatlands	Oatlands	Oatlands District High School	27 Church St, Oatlands	7120
Orford	Orford	Orford Primary School	35 Charles St, Orford	7190
Pontville	Pontville	Pontville Memorial Hall	244 Brighton Rd, Pontville	7030
Primrose Sands	Primrose Sands	Primrose Sands Community Hall	570 Primrose Sands Rd, Primrose Sands	7173
Ross	Ross	Ross Town Hall	12 Bridge St, Ross	7209
Sorell	Sorell	Sorell School	41 Gordon St, Sorell	7172
Swansea	Swansea	Swansea Town Hall	12 Franklin St, Swansea	7190
Taranna	Taranna	Tasman Community Centre	33 Amy St, Taranna	7180
Tea Tree	Tea Tree	Tea Tree Community Hall	596 Tea Tree Rd, Tea Tree	7017
Triabunna	Triabunna	Triabunna Hall	3 Vicary St, Triabunna	7190
Tunnack	Tunnack	Tunnack Hall	2147 Tunnack Rd, Tunnack	7120

Pre-poll voting centres				
Division	Locality	Premise name	Address	Postcode
Elwick	Moonah (Glenorchy)	Your Church Tasmania	29 Charles St, Moonah	7009
Hobart	Hobart	Icon Complex	Lower level, 55-59 Murray St, Hobart	7000
Prosser	Brighton	Brighton Bowls Club	211 Brighton Rd, Brighton	7030
Prosser	Sorell	Sorell Bowls Club	11 Parsonage Pl, Sorell	7172
Prosser	Swansea	Swansea Town Hall	12 Franklin St, Swansea	7190

2024 House of Assembly polling place details

Division of Bass				
Polling place name	Locality	Premise name	Address	Postcode
Beaconsfield	Beaconsfield	Beaconsfield Senior Citizens' Hall	92 Weld St, Beaconsfield	7270
Beauty Point	Beauty Point	Beauty Point Uniting Church Hall	7 Beatty St, Beauty Point	7270
Branxholm	Branxholm	Branxholm Community Hall	9 Stoke St, Branxholm	7261
Bridport	Bridport	Bridport Hall	Main St, Bridport	7262
Dilston	Dilston	Dilston War Memorial Hall	308 John Lees Dr, Dilston	7252
East Launceston	East Launceston	East Launceston Primary School	18 Mary St, East Launceston	7250
Exeter	Exeter	Exeter High School	28 Glen Ard Mohr Rd, Exeter	7275
Five Ways	South Launceston	St Mark's Church Hall	6 Hobart Rd, South Launceston	7249
George Town	George Town	George Town Memorial Hall	29-67 Macquarie St, George Town	7253
George Town South	George Town	George Town South Primary School	48-70 Franklin St, George Town	7253
Gladstone	Gladstone	Gladstone Hall	1 Carr St, Gladstone	7264
Glengarry	Glengarry	St Canice Church Hall	33 Glengarry Rd, Glengarry	7275
Gravelly Beach	Gravelly Beach	Gravelly Beach Main Hall, Edinburgh Park	401 Gravelly Beach Rd, Gravelly Beach	7276
Hillwood	Hillwood	Hillwood Memorial Hall	280 Jetty Rd, Hillwood	7252
Inveresk	Invermay	Invermay Primary School	35-43 Mayne St, Invermay	7248
Invermay	Inveresk	The Tramsheds Function Centre	4 Invermay Rd, Inveresk	7248
Karoola	Karoola	Karoola Hall	1126 Pipers River Rd, Karoola	7267
Kelso	Kelso	Kelso Community Centre	Foreshore Rd, Kelso	7270
Kings Meadows	Newstead	Punchbowl Primary School	146 Punchbowl Rd, Newstead	7250
Lady Barron	Lady Barron	Lady Barron Memorial Hall	10 Main St, Lady Barron	7255
Launceston	Launceston	Cornwall Square	182-192 Cimitiere St, Launceston	7250
Launceston Central	Launceston	Chalmers Hall	163 St John St, Launceston	7250
Lebrina	Lebrina	Lebrina Memorial Hall	905 Golconda Rd, Lebrina	7254
Legana	Legana	Legana Memorial Hall	43 Fulton St, Legana	7277
Lilydale	Lilydale	Lilydale Memorial Hall	1949 Main Rd, Lilydale	7268
Mowbray	Mowbray	Launceston Church Grammar School	36 Button St, Mowbray	7248
Newnham	Newnham	Launceston North Uniting Church	128 George Town Rd, Newnham	7248
Newstead	Newstead	Police Citizens & Youth Club	148 Abbott St, Newstead	7250
Norwood	Norwood	Norwood Primary School	103 Norwood Ave, Norwood	7250
Nunamara	Nunamara	Nunamara Hall	39461 Tasman Hwy, Nunamara	7259
Pipers River	Pipers River	Pipers River Fire Station	76 School Rd, Pipers River	7252
Prospect	Prospect	Prospect High School	30-32 Ralph St, Prospect	7250
Ravenswood	Ravenswood	Ravenswood Heights Primary School	27 Prossers Forest Rd, Ravenswood	7250
Ringarooma	Ringarooma	Ringarooma Hall	4 Charles St, Ringarooma	7263
Riverside	Riverside	Riverside High School	354 West Tamar Hwy, Riverside	7250

Division of Bass cont'd				
Polling place name	Locality	Premise name	Address	Postcode
Riverside West	Trevallyn	Trevallyn Life Church	34 Pitt Ave, Trevallyn	7250
Rocherlea	Rocherlea	Rocherlea Memorial Hall	41 Archer St, Rocherlea	7248
Scottsdale	Scottsdale	Scottsdale High School	20 Coplestone St, Scottsdale	7260
Sidmouth	Sidmouth	Sidmouth Community Centre	255 Batman Hwy, Sidmouth	7270
South Launceston	South Launceston	Launceston Conference Centre	50 Glen Dhu St, South Launceston	7249
St Leonards	St Leonards	St Leonards Primary School	330-342 St Leonards Rd, St Leonards	7250
Summerhill	Summerhill	Summerhill Baptist Church	87 Stanley St, Summerhill	7250
Trevallyn	Trevallyn	Trevallyn Primary School	55 Gorge Rd, Trevallyn	7250
Waverley	Waverley	Waverley Primary School	6 Naroo St, Waverley	7250
West Launceston	West Launceston	West Launceston Primary School	24-38 Basin Rd, West Launceston	7250
Weymouth	Weymouth	Weymouth Hall	18 Major St, Weymouth	7252
Whitemark	Whitemark	Flinders Arts & Entertainment Centre (FAEC)	9 Patrick St, Whitemark	7255
Winnaleah	Winnaleah	Winnaleah Memorial Hall	20 Main St, Winnaleah	7263
Youngtown	Youngtown	Youngtown Primary School	Cnr Victoria & Napier Sts, Youngtown	7249

Polling places abolished since the 2021 election (appointments terminated due to circumstances beyond the Commission's control)

Derby

2024 House of Assembly polling place details

Division of Braddon				
Polling place name	Locality	Premise name	Address	Postcode
Acton	Acton	Burnie Child and Family Centre	36 Thorne St, Acton	7320
Boat Harbour	Boat Harbour	Boat Harbour Primary School	17386 Bass Hwy, Boat Harbour	7321
Burnie	Burnie	Burnie City Council Offices	80 Wilson St, Burnie	7320
Calder	Calder	Calder Hall	1320 Calder Rd, Calder	7325
Cooee	Cooee	Cooee Primary School	Bass Hwy, Cooee	7320
Currie	Currie	Currie Town Hall	Cnr Meech & George Sts, Currie	7256
Devonport Central	Devonport	Devonport Primary School	57A Stewart St, Devonport	7310
Devonport North West	Devonport	Nixon Street Primary School	60 Nixon St, Devonport	7310
Devonport South	Devonport	Reece High School	41-43 Middle Rd, Devonport	7310
Devonport West	Devonport	TasTafe	20-36 Valley Rd, Devonport	7310
Don	Don	Don Memorial Hall	17 Forth Rd, Don	7310
East Devonport	East Devonport	East Devonport Primary School	19-31 Thomas St, East Devonport	7310
Edith Creek	Edith Creek	Edith Creek Primary School	1282 Trowutta Rd, Edith Creek	7330
Elliott	Elliott	Elliott Community Centre	829 Murchison Hwy, Elliott	7325
Forest	Forest	Forest Primary School	422 Mengha Rd, Forest	7330
Forth	Forth	Forth Town Hall	680 Forth Rd, Forth	7315
Gawler	Gawler	Gawler Hall	15 Top Gawler Rd, Gawler	7315
Grassy	Grassy	Grassy Fire Station	6 Fern Tree Dr, Grassy	7256
Havenview	Havenview	Havenview Primary School	15 Marriott St, Havenview	7320
Heybridge	Heybridge	Blythe Heads Hall	1 Sice Ave, Heybridge	7316
Highclere	Highclere	Highclere Community Centre	1558 Ridgley Hwy, Highclere	7321
Irishtown	Irishtown	Irishtown Community Centre	602 Irishtown Rd, Irishtown	7330
Latrobe	Latrobe	Latrobe Primary School	23 Lewis St, Latrobe	7307
Marrawah	Marrawah	Marrawah Memorial Hall	844 Comeback Rd, Marrawah	7330
Melrose	Melrose	Melrose Memorial Hall	673 Melrose Rd, Melrose	7310
Montello	Montello	Montello Primary School	83 Bird St, Montello	7320
Moorleah	Moorleah	Moorleah Community Centre	720 Preolenna Rd, Moorleah	7321
Natone	Natone	Natone Primary School	100 Upper Natone Rd, Natone	7321
North Motton	North Motton	North Motton Hall	578 Preston Rd, North Motton	7315
Penguin	Penguin	Penguin Uniting Church Hall	50 Main Rd, Penguin	7316
Port Sorell	Port Sorell	Port Sorell Memorial Hall	Cnr Darling and Meredith Sts, Port Sorell	7307
Queenstown	Queenstown	Queenstown Memorial Hall	53 Orr St, Queenstown	7467
Riana	Riana	Riana Primary School	1225 Pine Rd, Riana	7316

Division of Braddon cont'd				
Polling place name	Locality	Premise name	Address	Postcode
Ridgley	Ridgley	Ridgley Primary School	904 Ridgley Hwy, Ridgley	7321
Rocky Cape	Rocky Cape	Rocky Cape Public Hall	19074 Bass Hwy, Rocky Cape	7321
Romaine	Romaine	Romaine Park Primary School	Cnr Roslyn Ave and Mount St, Romaine	7320
Rosebery	Rosebery	Rosebery Neighbourhood Centre	8 Agnes St, Rosebery	7470
Sassafras	Sassafras	Sassafras Primary School	50 School Rd, Sassafras	7307
Shorewell Park	Shorewell Park	Hellyer College	41-43 Mooreville Rd, Shorewell Park	7320
Sisters Beach	Sisters Beach	Sisters Beach Fire Station	Honeysuckle Ave, Sisters Beach	7325
Sisters Creek	Sisters Creek	Myalla Community Centre	29 Myalla Rd, Sisters Creek	7325
Smithton	Smithton	Smithton Primary School	27- 43 Grant St, Smithton	7330
Somerset	Somerset	Somerset Primary School	30A Beaufort St, Somerset	7322
South Riana	South Riana	South Riana Hall	776 South Riana Rd, South Riana	7316
Sprent	Sprent	Sprent Primary School	1245 Castra Rd, Sprent	7315
Spreyton	Spreyton	Spreyton Primary School	1 Mersey Main Rd, Spreyton	7310
Stanley	Stanley	Stanley Primary School	Wilson St, Stanley	7330
Stowport	Stowport	Stowport Public Hall	580 Stowport Rd, Stowport	7321
Strahan	Strahan	Strahan Primary School	2 Bay St, Strahan	7468
Sulphur Creek	Sulphur Creek	Sulphur Creek Hall	310 Preservation Dr, Sulphur Creek	7316
Tullah	Tullah	Tullah Town Hall	24 Farrell St, Tullah	7321
Turners Beach	Turners Beach	Turners Beach Community Centre	Henry St, Turners Beach	7315
Ulverstone Central	Ulverstone	Ulverstone Senior Citizens Club	16 King Edward St, Ulverstone	7315
Ulverstone East	Ulverstone	East Ulverstone Primary School	18 Crawford St, Ulverstone	7315
Ulverstone South	Ulverstone	Ulverstone Secondary College	38 Leven St, Ulverstone	7315
Waratah	Waratah	Waratah Municipal Chambers	12-14 Smith St, Waratah	7321
Wesley Vale	Wesley Vale	Andrews Creek Primary School	20 Westwind Dr, Wesley Vale	7307
West Ulverstone	West Ulverstone	West Ulverstone Primary School	34 Maud St, West Ulverstone	7315
Wivenhoe	Wivenhoe	Wivenhoe Campus Leighland Christian School	Stowport Rd, Wivenhoe	7320
Wynyard Central	Wynyard	Wynyard Senior Citizens Clubrooms	28 Jackson St, Wynyard	7325
Wynyard West	Wynyard	Wynyard High School	30 Church St, Wynyard	7325
Yolla	Yolla	Yolla District High School	School La, Yolla	7325
Zeehan	Zeehan	Zeehan Primary School	7 Belstead St, Zeehan	7469

Polling places abolished since the 2021 election (appointments terminated due to circumstances beyond the Commission's control)

Moriarty

Preston

2024 House of Assembly polling place details

Division of Clark				
Polling place name	Locality	Premise name	Address	Postcode
Austins Ferry	Austins Ferry	St Virgil's College	195 Main Rd, Austins Ferry	7011
Battery Point	Battery Point	St George's Church Hall	28 Cromwell St, Battery Point	7004
Battery Point West	Battery Point	Albuera Street Primary School	Albuera St, Battery Point	7004
Cascades	South Hobart	South Hobart Primary School	59 Anglesea St, South Hobart	7004
Chigwell	Chigwell	Chigwell Barn	10 Bucaan St, Chigwell	7011
Claremont	Claremont	Claremont College	61 Claremont Link Rd, Claremont	7011
Collinsvale	Collinsvale	Collinsvale Primary School	508 Collinsvale Rd, Collinsvale	7012
Dynnyrne	Dynnyrne	Princes Street Primary School	Randall St, Sandy Bay	7005
Fern Tree	Fern Tree	Fern Tree Community Centre	8 Stephenson Pl, Fern Tree	7054
Glenorchy	Glenorchy	Glenorchy Primary School	Kensington St, Glenorchy	7010
Glenorchy Central	Derwent Park	Cosgrove High School	286-294 Main Rd, Glenorchy	7010
Goodwood	Derwent Park	Goodwood Primary School	454/458 Brooker Hwy, Derwent Park	7009
Hobart City	Hobart	Hobart City Hall	57-63 Macquarie St, Hobart	7000
Lenah Valley	Lenah Valley	Lenah Valley Primary School	11 Creek Rd, Lenah Valley	7008
Lower Sandy Bay	Sandy Bay	Sandy Bay Infant School	568 Sandy Bay Rd, Sandy Bay	7005
Merton	Glenorchy	Tolosa Hall	148 Tolosa St, Glenorchy	7010
Moonah	Moonah	Moonah Community Centre	7 Gormanston Rd, Moonah	7009
Moonah East	Moonah	Bowen Road Primary School	35 Bowen Rd, Moonah	7009
Moonah North	Moonah	Moonah Primary School	40 Derwent Park Rd, Derwent Park	7009
Mount Nelson	Mount Nelson	Mt Nelson Primary School	388 Nelson Rd, Mount Nelson	7007
Mount Stuart	Mount Stuart	Mt Stuart Primary School	106 Gillon Cres, Mount Stuart	7000
New Town	New Town	The Friends' School	395 Argyle St, North Hobart	7000
New Town West	New Town	Sacred Heart College	2 Cross St, New Town	7008
North Hobart Central	North Hobart	Hobart North Uniting Church	Swan St, North Hobart	7000
Roseneath	Claremont	Austins Ferry Primary School	16A Cammeray Rd, Claremont	7011
Rosetta	Rosetta	Montrose Bay High School	865 Brooker Ave, Rosetta	7010
Sandy Bay	Sandy Bay	Wellspring Anglican Church Hall	43-47 Grosvenor St, Sandy Bay	7005
Sandy Bay Beach	Sandy Bay	Harold Gregg Centre (Sandown Village)	1 Southerwood Dr, Sandy Bay	7005
South Hobart	South Hobart	St Francis Xavier's Church Hall	34 Anglesea St, South Hobart	7004
Taroona	Taroona	Taroona Primary School	104 Channel Hwy, Taroona	7053
Waimea Heights	Sandy Bay	Waimea Heights Primary School	12 Balfour Ct, Sandy Bay	7005
West Hobart	Hobart	St Peter's Hall	Cnr Brisbane and Harrington Sts, Hobart	7000
West Hobart Central	West Hobart	Lansdowne Crescent Primary School	15 Gourlay St, West Hobart	7000
West Hobart South	West Hobart	Goulburn Street Primary School	Forest Rd, West Hobart	7000
Windermere	Claremont	Windermere Primary School	2 Cadbury Rd, Claremont	7011

Polling places abolished since the 2021 election (appointments terminated due to circumstances beyond the Commission's control)

Lutana

2024 House of Assembly polling place details

Division of Franklin				
Polling place name	Locality	Premise name	Address	Postcode
Adventure Bay	Adventure Bay	Adventure Bay Hall	Adventure Bay Rd, Adventure Bay	7150
Alonnah	Alonnah	Bruny Island District School	15 School Rd, Alonnah	7150
Bellerive	Bellerive	Clarence Police & Community Youth Club Inc	10 Scott St, Bellerive	7018
Blackmans Bay	Blackmans Bay	Blackmans Bay Primary School	177 Roslyn Ave, Blackmans Bay	7052
Blackmans Bay South	Blackmans Bay	Illawarra Primary School	6 Tinderbox Rd, Blackmans Bay	7052
Cambridge	Cambridge	Cambridge Primary School	976 Cambridge Rd, Cambridge	7170
Clarence	Bellerive	Clarence High School	25 Wentworth St, Bellerive	7018
Clarendon Vale	Clarendon Vale	Clarendon Vale Primary School	25 Mockridge Rd, Clarendon Vale	7019
Cradoc	Cradoc	Cradoc Park	8243 Channel Hwy, Cradoc	7109
Cygnets	Cygnets	Cygnets Sports Centre	19 Louisa St, Cygnets	7112
Dover	Dover	Dover District School	6940 Huon Hwy, Dover	7117
Geeveston	Geeveston	Geeveston Primary School	63 Arve Rd, Geeveston	7116
Geilston Bay	Geilston Bay	Lindisfarne North Primary School	271 East Derwent Hwy, Geilston Bay	7015
Glen Huon	Glen Huon	Glen Huon Primary School	801 Glen Huon Rd, Glen Huon	7109
Howden	Howden	Howden Fire Station	392 Howden Rd, Howden	7054
Howrah	Howrah	Howrah Scout Hall	Howrah Primary School, Howrah Rd, Howrah	7018
Huonville	Huonville	Huonville Primary School	74 Wilmot Rd, Huonville	7109
Judbury	Judbury	Judbury Community Centre	1273 Glen Huon Rd, Judbury	7109
Kettering	Kettering	Kettering Community Centre	2963 Channel Hwy, Kettering	7050
Kingston	Kingston	Kingborough Community Hub	7 Goshawk Way, Kingston	7050
Kingston Beach	Kingston Beach	Kingston Beach Community Hall	20 Beach Rd, Kingston Beach	7050
Lauderdale	Lauderdale	Lauderdale Primary School	3 Acton Rd, Lauderdale	7021
Lindisfarne	Lindisfarne	Lindisfarne Primary School	17 Loatta Rd, Lindisfarne	7015
Lindisfarne Village	Lindisfarne	St Aidans Church Hall	54 Lincoln St, Lindisfarne	7015
Maranoo Heights	Kingston	Southern Christian College	150 Redwood Rd, Kingston	7050
Margate	Margate	Margate Primary School	7 Van Morey Rd, Margate	7054
Middleton	Middleton	South Channel Community Centre	McDowall St, Middleton	7163
Montagu Bay	Montagu Bay	Montagu Bay Primary School	10 Conara Rd, Montagu Bay	7018
Mornington	Mornington	Citywide Baptist Church	400 Cambridge Rd, Mornington	7018
Mountain River	Mountain River	Mountain River Memorial Hall	263 Mountain River Rd, Mountain River	7109
Ranelagh	Ranelagh	Ranelagh Soldiers Memorial Hall	40 Marguerite St, Ranelagh	7109
Risdon Vale	Risdon Vale	Risdon Vale Primary School	2 Heather Rd, Risdon Vale	7016
Rokeby	Rokeby	Emmanuel Christian School	1 Chipmans Rd, Rokeby	7019
Sandfly	Sandfly	Sandfly Hall	811 Sandfly Rd, Sandfly	7150

Division of Franklin cont'd				
Polling place name	Locality	Premise name	Address	Postcode
Sandford	Sandford	Sandford Hall	949 South Arm Rd, Sandford	7020
Snug	Snug	Snug Primary School	2208 Channel Hwy, Snug	7054
South Arm	South Arm	South Arm Primary School	32 Harmony Lane, South Arm	7022
Southport	Southport	Southport Community Centre	8606 Huon Hwy, Southport	7109
Tranmere	Howrah	Tranmere Hall	27 Tranmere Rd, Howrah	7018
Warrane	Warrane	Warrane Primary School	213 Cambridge Rd, Warrane	7018
Woodbridge	Woodbridge	Woodbridge Hall	3445 Channel Hwy, Woodbridge	7162

Polling places abolished since the 2021 election (appointments terminated due to circumstances beyond the Commission's control)

Franklin

Seven Mile Beach

2024 House of Assembly polling place details

Division of Lyons				
Polling place name	Locality	Premise name	Address	Postcode
Avoca	Avoca	Avoca War Memorial Hall	3 Falmouth St, Avoca	7213
Bagdad	Bagdad	Bagdad Primary School	46-48 School Rd, Bagdad	7030
Bicheno	Bicheno	Bicheno War Memorial Hall	78 Burgess St, Bicheno	7215
Bothwell	Bothwell	Bothwell Town Hall	Alexander St, Bothwell	7030
Bracknell	Bracknell	Bracknell Boys & Girls Club Building	29 Louisa St, Bracknell	7302
Bridgewater	Bridgewater	JRLF Senior School	55 Eddington St, Bridgewater	7030
Brighton	Brighton	Brighton Primary School	27 Downie St, Brighton	7030
Broadmarsh	Broadmarsh	Broadmarsh Fire Station	1218 Elderslie Rd, Broadmarsh	7030
Campania	Campania	Campania Hall	45 Reeve St, Campania	7026
Campbell Town	Campbell Town	Campbell Town Town Hall	75 High St, Campbell Town	7210
Carrick	Carrick	Carrick Public Hall	29 Meander Valley Rd, Carrick	7291
Chudleigh	Chudleigh	Chudleigh Memorial Hall	54 Sorell St, Chudleigh	7304
Claude Road	Claude Road	Claude Road Memorial Hall	787 Claude Rd, Claude Road	7306
Colebrook	Colebrook	Colebrook Memorial Hall	45 Richmond St, Colebrook	7027
Coles Bay	Coles Bay	Coles Bay Community Hall	Harold St, Coles Bay	7215
Copping	Copping	Copping Hall	69 Allanby St, Copping	7174
Cressy	Cressy	Cressy Community Hall	67 Main St, Cressy	7302
Deloraine	Deloraine	Deloraine High School Hall	24 Lansdowne Pl, Deloraine	7304
Dodges Ferry	Dodges Ferry	Dodges Ferry Community Recreation Centre	532 Old Forcett Rd, Dodges Ferry	7173
Dromedary	Dromedary	Dromedary (Millvale) Community Hall	14 Millvale Rd, Dromedary	7030
Dunalley	Dunalley	Dunalley Community Hall	5 Franklin St, Dunalley	7177
Elizabeth Town	Elizabeth Town	Elizabeth Town Fire Station	5816 Bass Hwy, Elizabeth Town	7304
Epping	Epping Forest	Epping Forest Public Hall	13515 Midland Hwy, Epping Forest	7211
Evandale	Evandale	Evandale Primary School	5/8 Barclay St, Evandale	7212
Fingal	Fingal	Fingal Neighbourhood House	20 Talbot Street, Fingal	7214
Gagebrook	Gagebrook	Gagebrook Primary School	4 Tottenham Rd, Gagebrook	7030
Glenora	Glenora	Glenora District High School	620 Gordon River Rd, Glenora	7140
Granton	Granton	Granton Memorial Hall	Lyell Hwy, Granton	7030
Hadspen	Hadspen	Hadspen Uniting Church Centre	47 Main St, Hadspen	7290
Hagley	Hagley	Hagley Farm Primary School	2508 Meander Valley Rd, Hagley	7292
Kempton	Kempton	Kempton Council Chambers	85 Main St, Kempton	7030
Lachlan	Lachlan	Lachlan Community Hall	511 Lachlan Rd, Lachlan	7140
Longford	Longford	Longford Primary School	Catherine & William Sts, Longford	7301
Lower Barrington	Lower Barrington	Lower Barrington Public Hall	1027 Sheffield Rd, Lower Barrington	7306
Magra	Magra	Magra CWA Building	Back River Rd, Magra	7140
Meander	Meander	Meander Memorial Hall	124 Main Rd, Meander	7304

Division of Lyons cont'd				
Polling place name	Locality	Premise name	Address	Postcode
Midway Point	Midway Point	Midway Point Community Hall	Raynors Rd, Midway Point	7171
Miena	Miena	Great Lake Community Centre	55-57 Cider Gum Rd, Miena	7030
Mole Creek	Mole Creek	Mole Creek Primary School	4 Caveside Rd, Mole Creek	7304
Molesworth	Molesworth	Molesworth Community Hall	560 Molesworth Rd, Molesworth	7140
New Norfolk	New Norfolk	New Norfolk Primary School	8 Pioneer Ave, New Norfolk	7140
New Norfolk North	New Norfolk	Fairview Primary School	211 Back River Rd, New Norfolk	7140
Nubeena	Nubeena	Tasman Civic Centre	21 Clarke St, Nubeena	7184
Oatlands	Oatlands	Oatlands District High School	27 Church St, Oatlands	7120
Old Beach	Old Beach	Old Beach Community Centre	Jetty Rd, Old Beach	7017
Orford	Orford	Orford Primary School	35 Charles St, Orford	7190
Ouse	Ouse	Ouse Online Access Centre	6947 Lyell Hwy, Ouse	7140
Perth	Perth	Perth Community Centre	173 Fairtlough St, Perth	7300
Pontville	Pontville	Pontville Memorial Hall	244 Brighton Rd, Pontville	7030
Primrose Sands	Primrose Sands	Primrose Sands Community Hall	570 Primrose Sands Rd, Primrose Sands	7173
Prospect Vale	Prospect Vale	Residential Retirement Village Clubrooms	12 Casino Rise, Prospect Vale	7250
Railton	Railton	Sheffield School (Railton Campus)	94 Foster St, Railton	7305
Richmond	Richmond	Richmond Primary School	Commercial Rd, Richmond	7025
Ross	Ross	Ross Town Hall	12 Bridge St, Ross	7209
Scamander	Scamander	Scamander Sports Complex	Coach Rd, Scamander	7215
Sheffield	Sheffield	Sheffield School	12 Henry St, Sheffield	7306
Sorell	Sorell	Sorell Memorial Hall	49 Cole St, Sorell	7172
St Helens	St Helens	Portland Memorial Hall	39 Cecilia St, St Helens	7216
St Marys	St Marys	St Marys Community Hall	23 Main St, St Marys	7215
Swansea	Swansea	Swansea Town Hall	12 Franklin St, Swansea	7190
Taranna	Taranna	Tasman Community Centre	33 Amy St, Taranna	7180
Tea Tree	Tea Tree	Tea Tree Community Hall	596 Tea Tree Rd, Tea Tree	7017
Triabunna	Triabunna	Triabunna Hall	3 Vicary St, Triabunna	7190
Tunnack	Tunnack	Tunnack Public Hall	Tunnack Rd, Tunnack	7120
Westbury	Westbury	Westbury Town Hall	26 Lyall St, Westbury	7303
Westerway	Westerway	Westerway Primary School	1619 Gordon River Rd, Westerway	7140
Wilmot	Wilmot	Wilmot Primary School	61 Main Rd, Wilmot	7310

Polling places abolished since the 2021 election (appointments terminated due to circumstances beyond the Commission's control)

Carlton

Forcett

2024 House of Assembly polling place details

Pre-poll voting centres				
Division	Locality	Premise name	Address	Postcode
Bass	George Town	George Town Memorial Hall	29-67 Macquarie St, George Town	7253
Bass	Launceston	Cornwall Sq Transit Centre	182-192 Cimitiere St, Launceston	7250
Bass	Scottsdale	St Barnabas' Church Hall	57 King St, Scottsdale	7260
Braddon	Burnie		22 Wilmot St, Burnie	7320
Braddon	Devonport		2/101 Oldaker St, Devonport	7310
Braddon	Queenstown	Queenstown Memorial Hall	53 Orr St, Queenstown	7467
Braddon	Smithton	Smithton Hockey Centre	51/53 Havelock St, Smithton	7330
Clark	Moonah (Glenorchy)	Moonah Arts Centre	23-27 Albert Rd, Moonah	7009
Clark	Hobart	Icon Complex	Lower level, Shop 9, 55 Murray St, Hobart	7000
Franklin	Bellerive (Rosny)	Clarence Uniting Church	Cnr of Cambridge Rd and York St, Bellerive	7018
Franklin	Kingston	Kingborough Community Hub	7 Goshawk Way, Kingston	7050
Lyons	New Norfolk	New Norfolk War Memorial Hall	Circle St, New Norfolk	7140
Lyons	Sorell	PCYC shed	Pembroke Park, Arthur St, Sorell	7172
Lyons	St Helens	Portland Memorial Hall	39 Cecilia St, St Helens	7216

Pre-poll voting locations abolished since the 2021 election (appointments terminated due to circumstances beyond the Commission's control)

Lyons	Granton
-------	---------

Appendix E

Maps

Tasmanian Legislative Council divisions

Tasmanian House of Assembly divisions

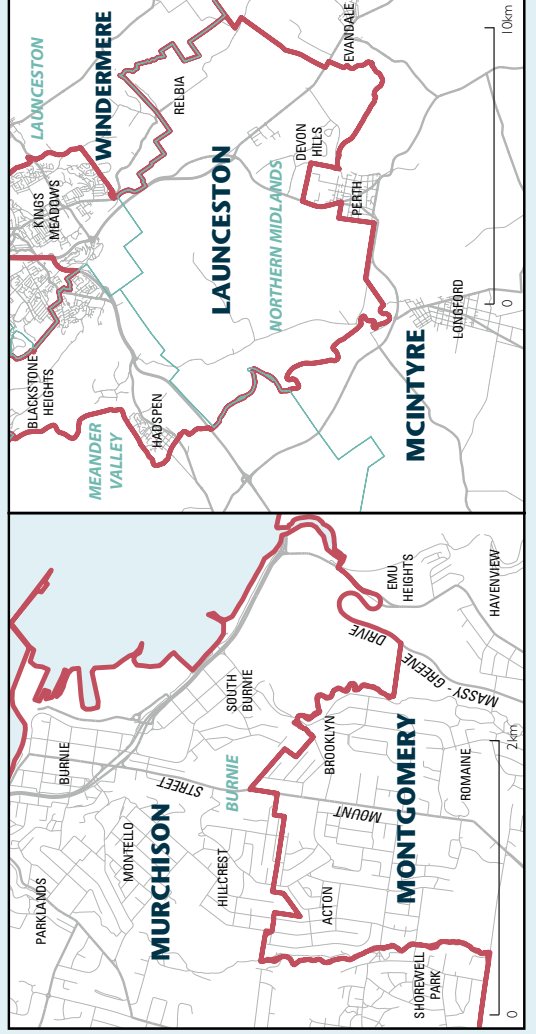
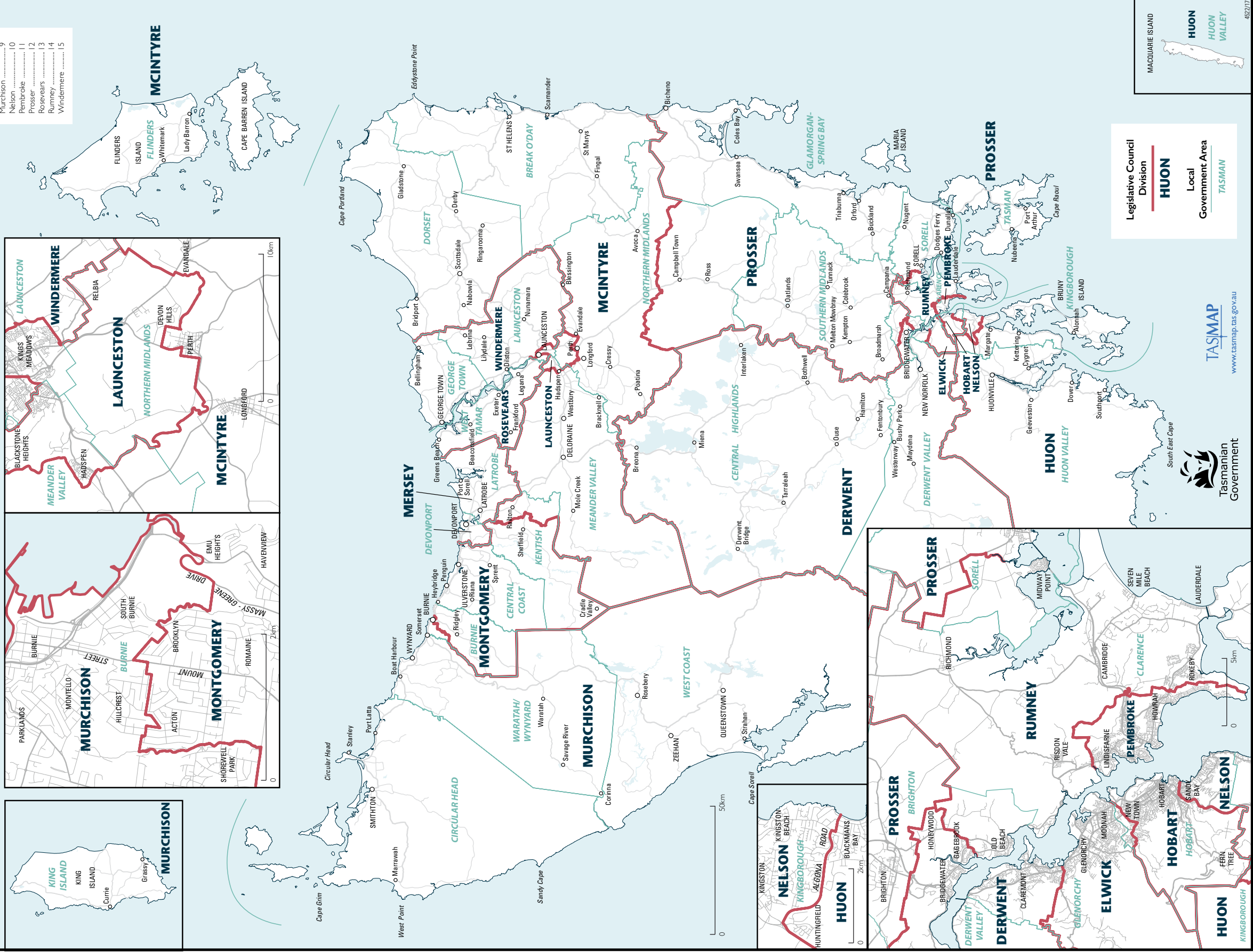
TASMANIAN LEGISLATIVE COUNCIL DIVISIONS

Boundaries determined by the Redistribution Tribunal on 20 May 2017



Legislative Council
Division map set index

DIVISION	MAP No.
Derwent	1
Elwick	2
Hobart	3
Huon	4
Launceston	5
McIntyre	6
Mersey	7
Montgomery	8
Murchison	9
Nelson	10
Penbrooke	11
Prosser	12
Rosevears	13
Rumney	14
Windermere	15



Legislative Council
Division

HUON

Local
Government Area

TASMAN

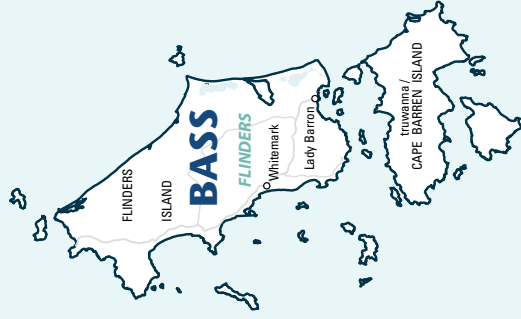
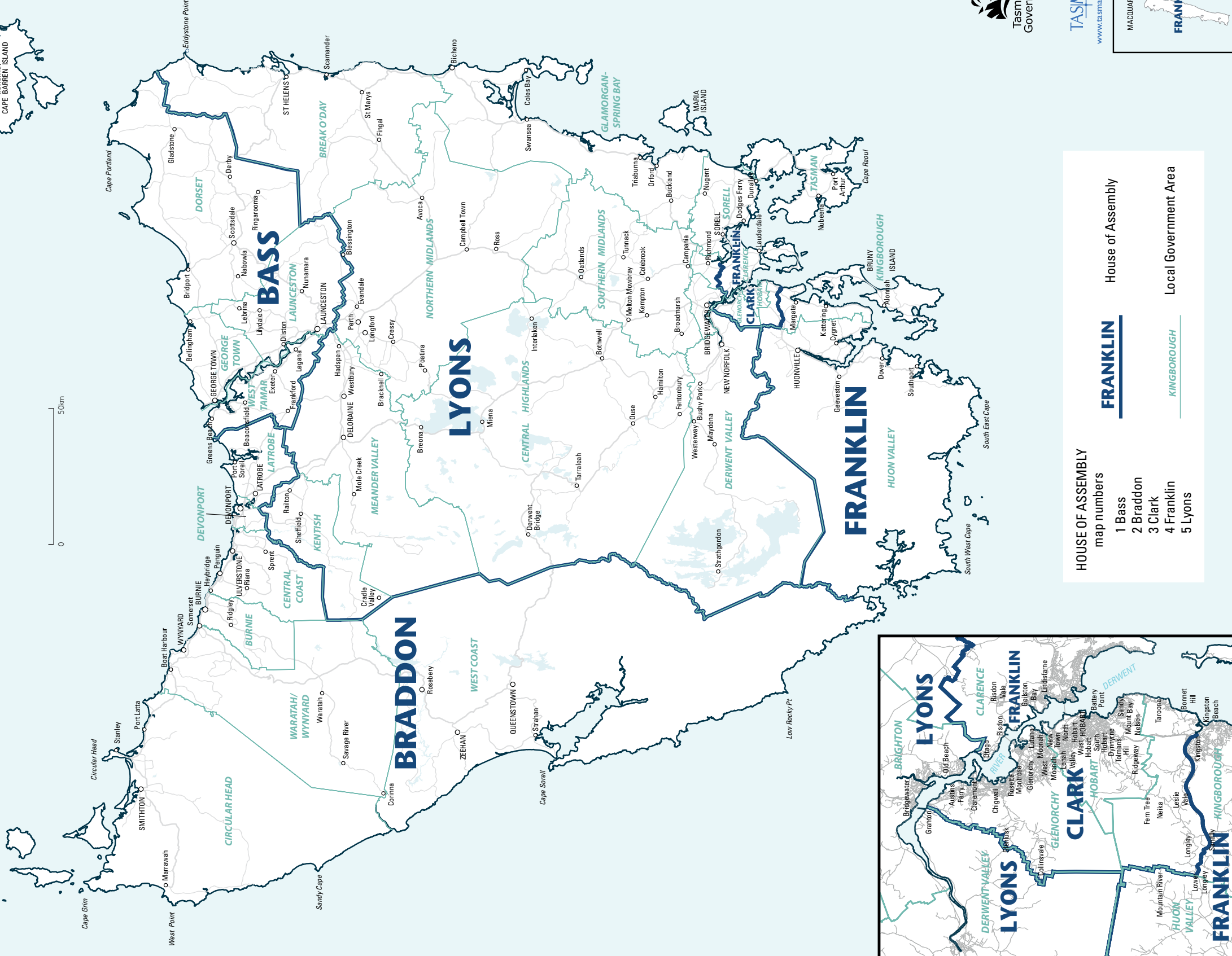
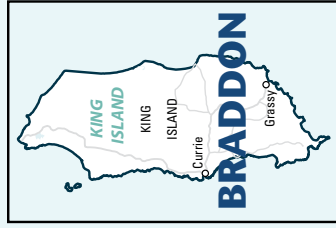


TASMAP
www.tasmap.tas.gov.au



TASMANIAN HOUSE OF ASSEMBLY DIVISIONS

Boundaries set out in the *Constitution Amendment (House of Assembly Electoral boundaries) Act 2018* and effective 28 September 2018.



HOUSE OF ASSEMBLY
map numbers

- 1 Bass
- 2 Braddon
- 3 Clark
- 4 Franklin
- 5 Lyons

FRANKLIN House of Assembly

KINGBOROUGH Local Government Area



TASMAP
www.tasmap.tas.gov.au



