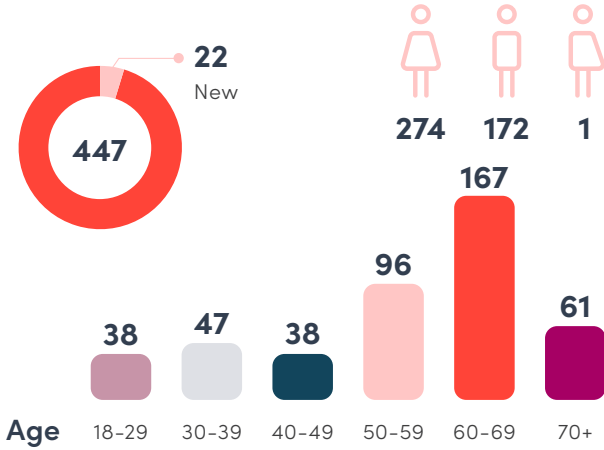
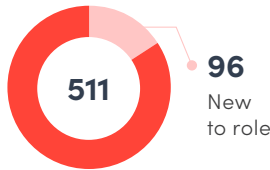


## Election staff




## Roles

Staff may occupy multiple roles



Returning officers and assistant returning officers	3	3	0	New to TEC <b>0</b> New to role <b>1</b>
Polling place managers and polling place liaison officers	52	37	0	New to TEC <b>0</b> New to role <b>21</b>
Issuing staff	153	84	0	New to TEC <b>8</b> New to role <b>37</b>
Non-polling place staff	114	64	1	New to TEC <b>7</b> New to role <b>37</b>

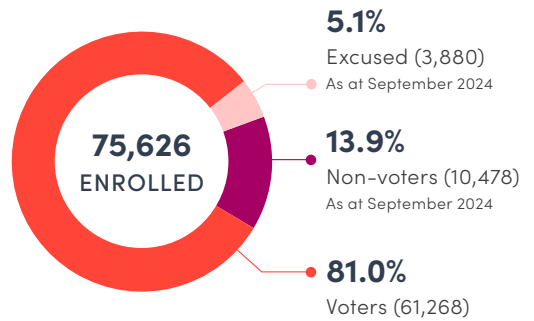
## Polling locations



## Participation

Voters

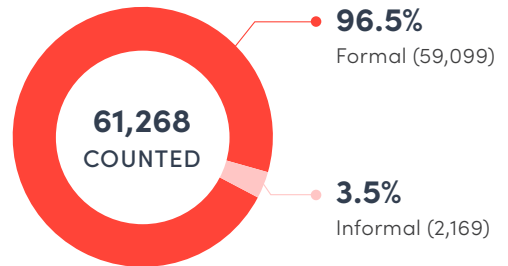
**81.0%**



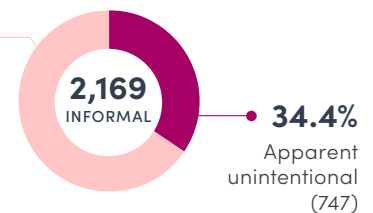
## Candidates

Candidates stood	5	11	0
Candidates elected	2	1	0

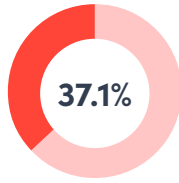
## Ballot papers



**65.6%** Apparent intentional (1,422)



## Voted early



Pre-poll	27.51%
Interstate pre-poll	0.05%
Postal	7.01%
Telephone voting service	1.52%
Mobile	1.04%

## Postal returns

(excludes general postal votes)

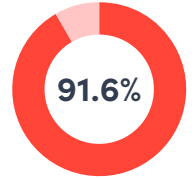


Total

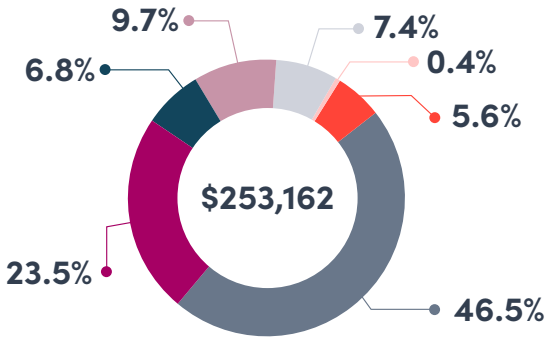
Issued	2,840	78	2	2,920
Returned	2,756	69	0	2,825

## Voted in person

	Mobile	Pre-poll	Polling day
In division	498	14,852	36,564
Out of division	140	2,002	2,067



## Election awareness



Elector cards presented when attendance voting

18,726

- TV
- Radio
- Social media
- Newspaper
- Outdoor
- Production
- Elector mailout

## Cost per elector

2024 LC	\$18.07
2023 LC	\$14.51
2022 LC	\$17.71
2022 Fed	\$25.94
2021 LC & HA*	
2020 LC	\$22.08

\$18.07

\*Legislative Council & House of Assembly elections held concurrently. Actual costs for each election could not be quantified.