



**Brighton  
Council**

# Brighton Council

## 2022 ELECTION REPORT

### Contents

- Local Government Elections in Tasmania
- Report on the 2022 Brighton Council Elections
- List of Councillors following the 2022 elections
- Councillor results
- Mayor and Deputy Mayor results
- By-election results



# Local government elections in Tasmania

This booklet provides election details for the 2022 Brighton Council election, which was conducted in accordance with the *Local Government Act 1993*.

This booklet also contains details of any casual vacancies or elector polls that were conducted between the 2018 and 2022 council elections.

Statewide election results are published on the TEC website [www.tec.tas.gov.au](http://www.tec.tas.gov.au).

## 2022 Election timetable

Notice of election published	Saturday 3 September
Nominations opened	Monday 5 September
Electoral rolls closed	Thursday 8 September
Nominations closed	Monday 19 September
Nominations announced	Tuesday 20 September
Ballot material received by electors	3–7 October
Polling period	3–25 October
Close of poll	2pm Tuesday 25 October

## Councillor casual vacancies

Councillor casual vacancies are filled by recount. Only unelected candidates from the relevant election may contest a recount. If there are no unelected candidates able to contest the recount, or the casual vacancy is also for the mayoral position, a by-election is held. A candidate elected at a recount or by-election serves until the next council election.

No casual vacancies are filled within 6 months of the next ordinary election, unless the vacancy results in the council unable to have a quorum.

## Elector polls

A council may hold an elector poll on any issue it determines. A council may also be required to hold an elector poll following petitions from electors in accordance with Part 6 of the Act. A council is not bound by the result of an elector poll.

## Electoral system

Elections for councillor positions are conducted using a system modelled on the Hare-Clark method of proportional representation used in Tasmanian House of Assembly elections.

Mayoral and deputy mayoral elections use a preferential system similar to that used for Tasmanian Legislative Council and federal House of Representatives elections.

Voting in Tasmanian local government elections is compulsory.

# Report on the 2022 Brighton Council elections

Elections were held for the positions of Mayor, Deputy Mayor and 9 Councillors, all for 4 year terms.

13,668 Brighton electors were enrolled for the 2022 elections, comprising 13,595 (99.47%) from the State House of Assembly roll and 73 (0.53%) from the General Manager's roll.

81.43% of Brighton Council electors returned their ballot papers in comparison with 84.79% statewide.

## Brighton Councillors

Councillors are listed in order of their election.

### Prior to the 2022 election

#### Mayor

GRAY, Leigh\*\*

#### Deputy Mayor

CURRAN, Barbara

#### Councillors

CURRAN, Barbara

OWEN, Phil

GRAY, Leigh

GEARD, Peter

WHELAN, Jessica

JEFFRIES, Moya

MURTAGH, Tennille

GARLICK, Wayne

DE LA TORRE, Aaron\*\*

\*\*elected by by-election

### Following the 2022 election

#### Mayor

GRAY, Leigh

#### Deputy Mayor

CURRAN, Barbara

#### Councillors

GRAY, Leigh

CURRAN, Barbara

OWEN, Phil

IRONS, Greg

MURTAGH, Tennille

DE LA TORRE, Aaron

GEARD, Peter

WHELAN, Michael

McMASTER, John

## Other vacancies between the 2018 and 2022 elections

By-elections were completed on 25 August 2021 to fill vacancies for mayor and one councillor, following the resignation of Mayor Tony Foster on 30 June 2021.

# The candidates

## Brighton Council

enrolment 13,668

### Councillor

9 Councillors - 11 candidates

CAVANAGH, Jack	Bridgewater
CURRAN, Barbara	Brighton
DE LA TORRE, Aaron	Brighton
GEARD, Peter	Brighton
GRAY, Leigh	Brighton
IRONS, Greg	Brighton
McMASTER, John	Bridgewater
MURTAGH, Tennille	Bridgewater
OWEN, Phil	Old Beach
WHELAN, Michael	Brighton
WILLIAMS, Kellyanne	Gagebrook

### Mayor

4 candidates

GRAY, Leigh	Brighton
McMASTER, John	Bridgewater
MURTAGH, Tennille	Bridgewater
OWEN, Phil	Old Beach

### Deputy Mayor

2 candidates

CURRAN, Barbara	Brighton
DE LA TORRE, Aaron	Brighton

# Brighton Council – 2022 Councillor election

Polling closed: 2pm Tuesday 25 October 2022

Returning officer: Justin Meeker

Number to be elected: 9

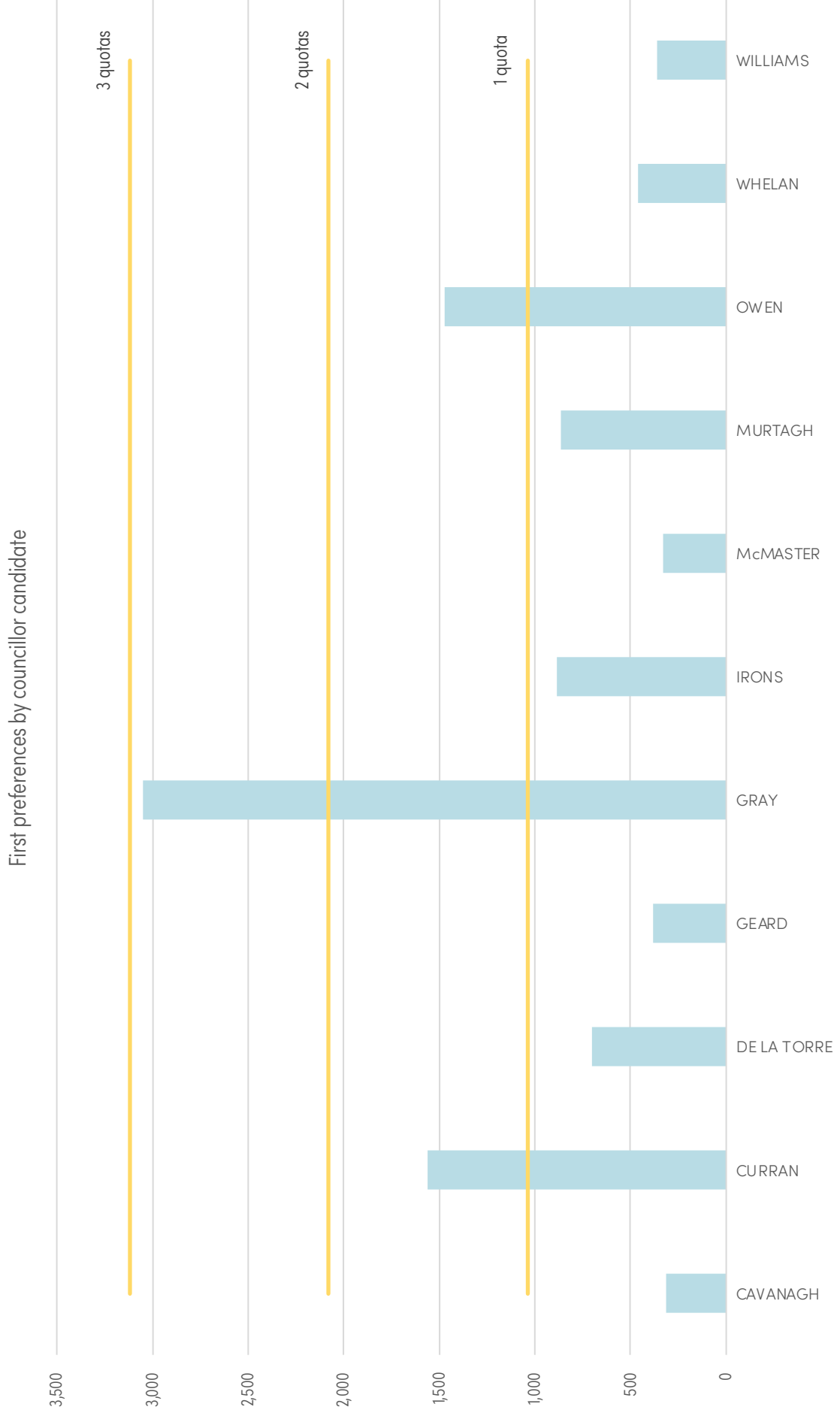
Count	Candidates							
	CAVANAGH	CURRAN	DE LA TORRE	GEARD	GRAY	IRONS	McMASTER	MURTAGH
1	315.00	1,561.00	701.00	380.00	3,053.00	885.00	330.00	864.00
2	72.56		417.57	436.04	-2,014.00	397.12	146.44	257.93
	<b>387.56</b>	<b>1,561.00</b>	<b>1,118.57</b>	<b>816.04</b>	<b>1,039.00</b>	<b>1,282.12</b>	<b>476.44</b>	<b>1,121.93</b>
3	38.12	-522.00		179.57			90.62	
	<b>425.68</b>	<b>1,039.00</b>	<b>1,118.57</b>	<b>995.61</b>	<b>1,039.00</b>	<b>1,282.12</b>	<b>567.06</b>	<b>1,121.93</b>
4	45.81			124.22			96.32	
	<b>471.49</b>	<b>1,039.00</b>	<b>1,118.57</b>	<b>1,119.83</b>	<b>1,039.00</b>	<b>1,282.12</b>	<b>663.38</b>	<b>1,121.93</b>
5	31.50					-243.12	51.69	
	<b>502.99</b>	<b>1,039.00</b>	<b>1,118.57</b>	<b>1,119.83</b>	<b>1,039.00</b>	<b>1,039.00</b>	<b>715.07</b>	<b>1,121.93</b>
6	11.24						24.17	-82.93
	<b>514.23</b>	<b>1,039.00</b>	<b>1,118.57</b>	<b>1,119.83</b>	<b>1,039.00</b>	<b>1,039.00</b>	<b>739.24</b>	<b>1,039.00</b>
7	11.43		-79.57				21.62	
	<b>525.66</b>	<b>1,039.00</b>	<b>1,039.00</b>	<b>1,119.83</b>	<b>1,039.00</b>	<b>1,039.00</b>	<b>760.86</b>	<b>1,039.00</b>
8	9.55			-80.83			20.44	
	<b>535.21</b>	<b>1,039.00</b>	<b>1,039.00</b>	<b>1,039.00</b>	<b>1,039.00</b>	<b>1,039.00</b>	<b>781.30</b>	<b>1,039.00</b>
9	-315.00						109.00	
	<b>220.21</b>	<b>1,039.00</b>	<b>1,039.00</b>	<b>1,039.00</b>	<b>1,039.00</b>	<b>1,039.00</b>	<b>890.30</b>	<b>1,039.00</b>
10 to 16	-220.21						83.73	
	<b>0.00</b>	<b>1,039.00</b>	<b>1,039.00</b>	<b>1,039.00</b>	<b>1,039.00</b>	<b>1,039.00</b>	<b>974.03</b>	<b>1,039.00</b>
17							7.06	
		<b>1,039.00</b>	<b>1,039.00</b>	<b>1,039.00</b>	<b>1,039.00</b>	<b>1,039.00</b>	<b>981.09</b>	<b>1,039.00</b>

Electors enrolled:	13,668	Declarations admitted:	10,924	Informal ballot papers:	336
Declarations returned:	11,130	Rejection rate:	1.85%	Informality rate:	3.14%
Response rate:	81.43%	Ballot paper adjustment:	207	Formal ballot papers:	10,381
Declarations rejected:	206	Total ballot papers:	10,717	Quota =	1,039

Candidates (cont.)

OWEN	WHELAN	WILLIAMS	Votes Exhausted	Loss (Gain) by Fraction	Total Votes	Remarks
1,471.00	458.00	363.00	0.00	0.00	10,381.00	<b>GRAY elected 1, CURRAN elected 2, OWEN elected 3</b>
	198.56	87.73	0.00	0.05		GRAY's surplus distributed
<b>1,471.00</b>	<b>656.56</b>	<b>450.73</b>	<b>0.00</b>	<b>0.05</b>	<b>10,381.00</b>	<b>IRONS elected 4, MURTAGH elected 5, DE LA TORRE elected 6</b>
	101.99	101.99	9.69	0.02		CURRAN's surplus distributed
<b>1,471.00</b>	<b>758.55</b>	<b>552.72</b>	<b>9.69</b>	<b>0.07</b>	<b>10,381.00</b>	
-432.00	86.63	64.90	14.09	0.03		OWEN's surplus distributed
<b>1,039.00</b>	<b>845.18</b>	<b>617.62</b>	<b>23.78</b>	<b>0.10</b>	<b>10,381.00</b>	<b>GEARD elected 7</b>
	83.19	47.25	29.48	0.01		IRONS' surplus distributed
<b>1,039.00</b>	<b>928.37</b>	<b>664.87</b>	<b>53.26</b>	<b>0.11</b>	<b>10,381.00</b>	
	17.81	24.17	5.51	0.03		MURTAGH's surplus distributed
<b>1,039.00</b>	<b>946.18</b>	<b>689.04</b>	<b>58.77</b>	<b>0.14</b>	<b>10,381.00</b>	
	22.12	13.19	11.18	0.03		DE LA TORRE's surplus distributed
<b>1,039.00</b>	<b>968.30</b>	<b>702.23</b>	<b>69.95</b>	<b>0.17</b>	<b>10,381.00</b>	
	23.50	18.34	8.98	0.02		GEARD's surplus distributed
<b>1,039.00</b>	<b>991.80</b>	<b>720.57</b>	<b>78.93</b>	<b>0.19</b>	<b>10,381.00</b>	
	73.00	112.00	21.00	0.00		CAVANAGH part excluded
<b>1,039.00</b>	<b>1,064.80</b>	<b>832.57</b>	<b>99.93</b>	<b>0.19</b>	<b>10,381.00</b>	<b>WHELAN elected 8</b>
		99.94	36.47	0.07		CAVANAGH excluded
<b>1,039.00</b>	<b>1,064.80</b>	<b>932.51</b>	<b>136.40</b>	<b>0.26</b>	<b>10,381.00</b>	
	-25.80	15.19	3.53	0.02		WHELAN's surplus distributed
<b>1,039.00</b>	<b>1,039.00</b>	<b>947.70</b>	<b>139.93</b>	<b>0.28</b>	<b>10,381.00</b>	<b>McMASTER elected 9</b>

# Brighton Council – Councillor election – first preferences





# Brighton Council – Mayor election

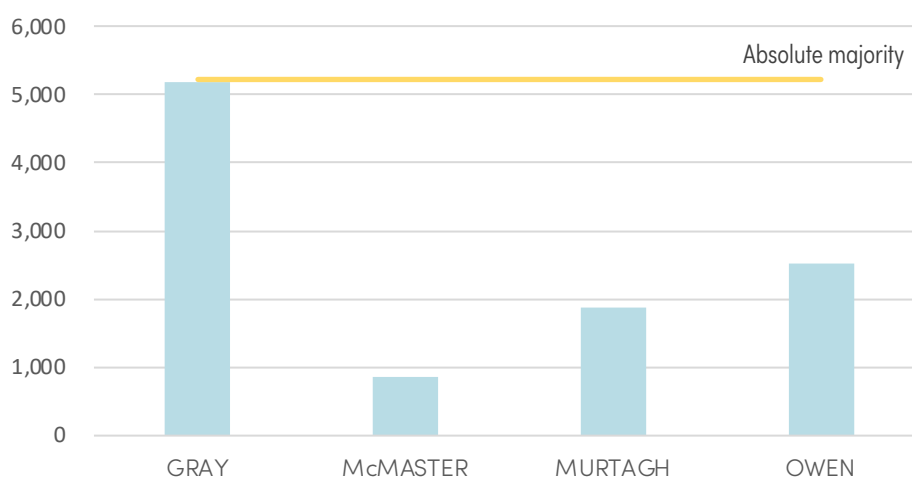
Polling closed: 2pm Tuesday 25 October 2022

Returning officer: Justin Meeker

Electors enrolled:	13,668	Ballot paper adjustment:	29
Declarations returned:	11,130	Total ballot papers:	10,895
Response rate:	81.43%	Informal ballot papers:	449
Declarations rejected:	206	Informality rate:	4.12%
Declarations admitted:	10,924	Formal ballot papers:	10,446

		Candidates				Exhausted votes	Formal votes	Absolute majority	Remarks
		GRAY Leigh	McMASTER John	MURTAGH Tennille	OWEN Phil				
Count 1	First preferences	5,177	858	1,878	2,533		10,446	5,224	
Count 2	Votes transferred	234	-858	273	297	54			McMASTER excluded
	<b>Total votes</b>	<b>5,411</b>	<b>0</b>	<b>2,151</b>	<b>2,830</b>	<b>54</b>	<b>10,446</b>	<b>5,197</b>	<b>GRAY elected</b>
	Percentage	52.07%		20.70%	27.23%				

First preferences by mayor candidate



# Brighton Council – Deputy Mayor election

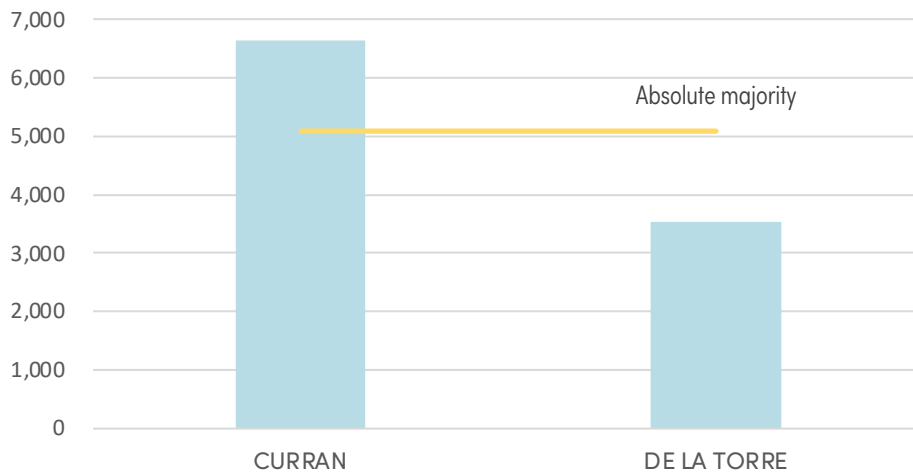
Polling closed: 2pm Tuesday 25 October 2022

Returning officer: Justin Meeker

Electors enrolled:	13,668	Ballot paper adjustment:	28
Declarations returned:	11,130	Total ballot papers:	10,896
Response rate:	81.43%	Informal ballot papers:	719
Declarations rejected:	206	Informality rate:	6.60%
Declarations admitted:	10,924	Formal ballot papers:	10,177

		Candidates		Exhausted votes	Formal votes	Absolute majority	Remarks
		CURRAN Barbara	DE LA TORRE Aaron				
Count 1	First preferences	6,634	3,543	n/a	10,177	5,089	CURRAN elected
	Percentage	65.19%	34.81%				

First preferences by deputy mayor candidate



# Brighton Council - by-election results

## Councillor

Polling closed: 2pm Tuesday 24 August 2021

Returning officer: Sarah Mathews

Electors enrolled:	13,373	Ballot paper adjustment:	91
Declarations returned:	6,647	Total ballot papers:	6,422
Response rate:	49.70%	Informal ballot papers:	46
Declarations rejected:	134	Informality rate:	0.72%
Declarations admitted:	6,513	Formal ballot papers:	6,376

		Candidates					Exhausted votes	Formal votes	Absolute majority	Remarks
		BLACKWELL Arthur	DE LA TORRE Aaron	MAV Steve	McMASTER John	RAINBIRD Sheryl				
Count 1	Total votes	875	1 835	1 752	663	1 251		<b>6 376</b>	<b>3 189</b>	First preferences
Count 2	Votes transferred	166	185	97	- 663	174	41			McMASTER excluded
	Total votes	<b>1 041</b>	<b>2 020</b>	<b>1 849</b>	<b>0</b>	<b>1 425</b>	<b>41</b>	<b>6 376</b>	<b>3 168</b>	
Count 3	Votes transferred	-1 041	363	160		403	115			BLACKWELL excluded
	Total votes	<b>0</b>	<b>2 383</b>	<b>2 009</b>		<b>1 828</b>	<b>156</b>	<b>6 376</b>	<b>3 111</b>	
Count 4	Votes transferred		1 315	370		-1 828	143			RAINBIRD excluded
	Total votes		<b>3 698</b>	<b>2 379</b>		<b>0</b>	<b>299</b>	<b>6 376</b>	<b>3 039</b>	<b>DE LA TORRE elected</b>
	Percentage		60.85%	39.15%						

# Brighton Council - by-election results

## Mayor

Polling closed: 2pm Tuesday 24 August 2021

Returning officer: Sarah Mathews

Electors enrolled:	13,373	Ballot paper adjustment:	54
Declarations returned:	6,647	Total ballot papers:	6,459
Response rate:	49.70%	Informal ballot papers:	41
Declarations rejected:	134	Informality rate:	0.63%
Declarations admitted:	6,513	Formal ballot papers:	6,418

		Candidates				Exhausted votes	Formal votes	Absolute majority	Remarks
		GRAY Leigh	MAV Steve	McMASTER John	OWEN Phil				
Count 1	Total votes	2 453	1 589	512	1 864		<b>6 418</b>	<b>3 210</b>	First preferences
Count 2	Votes transferred	196	104	- 512	157	55			McMASTER excluded
	Total votes	<b>2 649</b>	<b>1 693</b>	<b>0</b>	<b>2 021</b>	<b>55</b>	<b>6 418</b>	<b>3 182</b>	
Count 3	Votes transferred	751	-1 693		708	234			MAV excluded
	Total votes	<b>3 400</b>	<b>0</b>		<b>2 729</b>	<b>289</b>	<b>6 418</b>	<b>3 065</b>	<b>GRAY elected</b>
	Percentage	55.47%			44.53%				

