



Flinders Council 2005 election report

Table of contents

- Local Government Elections in Tasmania
- Report on the 2005 Flinders Council Election
- List of Councillors following the 2005 elections
- Councillor results
- Mayor and Deputy Mayor results
- By-Election results

Local Government Elections in Tasmania

Every two years elections are held in all 29 councils for the positions of mayor and deputy mayor and half the councillor positions. Where required, by-elections are held concurrently for vacancies that have occurred since the last elections.

The Tasmanian Electoral Commission (TEC) supervises the conduct of elections in accordance with the *Local Government Act 1993*. Elections by postal ballot have been held in 1994, 1996, 1999 (deferred from 1998), 2000, 2002, 2005 (deferred from 2004) with the next elections due in October 2007.

Since 2000 mayors and deputy mayors are elected directly by the electors in all municipal areas. Previously, in most councils, mayors and deputy mayors were elected by the councillors at the first meeting of a new council.

Candidate information booklets and complete election results for the state are available from the TEC and are posted on the TEC website www.electoral.tas.gov.au.

2005 Election timetable

Notice of election published	Saturday 10 September
Electoral rolls closed	6 pm Thursday 15 September
Nomination period	12 September— 12 noon on 26 September
Nominations closed	12 noon Monday 26 September
Nominations announced & draw for ballot paper positions	12 noon Tuesday 27 September
Ballot material delivered to electors	11–14 October
Polling period	11–25 October
Close of poll	10 am Tuesday 25 October

Casual vacancies

Casual vacancies are filled by recount where possible, unless the vacancy occurs within 6 months of a forthcoming election. Only unelected candidates from the relevant election may contest a recount. A candidate elected at a recount serves until the next council election. If a recount is not possible, a by-election is held—with the candidate elected to serve for the remainder of the term of office of the original councillor.

Elector polls

A council may hold an elector poll on any issue it determines. It may also be required to hold an elector poll following petitions from electors in accordance with Part 6 of the Act. A council is not bound by the result of an elector poll.

Electoral system

Voting in Tasmanian local government elections is not compulsory.

Elections for councillor positions are conducted using a system modelled on the Hare-Clark method of proportional representation used in Tasmanian House of Assembly elections.

Mayoral and deputy mayoral elections use a preferential system similar to that used for Tasmanian Legislative Council and Federal House of Representatives elections.

Report on the 2005 Flinders Council Election

Elections were held for the positions of Mayor and Deputy Mayor for 2 year terms, and 4 Councillors, 3 of which for 4 year terms and 1 casual position for 2 years.

For the 2005 Local Government elections, 808 Flinders electors were enrolled, comprising 696 (86.14%) from the State House of Assembly roll and 112 (13.86%) from the General Manager's roll.

The percentage of Flinders electors returning their ballot papers was 81.68%, in comparison with 58.52% statewide.

By-Election

A by-election was held between the 2002 and 2005 elections following the resignation of Mayor, Councillor Helen Cooper on Wednesday 28 April 2003. The ballot closed at 10am Tuesday 17 June 2003. Two candidates contested the mayoral by-election and four candidates contested the councillor by-election. Full details are provided on the back page.

Candidates at the 2005 elections

Mayor		Councillors	
★ KLUG, Terence George	Flinders Is	BUSHBY, Jane	Flinders Is
MASON, Lynn	Memana	BUTLER, Daryl Charles	Flinders Is
		COBHAM, Marc	Flinders Is
		★ KLUG, Terence George*	Flinders Is
Deputy Mayor		^★ MASON, Stephen*	Flinders Is
MASON, Stephen	Flinders Is	ROBERTS, Mary-Anne	Flinders Is
★ WHEATLEY, Margaret		WATERHOUSE, Peter George	Croydon
Mary	Flinders Is	★ WHEATLEY, Margaret Mary	Flinders Is
		★ WILLIAMS, David	Flinders Is

★ denotes elected candidate
* denotes seeking re-election
^ denotes filled casual vacancy

Flinders Councillors following the 2005 elections

Mayor

term ends 2007

KLUG, Terence George

Deputy Mayor

term ends 2007

WHEATLEY, Margaret Mary

7 Councillors

term ends 2009

KLUG, Terence George

WILLIAMS, David

WHEATLEY, Margaret Mary

term ends 2007

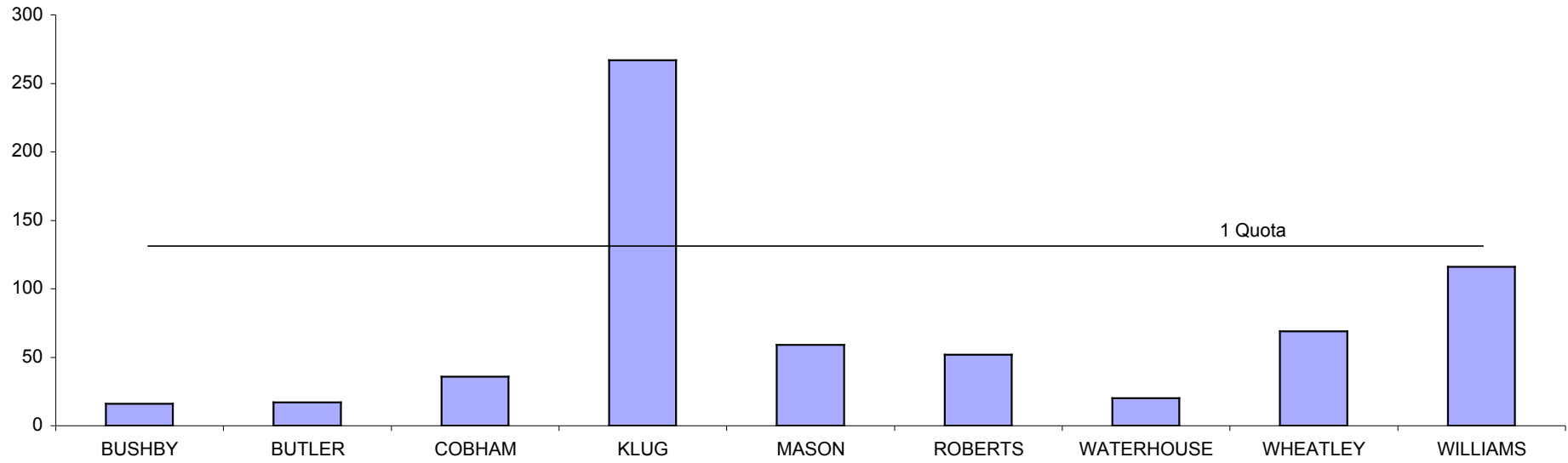
MASON, Lynn

BLUNDSTONE, Kelly

IRELAND, Lois

MASON, Stephen

Flinders Councillor 2005 First Preferences



Flinders Council

Polling closed at 10am 25 October 2005

Electors enrolled: 808

Declarations rejected: 6

Ballot paper adjustment: 0

Formal Votes: 652

Number to be elected: 4

Declarations returned: 660

Declarations admitted: 654

Total ballot papers: 654

Informal ballot papers: 2

Returning Officer: Mr John Vucic

Response: 81.68%

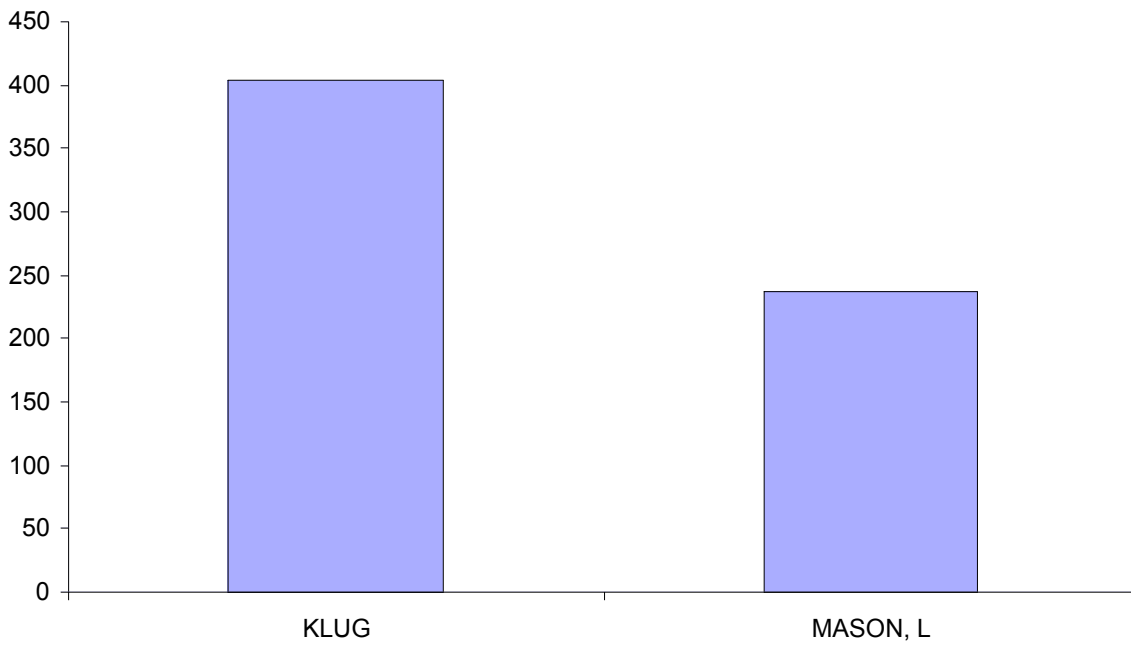
Rejection rate: 0.91%

Informality rate: 0.31%

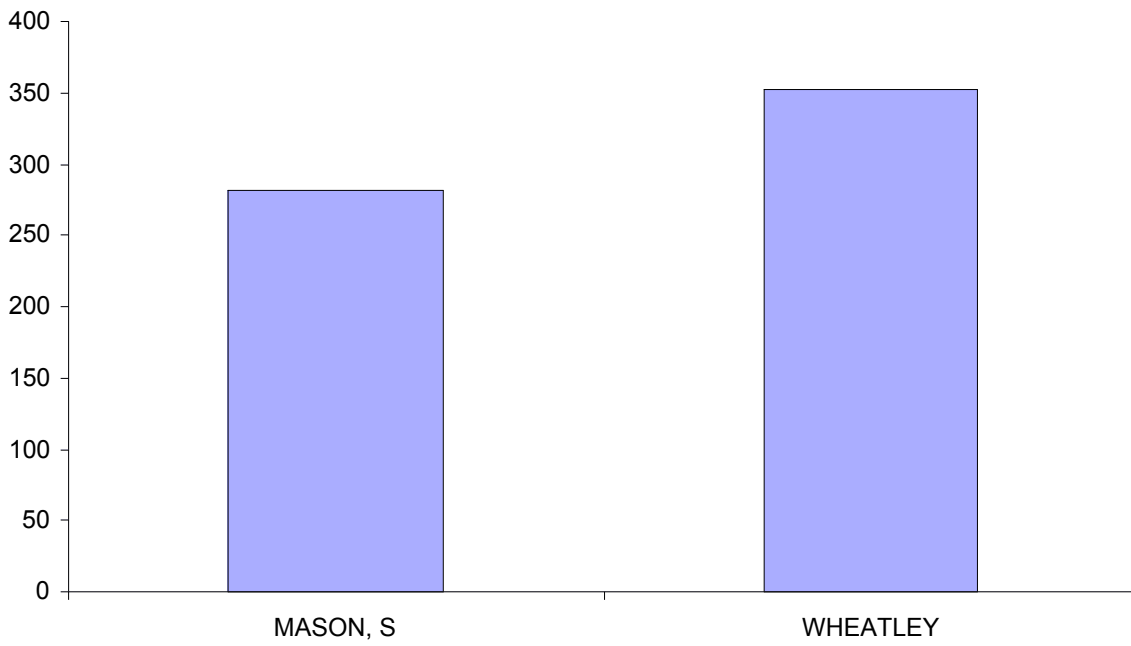
Quota = 131

		Candidates									Exhausted	Loss (Gain) by Fraction	Total Votes	Remarks
		BUSHBY	BUTLER	COBHAM	KLUG	MASON	ROBERTS	WATERHOUSE	WHEATLEY	WILLIAMS				
Count 1	Total	16.00	17.00	36.00	267.00	59.00	52.00	20.00	69.00	116.00	0.00	0.00		
	Progress Totals	16.00	17.00	36.00	267.00	59.00	52.00	20.00	69.00	116.00	0.00	0.00	652.00	KLUG elected 1
Count 2	Votes Transferred	5.09	10.18	11.20	- 136.00	17.31	5.60	11.71	37.18	37.18	0.50	0.05		KLUG's surplus distributed
	Progress Totals	21.09	27.18	47.20	131.00	76.31	57.60	31.71	106.18	153.18	0.50	0.05	652.00	WILLIAMS elected 2
Count 3	Votes Transferred	2.12	4.86	2.43		2.12	1.82	1.82	6.98	- 22.18	0.00	0.03		WILLIAMS' surplus distributed
	Progress Totals	23.21	32.04	49.63	131.00	78.43	59.42	33.53	113.16	131.00	0.50	0.08	652.00	BUSHBY excluded
Count 4 to 6	Votes Transferred	- 23.21	1.10	5.31		5.12	2.50	3.00	6.12		0.00	0.06		BUSHBY's votes distributed
	Progress Totals	0.00	33.14	54.94	131.00	83.55	61.92	36.53	119.28	131.00	0.50	0.14	652.00	BUSHBY fully excluded, BUTLER excluded
Count 7 to 9	Votes Transferred		- 33.14	10.07		2.60	3.80	5.16	10.87		0.60	0.04		BUTLER's votes distributed
	Progress Totals		0.00	65.01	131.00	86.15	65.72	41.69	130.15	131.00	1.10	0.18	652.00	BUTLER fully excluded, WATERHOUSE excluded
Count 10	Votes Transferred			5.00		5.00	8.00	- 24.00	5.00		1.00	0.00		WATERHOUSE's votes distributed
	Progress Totals			70.01	131.00	91.15	73.72	17.69	135.15	131.00	2.10	0.18	652.00	WHEATLEY elected 3 , WATERHOUSE partially excluded
Count 11 to 12	Votes Transferred			10.07		2.63	2.54	- 17.69			2.43	0.02		WATERHOUSE's votes distributed
	Progress Totals			80.08	131.00	93.78	76.26	0.00	135.15	131.00	4.53	0.20	652.00	WATERHOUSE fully excluded
Count 13	Votes Transferred			3.32		0.00	0.83		- 4.15		0.00	0.00		WHEATLEY's surplus distributed
	Progress Totals			83.40	131.00	93.78	77.09		131.00	131.00	4.53	0.20	652.00	ROBERTS excluded
Count 14 to 17	Votes Transferred			37.65		33.11	- 77.09				6.33	0.00		ROBERTS' votes distributed
	Progress Totals			121.05	131.00	126.89	0.00		131.00	131.00	10.86	0.20	652.00	MASON elected 4

Flinders Mayor 2005 First Preferences



Flinders Deputy Mayor 2005 First Preferences



Flinders Council

Polling closed at 10am 25 October 2005

Returning Officer: Mr John Vucic

Declarations admitted: 654

Ballot paper adjustment: 0

Total ballot papers: 654

Formal Votes: 642

Informal ballot papers: 12

Informality rate: 1.83%

Mayor

		Candidates		Exhausted	Total Votes	Absolute Majority	Remarks
		KLUG	MASON, L				
Count 1	Total	404	238	0			
	Progress Totals	404	238	0	642	322	KLUG elected

Flinders Council

Polling closed at 10am 25 October 2005

Returning Officer: Mr John Vucic

Declarations admitted: 654

Ballot paper adjustment: 0

Total ballot papers: 654

Formal Votes: 633

Informal ballot papers: 21

Informality rate: 3.21%

Deputy Mayor

		Candidates		Exhausted	Total Votes	Absolute Majority	Remarks
		MASON, S	WHEATLEY				
Count 1	Total	281	352	0			
	Progress Totals	281	352	0	633	318	WHEATLEY elected

2003 Flinders Council By-Election Election of Councillor

Councillor distribution of preferences

Polling closed 10am, Tuesday 17 June 2003

Returning Officer: Bob Batchelor

Electors enrolled: 778

Declarations returned: 625

Response rate: 80.33%

	COBHAM Marc	COLE Stephen	IRELAND Lois	WHEATLEY Margaret	Exhausted Votes	Total Votes	Absolute Majority	Remarks
Count 1	132	128	213	142		615	308	Primary Votes
Count 2	33	-128	45	32	18			Cole Excluded
	165	0	258	174	18	615		
Count 3	-165		75	86	4			Cobham Excluded
	0		333	260	22	615		Ireland Elected

2003 Flinders Council By-Election Election of Mayor

Mayor distribution of preferences

Polling closed 10am, Tuesday 17 June 2003

Returning Officer: Bob Batchelor

Electors enrolled: 778

Declarations returned: 625

Response rate: 80.33%

	CANDIDATES		Total Votes	Absolute Majority	Remarks
	KLUG Terence	MASON Lynn			
Count 1	310	304	614	308	Primary Votes Klug Elected